

REPAIR QUANTITY TABLE

BENT 9	QUANTITIES			
	ESTIMATE		ACTUAL	
SHOTCRETE REPAIRS	AREA SF	VOLUME CF	AREA SF	VOLUME CF
CAP (VERTICAL FACE)	3.5	1.0		
CAP (HORIZONTAL FACE)				
22" OCT. PREST. CONC. PILES				
CONCRETE REPAIRS				
EPOXY COATING	AREA SF		AREA SF	
TOP OF CAP *	201.0			
PILE JACKET	LENGTH LN. FT.		LENGTH LN. FT.	
PILE NUMBERS :	5	18.00		

* EPOXY COATING QUANTITY INCLUDES TOP OF PILE CAPS

NOTES

REPAIR LOCATIONS AND ESTIMATE OF QUANTITIES ARE GIVEN WITH THE BEST INFORMATION AVAILABLE. IF ADDITIONAL REPAIRS NOT SHOWN ON THE DRAWINGS ARE DEEMED NECESSARY BY THE INSPECTOR OR ENGINEER THE CONTRACTOR SHALL NOTE ON THE DRAWINGS THE APPROXIMATE LOCATION AND DESCRIPTION OF THE REPAIRS AND ADJUST THE ACTUAL QUANTITIES ENTERED INTO THE REPAIR QUANTITY TABLE.

CONTRACTOR SHALL SAW CUT TO A MINIMUM OF 1/2" BUT REINFORCING STEEL SHALL NOT BE DAMAGED.

CONTRACTOR SHALL REMOVE SURFACE CONCRETE TO VERIFY THAT SAWCUT DEPTH WILL NOT DAMAGE EXISTING REINFORCING STEEL.

CONCRETE REPAIRS MAY BE USED IN LIEU OF SHOTCRETE REPAIRS, WITH THE APPROVAL OF THE ENGINEER.

FOR SHOTCRETE REPAIRS, SEE SPECIAL PROVISIONS.

FOR CONCRETE REPAIRS, SEE SPECIAL PROVISIONS.

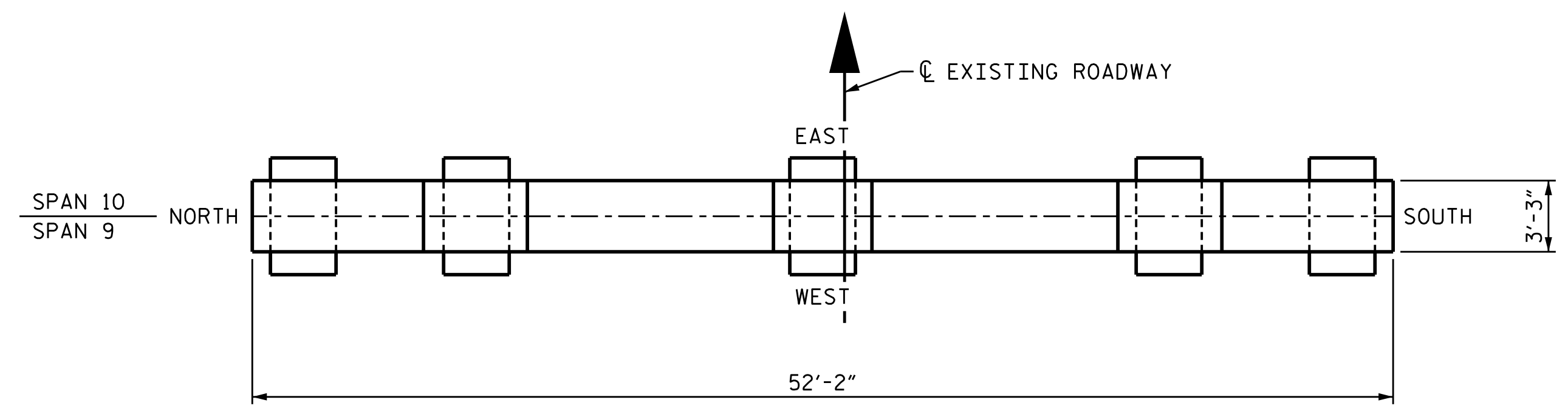
FOR CAP AND PILE REPAIR DETAILS, SEE "TYPICAL CAP AND PILE REPAIR DETAILS" SHEET S-56.

VALUES IN CHART REPRESENT ESTIMATED REPAIR TOTALS AFTER REMOVAL OF UNSOUND CONCRETE, MIN. OF 1" BEHIND REBAR AND MIN. 2" CLEAR TO SAWCUT, SEE REPAIR DETAILS.

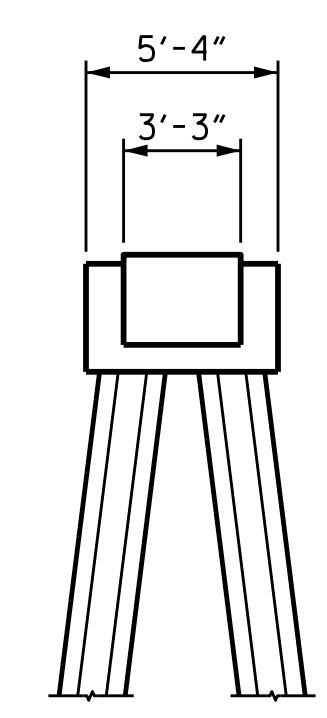
FOR EPOXY COATING, SEE SPECIAL PROVISIONS.

FOR GALVANIC CATHODIC PROTECTION INTEGRAL PILE JACKET, SEE SPECIAL PROVISIONS.

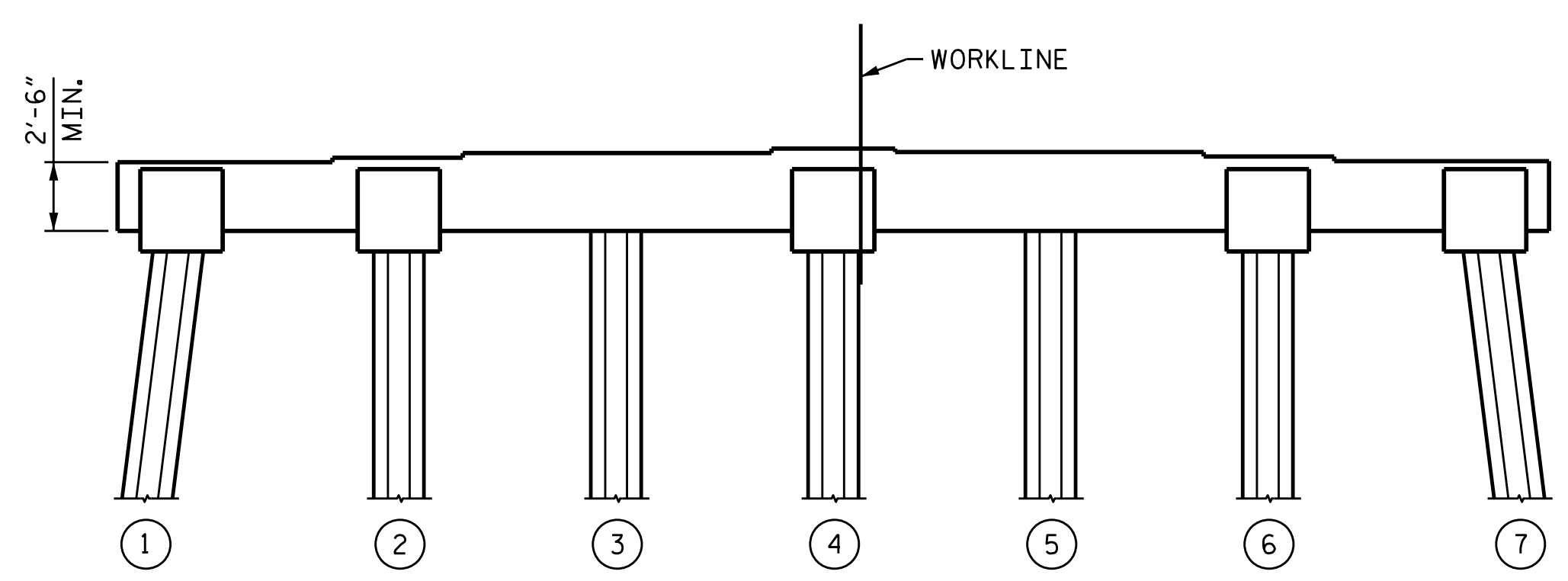
FOR BRIDGE JACKING, SEE SPECIAL PROVISIONS.



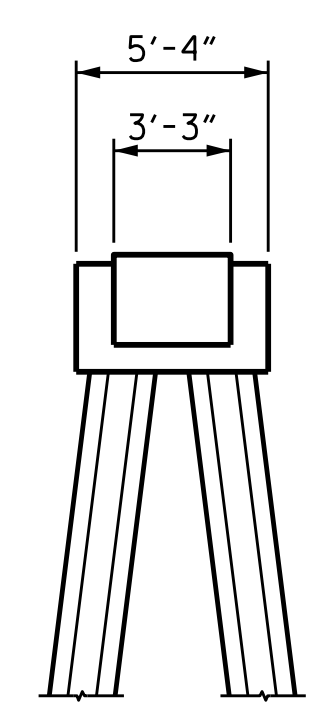
PLAN
TOP OF CAP
PILES OMITTED FOR CLARITY



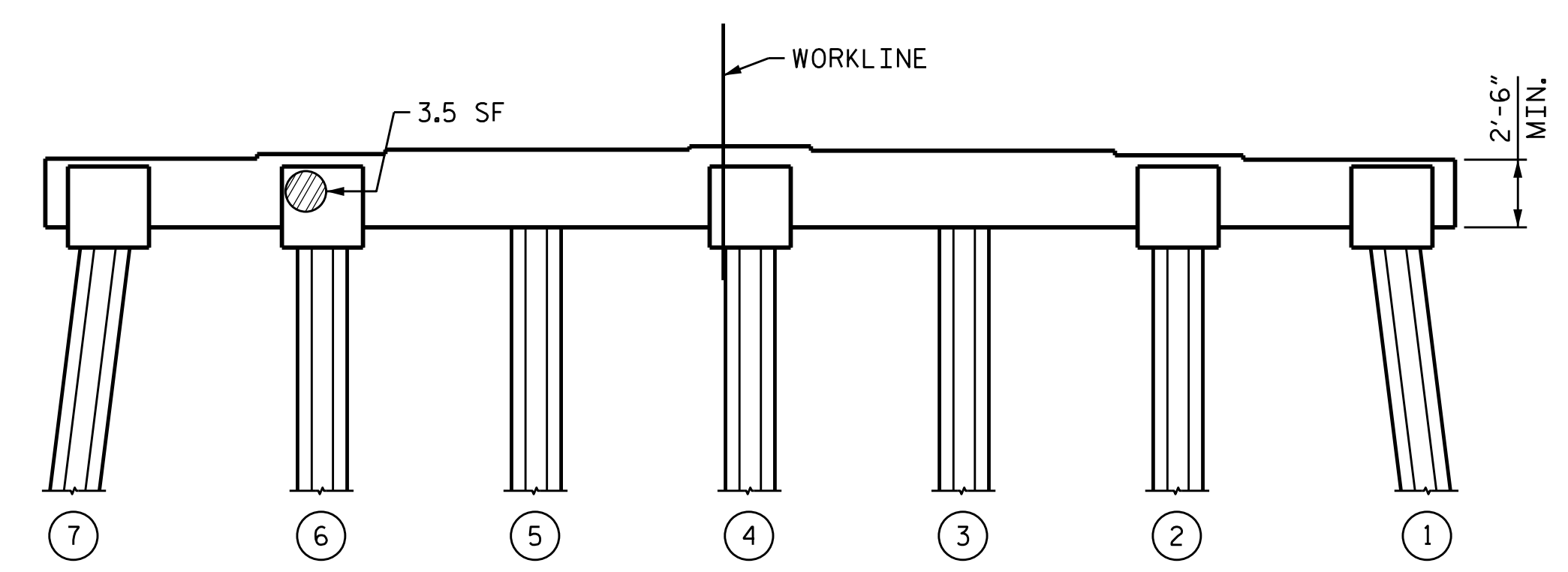
END VIEW
NORTH SIDE



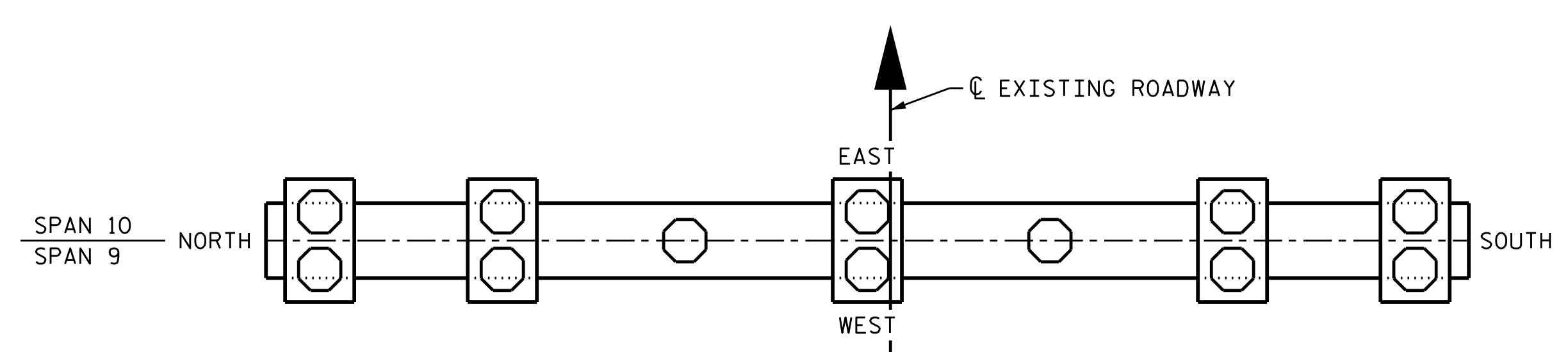
ELEVATION
WEST SIDE



END VIEW
SOUTH SIDE



ELEVATION
EAST SIDE



PLAN
BOTTOM OF CAP

NOTES

- SHOTCRETE REPAIR
- CONCRETE REPAIR

PROJECT NO. 15BPR.19
NEW HANOVER COUNTY
 BRIDGE NO. 640021

SHEET 10 OF 15

STATE OF NORTH CAROLINA
 DEPARTMENT OF TRANSPORTATION
 RALEIGH

SUBSTRUCTURE
**BENT 9
 REPAIRS**

DOCUMENT NOT CONSIDERED FINAL
 UNLESS ALL SIGNATURES COMPLETED

REVISIONS						SHEET NO.
NO.	BY:	DATE:	NO.	BY:	DATE:	
1			3			TOTAL SHEETS
2			4			58

WSP USA Inc.
 434 FAYETTEVILLE STREET
 SUITE 1500
 RALEIGH, NC 27601
 TEL: 1.919.836.4040
 LICENSE NO. F-0165

10/18/2020
 L:\Raleigh Office Projects\Structures\2018\188906-05 NCDOT - 640021 New Hanover Co.05 Plans\10 DGN\401.210.15BPR.19_SML.B9_S-41.dgn
 DRAWN BY: M.J. OSTRISHKO DATE: JUL 2018
 CHECKED BY: C.J. HOWARD DATE: JUL 2018