


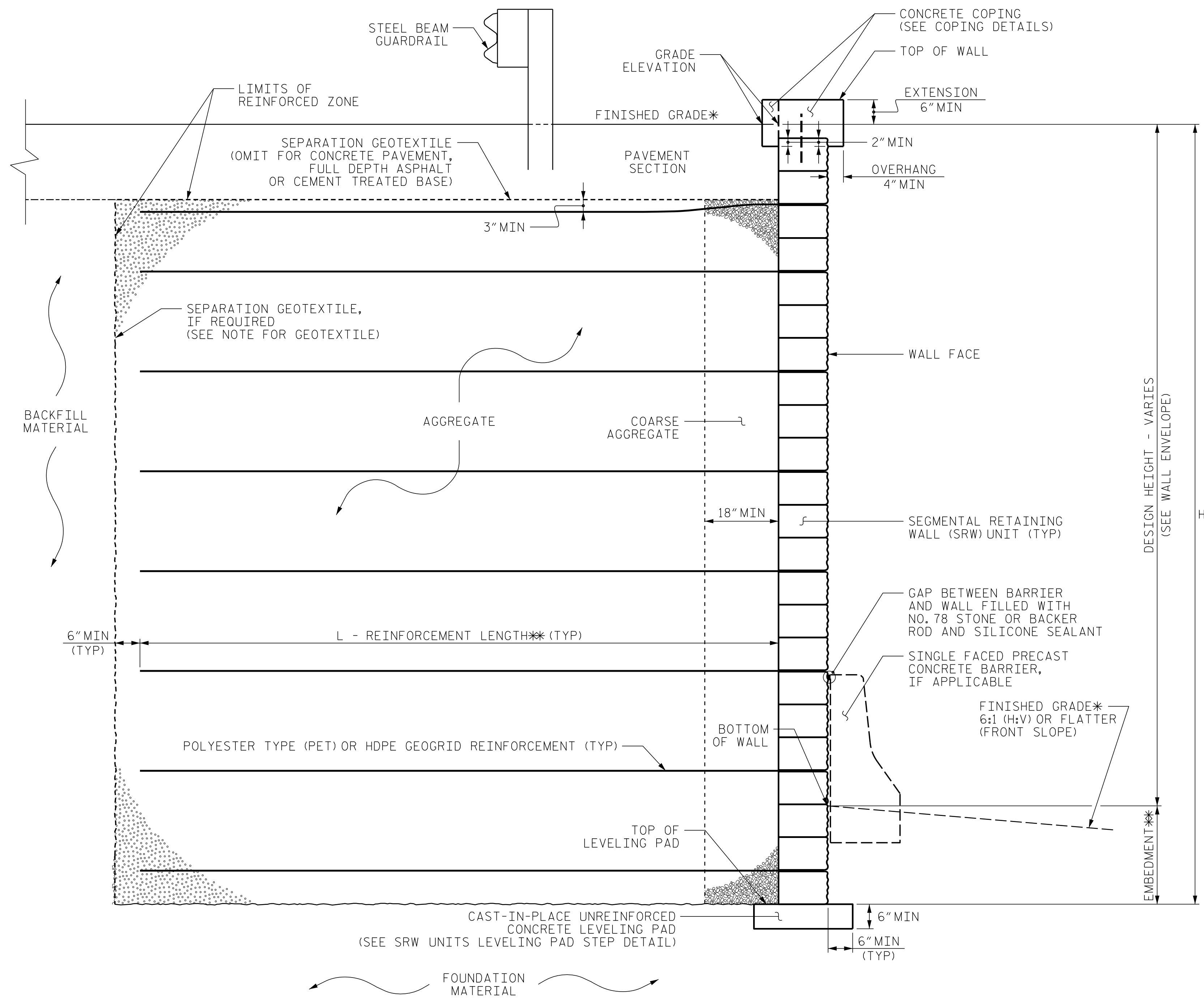
GEOTECHNICAL ENGINEER

ENGINEER



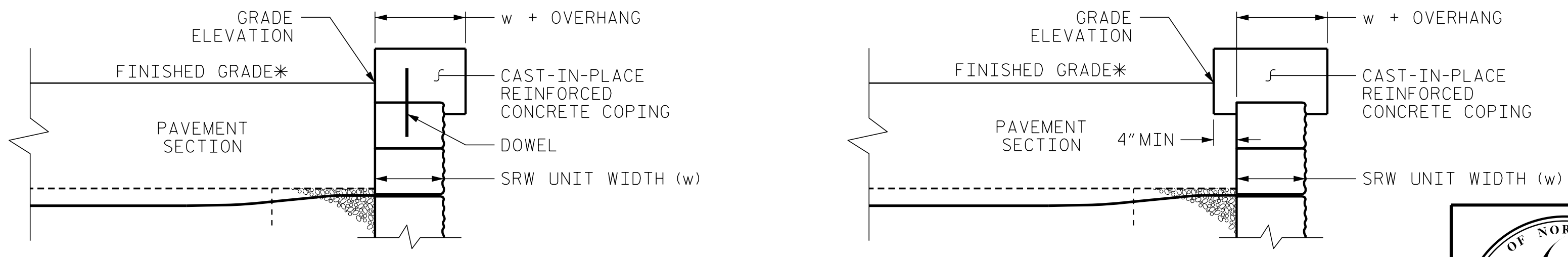
DocuSigned by:  
Kristen Hill  
7/8/2021

SIGNATURE DATE SIGNATURE DATE



**MSE WALL WITH SRW UNITS - TYPICAL SECTION**


\*SEE ROADWAY PLANS FOR FINISHED GRADE DETAILS.  
 \*\*SEE MSE RETAINING WALLS PROVISION AND IF APPLICABLE, MSE WALL NOTES FOR EMBEDMENT AND REINFORCEMENT LENGTH REQUIREMENTS.



**COPING DETAILS**

AT THE CONTRACTOR'S OPTION, CONNECT COPING TO SRW UNITS WITH DOWELS OR EXTEND COPING DOWN BACK OF SRW UNITS.  
 \*SEE ROADWAY PLANS FOR FINISHED GRADE DETAILS.

PROJECT NO.: I-5986B  
 JOHNSTON COUNTY  
 STATION: -Y18RPB- STATION 14+65.96 27.95' LT



**NORTH CAROLINA  
 DEPARTMENT OF TRANSPORTATION  
 DIVISION OF HIGHWAYS**

**GEOTECHNICAL  
 ENGINEERING UNIT**

**MSE RETAINING WALL  
 NO. 9  
 TYPICAL SECTION AND  
 COPING DETAILS**

| REVISIONS |    |      |     |    |      |
|-----------|----|------|-----|----|------|
| NO.       | BY | DATE | NO. | BY | DATE |
| 1         |    |      | 3   |    |      |
| 2         |    |      | 4   |    |      |

SHEET NO. W-7

PREPARED BY: KHH DATE: 06/29/21  
 REVIEWED BY: SEM DATE: 06/29/21