
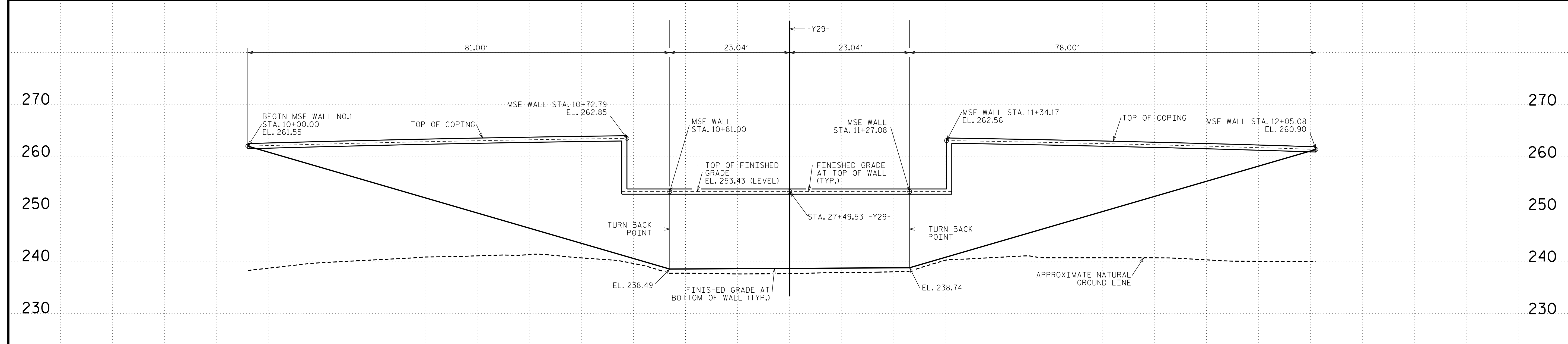
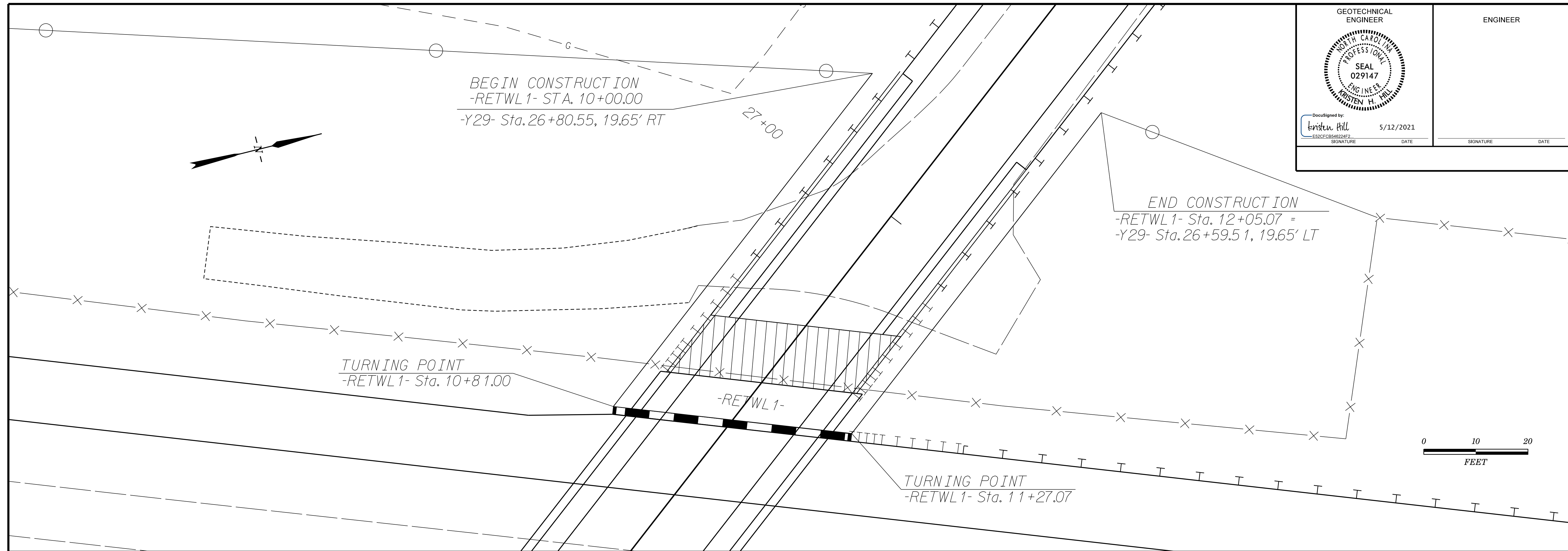


GEOTECHNICAL ENGINEER
 ENGINEER

 DocuSigned by:
 Kristen Hill
 5/12/2021
 SIGNATURE DATE SIGNATURE DATE



ESTIMATED MSE WALL QUANTITY (SQ. FEET)	
MSE RETAINING WALL NO. 1	2,830 SF
ARCHITECTURAL CONCRETE SURFACE TREATMENT	2,395 SF

WALL ENVELOPE FOR RETAINING WALL NO. 1
 LOOKING BACKSTATION (-Y29-) AT FRONT FACE OF MSE WALL AT END BENT 1

PROJECT NO.: I-5986B
 JOHNSTON COUNTY
 STATION: 28+39.21 -Y29- / 1294+89.16 -L-
 SHEET 1 OF 5

PREPARED BY: KHH DATE: 3/12/20
 REVIEWED BY: SEM DATE: 3/12/20



9751 SOUTHERN PINE BLVD
 CHARLOTTE, NC 28273
 (704) 523-4726

MSE RETAINING WALL NO. 1 WALL ENVELOPES					
REVISIONS					
NO.	BY	DATE	NO.	BY	DATE
1			3		
2			4		

SHEET NO. W-1