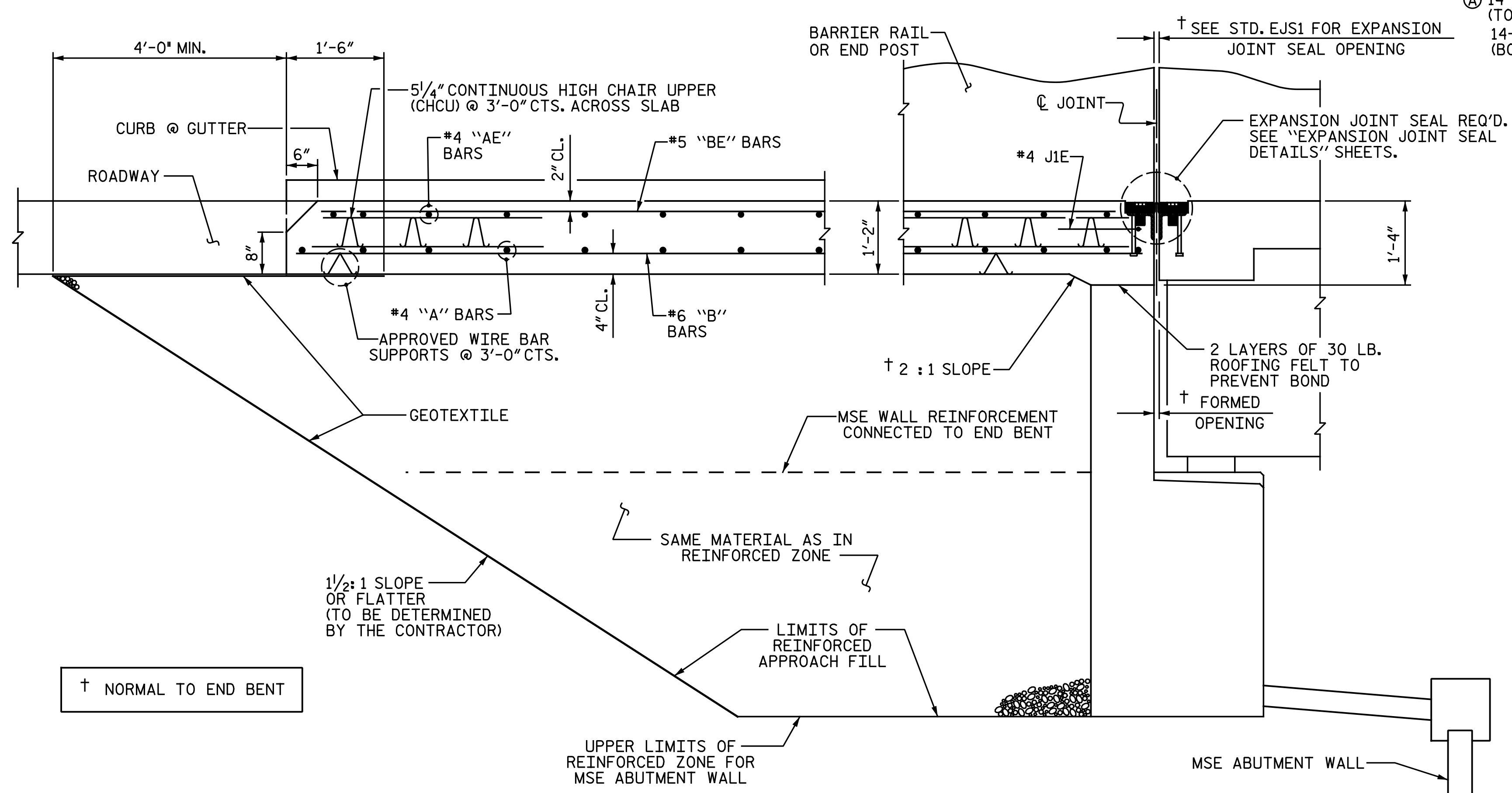
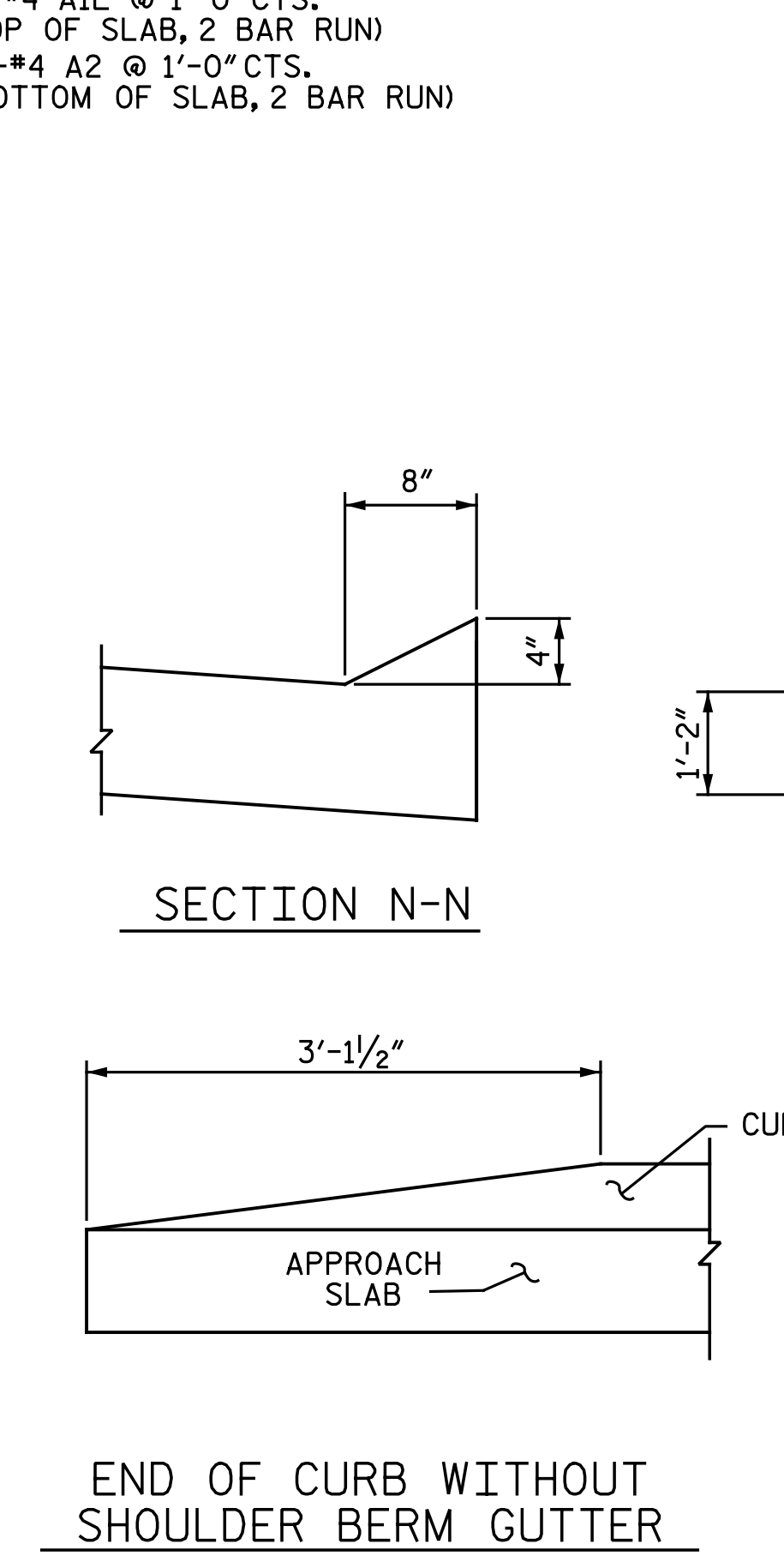


PLAN @ END BENT 1  
PLAN @ END BENT 2  
DIMENSIONS SHOWN ARE TYPICAL FOR BOTH APPROACH SLABS



SECTION THRU SLAB  
(TYPE III - REINFORCED APPROACH FILL)



END OF CURB WITHOUT SHOULDER BERM GUTTER  
CURB DETAILS

NOTES

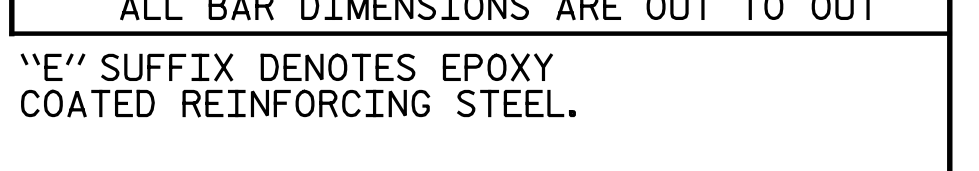
FOR BRIDGE APPROACH FILL INCLUDING GEOTEXTILE, MSE WALL REINFORCEMENT AND BACKFILL MATERIAL SEE ROADWAY PLANS.  
 GEOTEXTILE SHALL BE TYPE 1 IN ACCORDANCE WITH THE STANDARD SPECIFICATIONS SECTION 1056.  
 BACKFILL MATERIAL SHALL BE THE SAME MATERIAL USED IN THE MSE REINFORCED ZONE.  
 APPROACH SLAB SHALL NOT BE CONSTRUCTED PRIOR TO COMPLETION OF THE BRIDGE DECK.  
 AREA BETWEEN THE WINGWALL AND APPROACH SLAB SHALL BE GRADED TO DRAIN THE WATER AWAY FROM THE FILL FACE OF THE BRIDGE AND SHALL BE PAVED. SEE ROADWAY PLANS.  
 FOR EXPANSION JOINT SEALS, SEE SPECIAL PROVISIONS.  
 FOR REINFORCING STEEL IN THE MONOLITHIC CONCRETE ISLAND, SEE "BRIDGE APPROACH SLAB DETAILS" SHEET.  
 THE QUANTITY OF #4 J1E BARS ON THE BILL OF MATERIAL IS BASED ON 1'-0" CENTERS. J1E BARS SHALL BE PLACED AT EACH VERTICAL STUD ANCHOR BOLT. IN THE EVENT THAT THE NUMBER OF VERTICAL STUD ANCHORS EXCEEDS THE NUMBER OF J1E BARS SPECIFIED, ADDITIONAL J1E BARS WILL NOT BE REQUIRED.

| SPlice LENGTHS |              |          |
|----------------|--------------|----------|
| BAR SIZE       | EPOXY COATED | UNCOATED |
| #4             | 2'-0"        | 1'-9"    |

| BILL OF MATERIAL            |     |      |      |          |        |
|-----------------------------|-----|------|------|----------|--------|
| APPROACH SLAB AT END BENT 1 |     |      |      |          |        |
| BAR                         | NO. | SIZE | TYPE | LENGTH   | WEIGHT |
| A1E                         | 30  | #4   | STR. | 34' - 3" | 686    |
| A2                          | 32  | #4   | STR. | 34' - 1" | 729    |
| B1E                         | 98  | #5   | STR. | 13' - 5" | 1,371  |
| B2                          | 98  | #6   | STR. | 14' - 6" | 2,134  |
| B3E                         | 4   | #5   | STR. | 9' - 7"  | 40     |
| B4                          | 4   | #6   | STR. | 9' - 7"  | 58     |
| J1E                         | 63  | #4   | 1    | 1' - 5"  | 60     |
| REINFORCING STEEL           |     |      |      | LBS.     | 2,921  |
| EPOXY COATED REINF. STEEL   |     |      |      | LBS.     | 2,157  |
| CLASS AA CONCRETE           |     |      |      | C.Y.     | 33.1   |


  

| BILL OF MATERIAL            |     |      |      |          |        |
|-----------------------------|-----|------|------|----------|--------|
| APPROACH SLAB AT END BENT 2 |     |      |      |          |        |
| BAR                         | NO. | SIZE | TYPE | LENGTH   | WEIGHT |
| A1E                         | 30  | #4   | STR. | 34' - 3" | 686    |
| A2                          | 32  | #4   | STR. | 34' - 1" | 729    |
| B1E                         | 98  | #5   | STR. | 13' - 5" | 1,371  |
| B2                          | 98  | #6   | STR. | 14' - 6" | 2,134  |
| B3E                         | 4   | #5   | STR. | 9' - 7"  | 40     |
| B4                          | 4   | #6   | STR. | 9' - 7"  | 58     |
| J1E                         | 63  | #4   | 1    | 1' - 5"  | 60     |
| REINFORCING STEEL           |     |      |      | LBS.     | 2,921  |
| EPOXY COATED REINF. STEEL   |     |      |      | LBS.     | 2,157  |
| CLASS AA CONCRETE           |     |      |      | C.Y.     | 33.1   |



ALL BAR DIMENSIONS ARE OUT TO OUT  
 "E" SUFFIX DENOTES EPOXY COATED REINFORCING STEEL.  
 \*\* QUANTITIES FOR BARRIER RAIL AND MONOLITHIC CONCRETE ISLAND ARE NOT INCLUDED. SEE "BRIDGE APPROACH SLAB DETAILS SHEET".

PROJECT NO. I-5883  
 HARNETT COUNTY  
 STATION: 26+80.73 -Y17-



DOCUMENT NOT CONSIDERED FINAL UNLESS ALL SIGNATURES COMPLETED

| REVISIONS |     |       |     |     |       |
|-----------|-----|-------|-----|-----|-------|
| NO.       | BY: | DATE: | NO. | BY: | DATE: |
| 1         |     |       | 3   |     |       |
| 2         |     |       | 4   |     |       |

|                             |                      |
|-----------------------------|----------------------|
| ASSEMBLED BY : N. B. SPEAKS | DATE : 12-19-18      |
| CHECKED BY : V. A. PATEL    | DATE : 12-20-18      |
| DRAWN BY : EEM 3/95         | REV. 12/21/11 MAA/GM |
| CHECKED BY : VAP 3/95       | REV. 6/13 MAA/GM     |
|                             | REV. 12/17 MAA/THC   |

|                 |  |
|-----------------|--|
| SHEET NO. S2-32 |  |
| TOTAL SHEETS 33 |  |