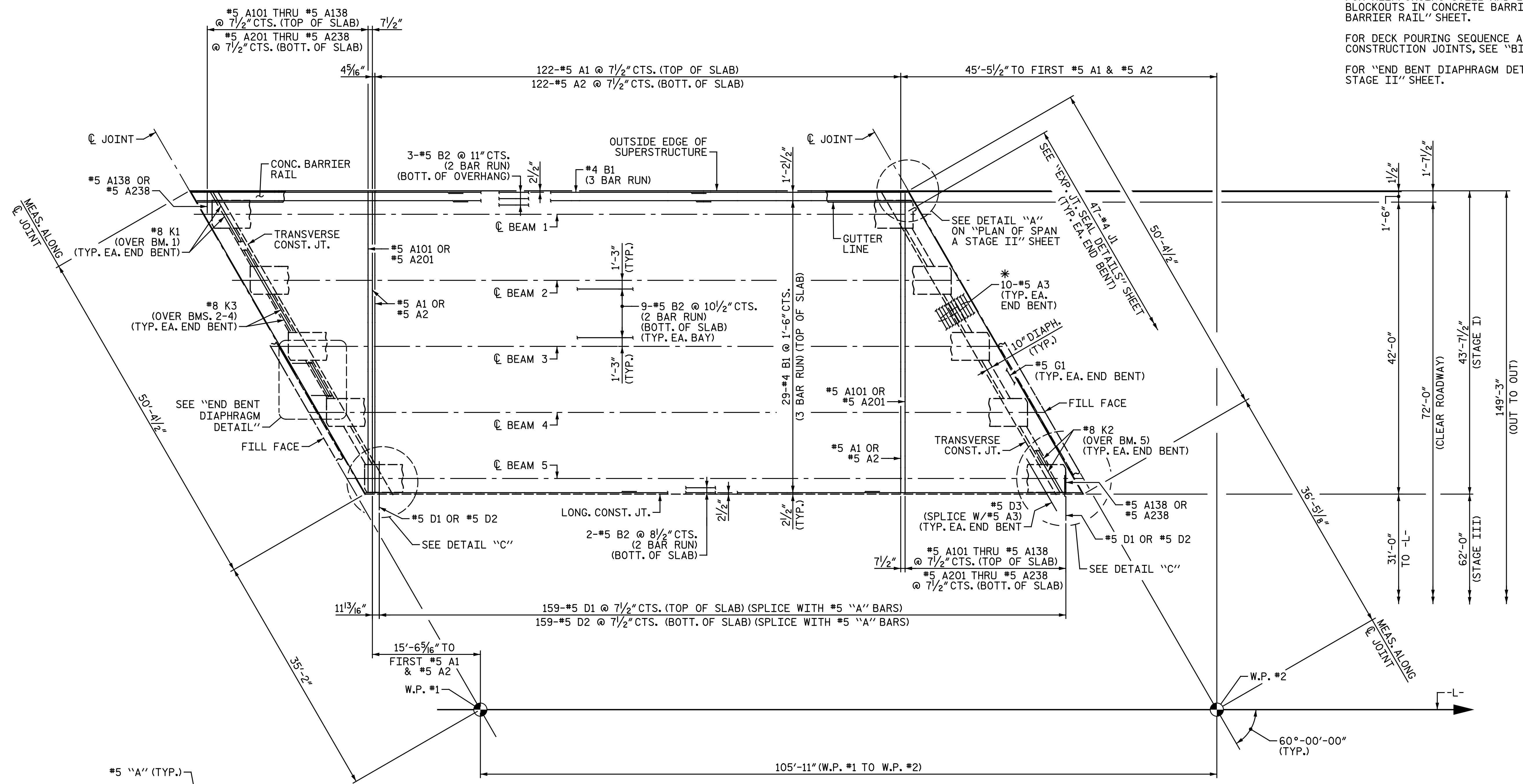
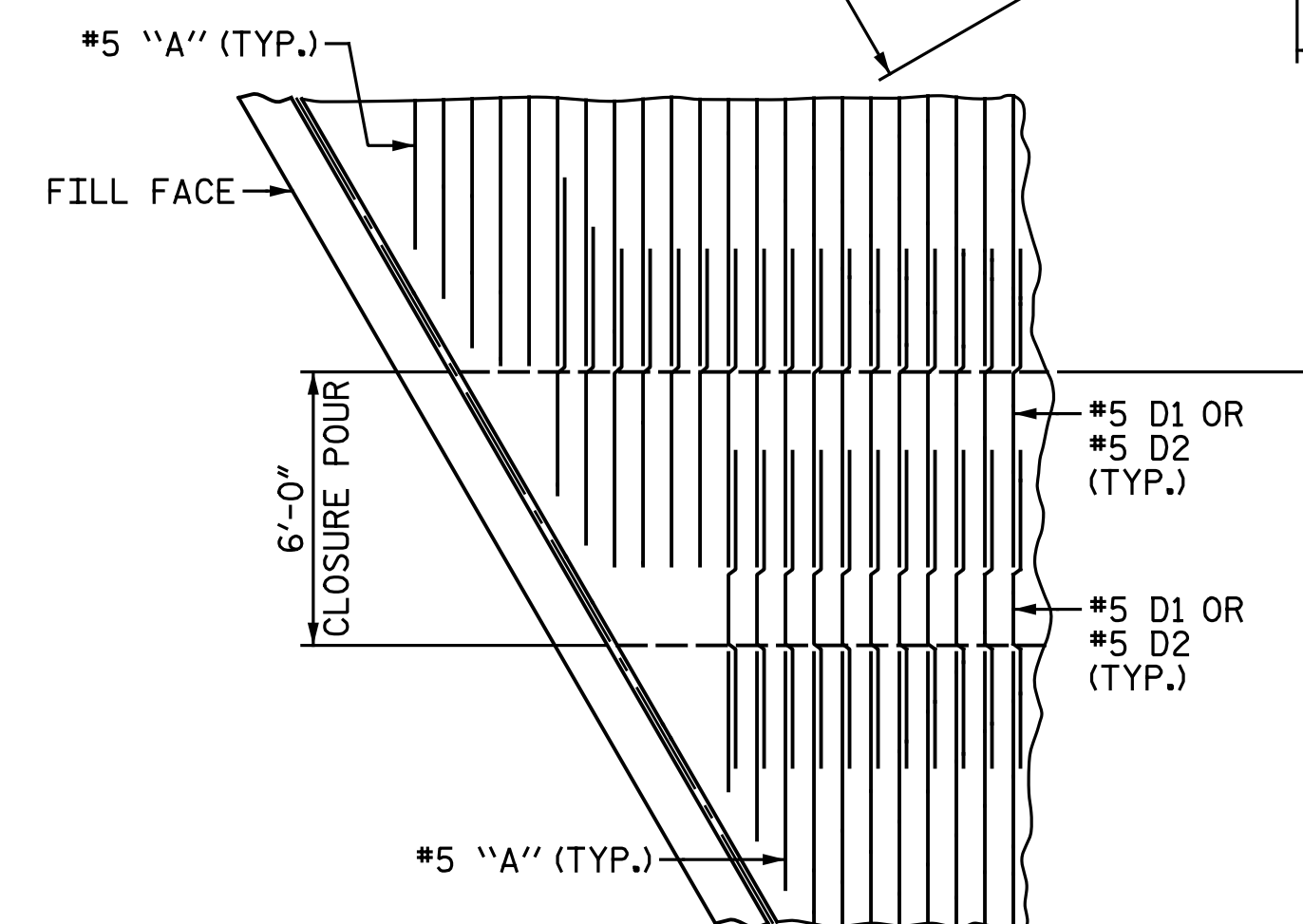


NOTES:
 FOR REINFORCING STEEL AND LOCATION OF TEMPORARY DRAIN BLOCKOUTS IN CONCRETE BARRIER RAIL, SEE "CONCRETE BARRIER RAIL" SHEET.
 FOR DECK POURING SEQUENCE AND LOCATION OF TRANSVERSE CONSTRUCTION JOINTS, SEE "BILL OF MATERIAL" SHEETS.
 FOR "END BENT DIAPHRAGM DETAIL", SEE "PLAN OF SPAN A STAGE II" SHEET.

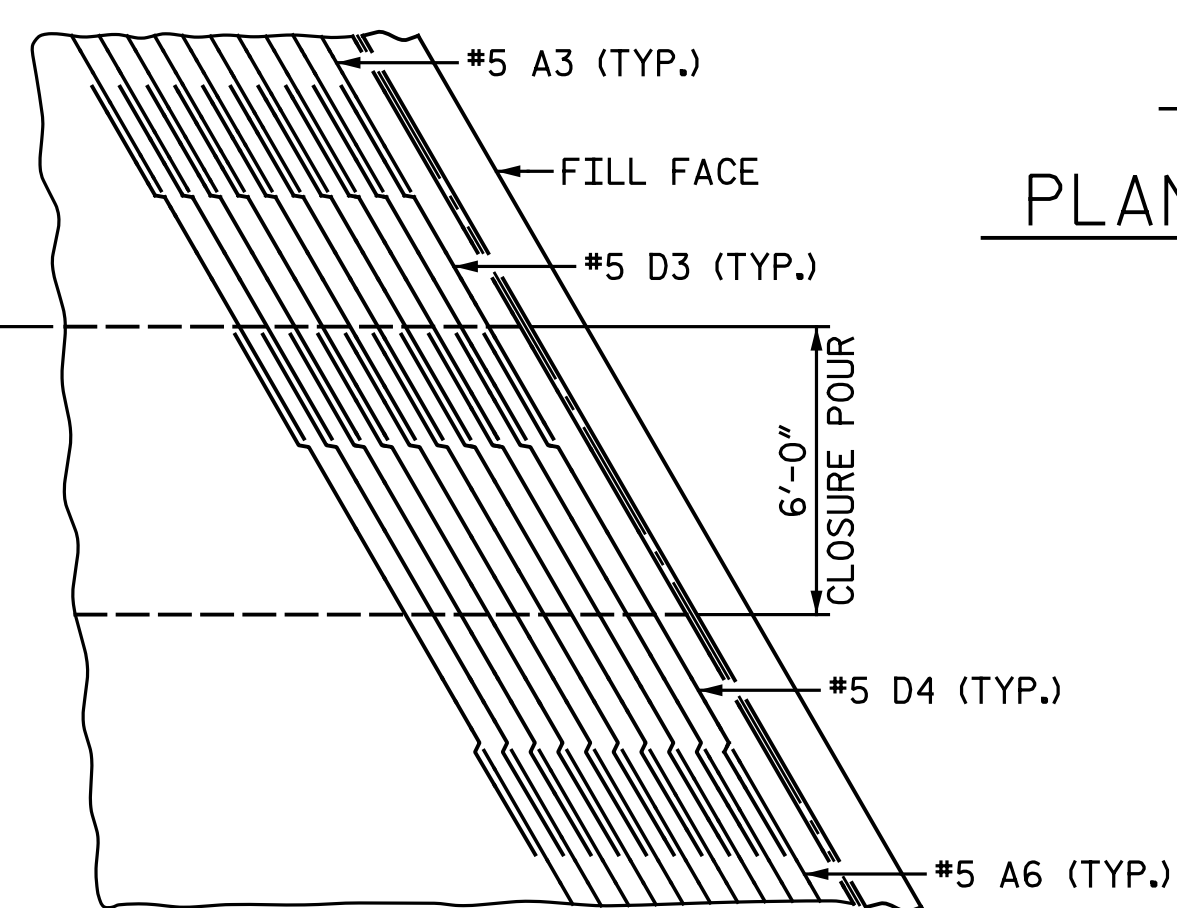


SPLICE LENGTHS		
BAR SIZE	EPOXY COATED	UNCOATED
#4	2'-0"	1'-9"
#5	2'-6"	2'-2"

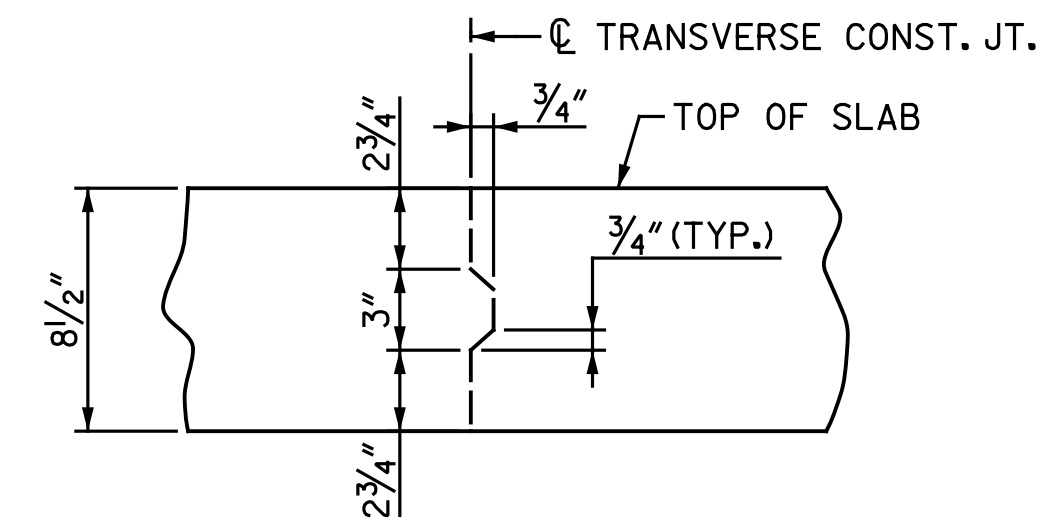
PROJECT NO. I-5986B
JOHNSTON COUNTY
 STATION: 1391+19.65 -L-
 SHEET 1 OF 3



ONLY TRANSVERSE #5 "A" DECK BARS & #5 "D" DOWELS SHOWN. LAYOUT AT END BENT 2 SIMILAR.



ONLY SKEWED #5 "A" DECK BARS & #5 "D" DOWELS SHOWN. LAYOUT AT END BENT 1 SIMILAR.



REINFORCING STEEL IN SLAB NOT SHOWN. REINFORCING STEEL SHALL BE CONTINUOUS THROUGH JOINT.

* #5 A3 BARS TO BE PLACED PARALLEL TO SKEW & BELOW B1 BARS



DOCUMENT NOT CONSIDERED FINAL UNLESS ALL SIGNATURES COMPLETED

Michael Baker International
 Michael Baker Engineering
 8000 Regency Parkway, Suite 600
 Cary, North Carolina 27518
 NC License No.: F-1084

STATE OF NORTH CAROLINA
 DEPARTMENT OF TRANSPORTATION
 RALEIGH
 SUPERSTRUCTURE
 PLAN OF SPAN A
 STAGE I

REVISIONS						SHEET NO. S3-12
NO.	BY:	DATE:	NO.	BY:	DATE:	
1			3			TOTAL SHEETS 44
2			4			

DRAWN BY: C. E. MAYHEW DATE: 11-20-19
 CHECKED BY: J. M. GARRISON DATE: 4-20-20

CLOSURE POUR BETWEEN STAGE I AND STAGE III SHOWN, CLOSURE POUR BETWEEN STAGE II AND STAGE III SIMILAR.