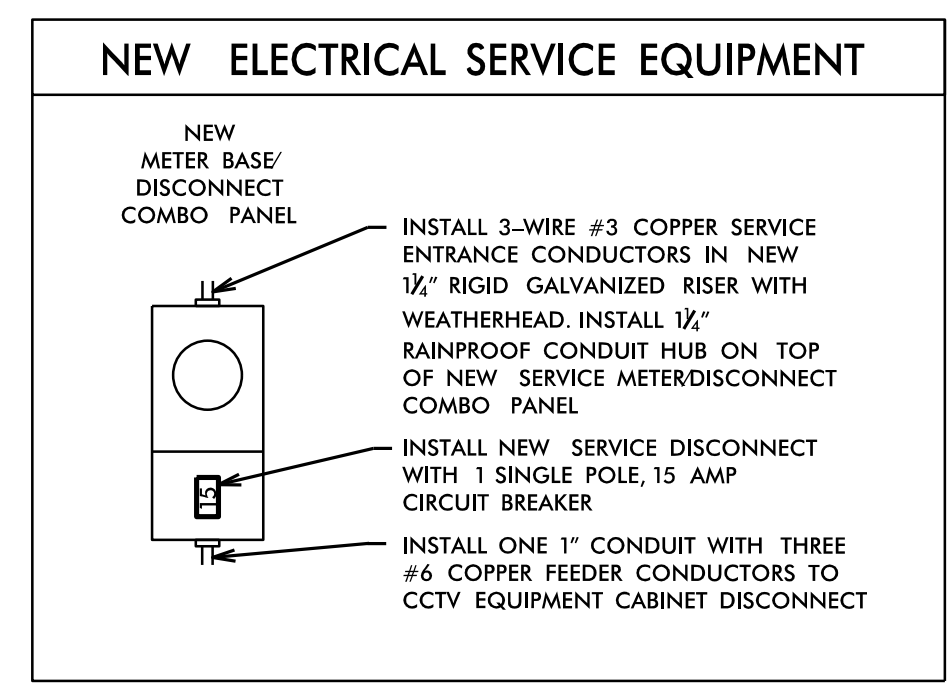
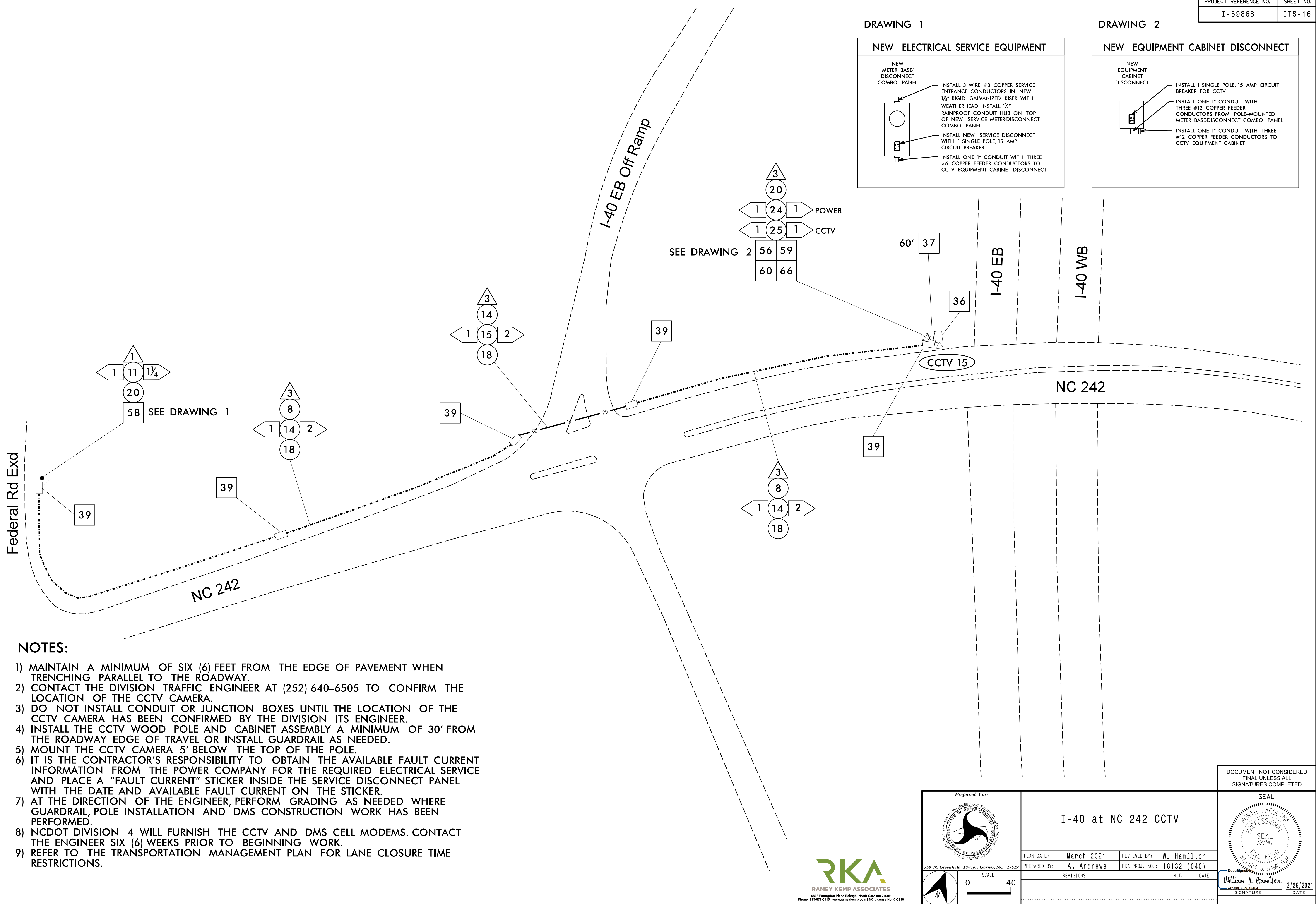
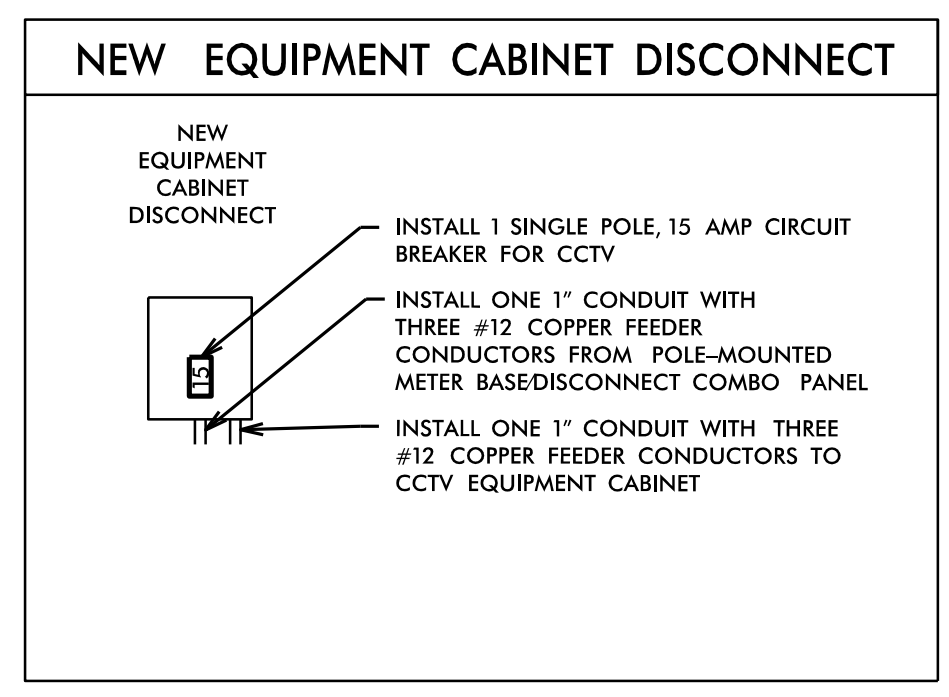


DRAWING 1



DRAWING 2



NOTES:

- 1) MAINTAIN A MINIMUM OF SIX (6) FEET FROM THE EDGE OF PAVEMENT WHEN TRENCHING PARALLEL TO THE ROADWAY.
- 2) CONTACT THE DIVISION TRAFFIC ENGINEER AT (252) 640-6505 TO CONFIRM THE LOCATION OF THE CCTV CAMERA.
- 3) DO NOT INSTALL CONDUIT OR JUNCTION BOXES UNTIL THE LOCATION OF THE CCTV CAMERA HAS BEEN CONFIRMED BY THE DIVISION ITS ENGINEER.
- 4) INSTALL THE CCTV WOOD POLE AND CABINET ASSEMBLY A MINIMUM OF 30' FROM THE ROADWAY EDGE OF TRAVEL OR INSTALL GUARDRAIL AS NEEDED.
- 5) MOUNT THE CCTV CAMERA 5' BELOW THE TOP OF THE POLE.
- 6) IT IS THE CONTRACTOR'S RESPONSIBILITY TO OBTAIN THE AVAILABLE FAULT CURRENT INFORMATION FROM THE POWER COMPANY FOR THE REQUIRED ELECTRICAL SERVICE AND PLACE A "FAULT CURRENT" STICKER INSIDE THE SERVICE DISCONNECT PANEL WITH THE DATE AND AVAILABLE FAULT CURRENT ON THE STICKER.
- 7) AT THE DIRECTION OF THE ENGINEER, PERFORM GRADING AS NEEDED WHERE GUARDRAIL, POLE INSTALLATION AND DMS CONSTRUCTION WORK HAS BEEN PERFORMED.
- 8) NCDOT DIVISION 4 WILL FURNISH THE CCTV AND DMS CELL MODEMS. CONTACT THE ENGINEER SIX (6) WEEKS PRIOR TO BEGINNING WORK.
- 9) REFER TO THE TRANSPORTATION MANAGEMENT PLAN FOR LANE CLOSURE TIME RESTRICTIONS.



Prepared For:

750 N. Greenfield Place, Garner, NC 27529

SCALE 0 40

I-40 at NC 242 CCTV

PLAN DATE: March 2021	REVIEWED BY: WJ Hamilton
PREPARED BY: A. Andrews	RKA PROJ. NO.: 18132 (040)
REVISIONS	INIT. DATE

DOCUMENT NOT CONSIDERED FINAL UNLESS ALL SIGNATURES COMPLETED

SEAL

William J. Hamilton
3/26/2021
DATE