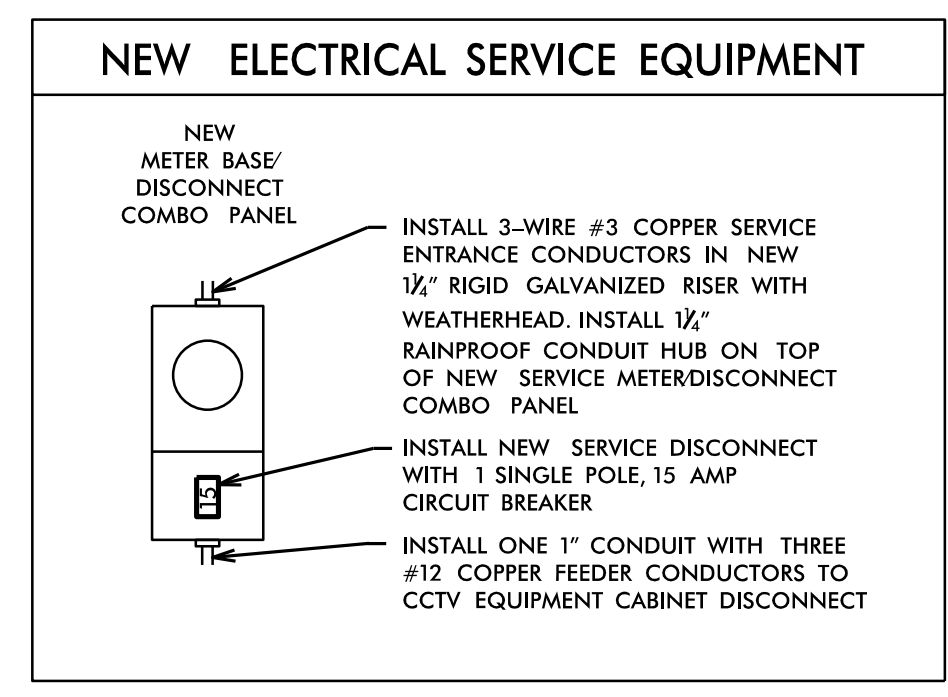
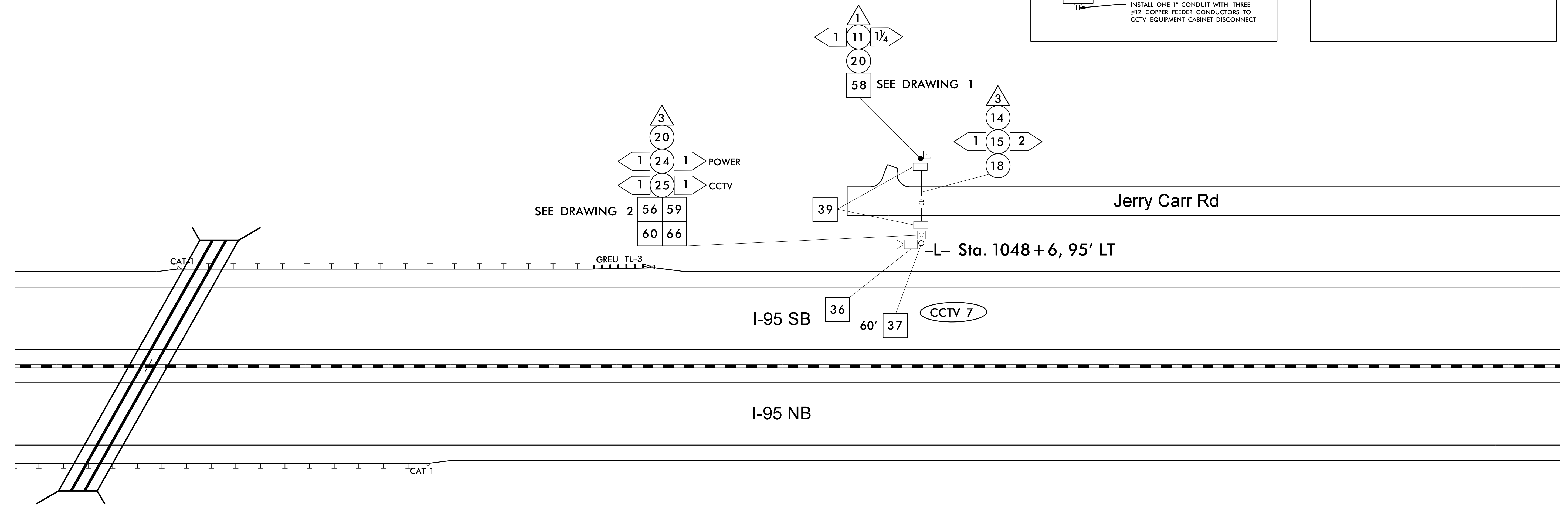
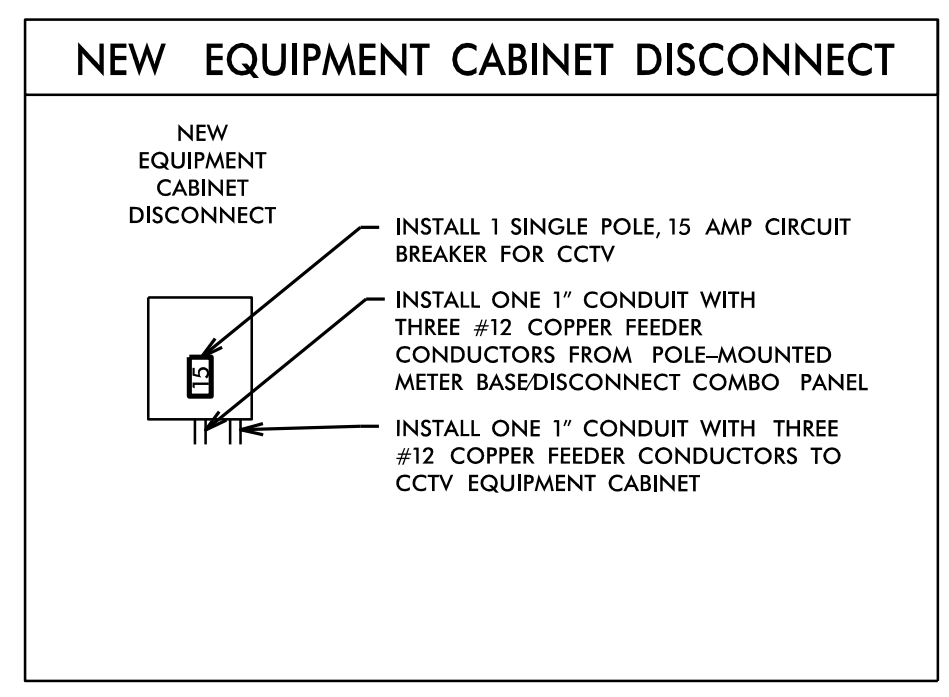


DRAWING 1



DRAWING 2



NOTES:

- 1) MAINTAIN A MINIMUM OF SIX (6) FEET FROM THE EDGE OF PAVEMENT WHEN TRENCHING PARALLEL TO THE ROADWAY.
- 2) CONTACT THE DIVISION TRAFFIC ENGINEER AT (910) 364-0606 TO CONFIRM THE LOCATION OF THE CCTV CAMERA.
- 3) DO NOT INSTALL CONDUIT OR JUNCTION BOXES UNTIL THE LOCATION OF THE CCTV CAMERA HAS BEEN CONFIRMED BY THE DIVISION ITS ENGINEER.
- 4) INSTALL THE CCTV WOOD POLE AND CABINET ASSEMBLY A MINIMUM OF 30' FROM THE ROADWAY EDGE OF TRAVEL OR INSTALL GUARDRAIL AS NEEDED.
- 5) MOUNT THE CCTV CAMERA 5' BELOW THE TOP OF THE POLE.
- 6) IT IS THE CONTRACTOR'S RESPONSIBILITY TO OBTAIN THE AVAILABLE FAULT CURRENT INFORMATION FROM THE POWER COMPANY FOR THE REQUIRED ELECTRICAL SERVICE AND PLACE A "FAULT CURRENT" STICKER INSIDE THE SERVICE DISCONNECT PANEL WITH THE DATE AND AVAILABLE FAULT CURRENT ON THE STICKER.
- 7) AT THE DIRECTION OF THE ENGINEER, PERFORM GRADING AS NEEDED WHERE GUARDRAIL, POLE INSTALLATION AND DMS CONSTRUCTION WORK HAS BEEN PERFORMED.
- 8) RETURN EXISTING CCTV EQUIPMENT TO THE NCDOT DIVISION 6 TRAFFIC SERVICES OFFICE AT 558 GILLESPIE STREET, FAYETTEVILLE, NC 28301. CONTACT FRANK WEST, JR. AT (910) 364-0606 TWO WEEKS IN ADVANCE TO COORDINATE DELIVERY.
- 9) NCDOT DIVISION 6 WILL FURNISH THE CCTV AND DMS CELL MODEMS. CONTACT THE ENGINEER SIX (6) WEEKS PRIOR TO BEGINNING WORK.
- 10) REFER TO THE TRANSPORTATION MANAGEMENT PLAN FOR LANE CLOSURE TIME RESTRICTIONS.



Prepared For:

 750 N. Greenfield Pkwy., Garner, NC 27529
 SCALE 0 40

I-95 MM 74 CCTV

PLAN DATE: March 2021	REVIEWED BY: WJ Hamilton
PREPARED BY: A. Andrews	RKA PROJ. NO.: 18132 (040)
REVISIONS	INIT. DATE

DOCUMENT NOT CONSIDERED FINAL UNLESS ALL SIGNATURES COMPLETED

SEAL

 WILLIAM J. HAMILTON
 ENG/NEER
 DocuSign
 William J. Hamilton 3/26/2021
 SIGNATURE DATE