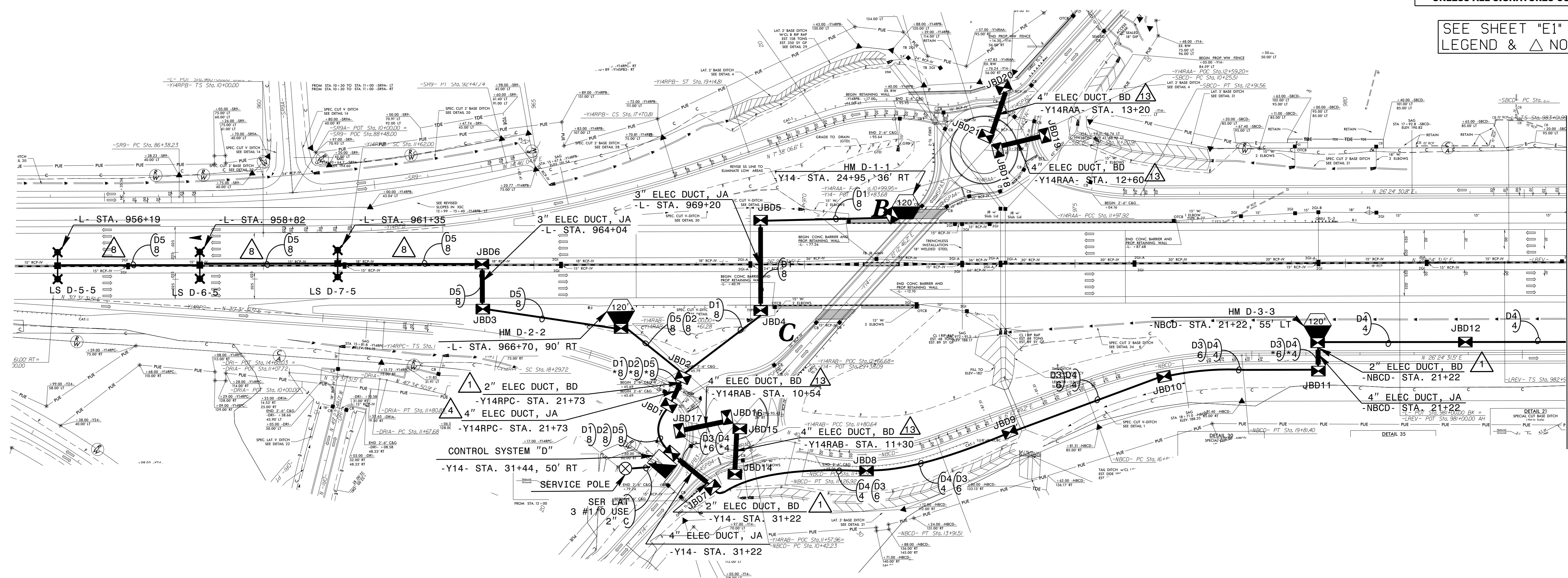


USE FOR LIGHTING CONSTRUCTION ONLY

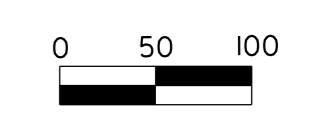
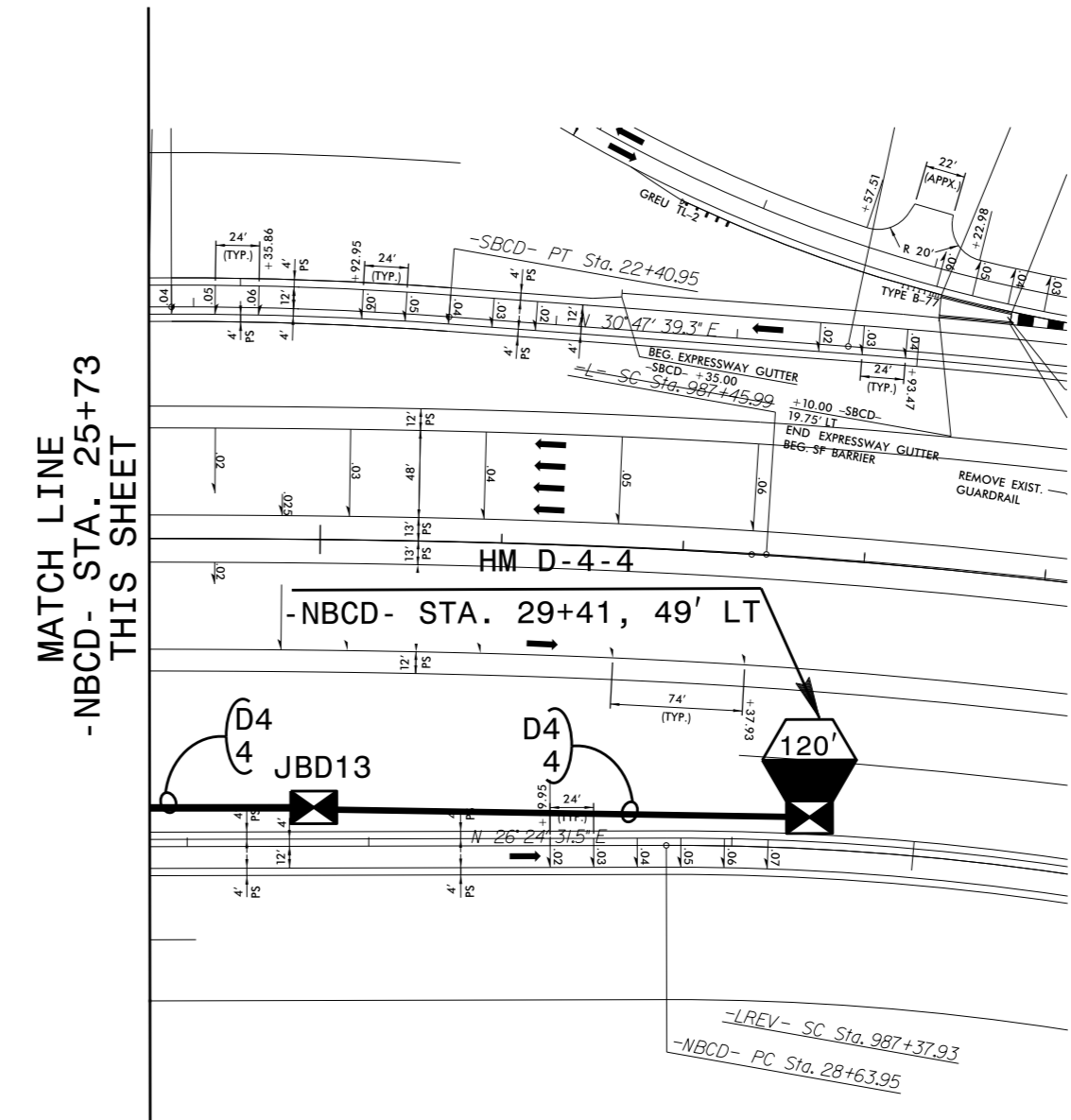
DOCUMENT NOT CONSIDERED FINAL
UNLESS ALL SIGNATURES COMPLETED

SEE SHEET "E1" FOR
LEGEND & △ NOTES



MATCH LINE
-L- STA. 984+00
-R- STA. 984+00
THIS SHEET

LOAD SCHEDULE I-95 / SPRING BRANCH RD						
1Ø, 3W, 240/480 VAC			CONTROL SYSTEM "D"			
CIRCUIT ID	TWIN ARM 1 @ 285W MAX. LED	100' HIGH MAST W/ 6 560W MAX. LED LUMINAIRES	120' HIGH MAST W/ 8 560W MAX. LED LUMINAIRES	AMPS @ 480V	KW LOAD	BREAKER SIZE (AMPS)
D1			D-1	9.3	4.5	15
D2			D-2	9.3	4.5	15
D3			D-3	9.3	4.5	15
D4			D4	9.3	4.5	15
D5	D-5, D-6, D-7			3.6	1.7	15
SPARE						15
TOTAL	3		4	40.8	19.7	



Rev.	Date	Description	Approved
2			
1			

**NORTH CAROLINA
DEPARTMENT OF TRANSPORTATION**
ROADWAY DESIGN LIGHTING/ELECTRICAL SECTION

LIGHTING LAYOUT
I-95 / SPRING BRANCH ROAD
INTERCHANGE (EXIT-72)

HARNETT COUNTY

Drawn By: SKS Approved By: RGH Dwg No.:

26-MAR-2021 16:16 P:\Lighting\Lighting Design\Design\I-59868\LE-E2.dgn