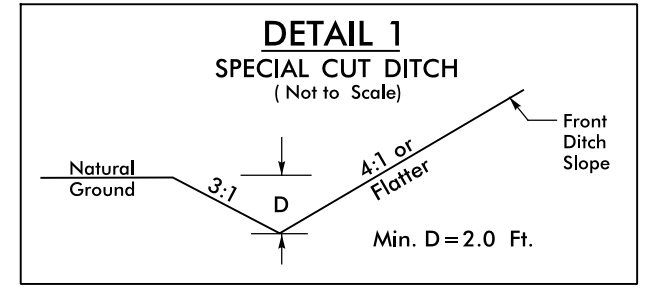
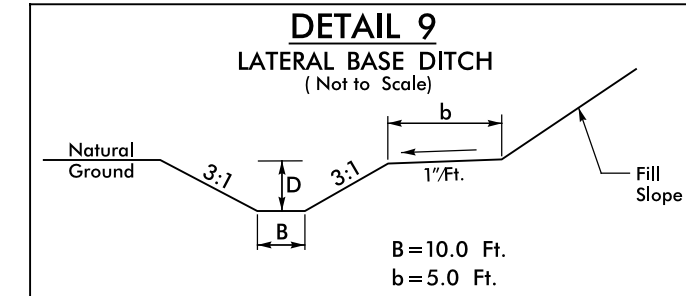


DOCUMENT NOT CONSIDERED FINAL UNLESS ALL SIGNATURES COMPLETED



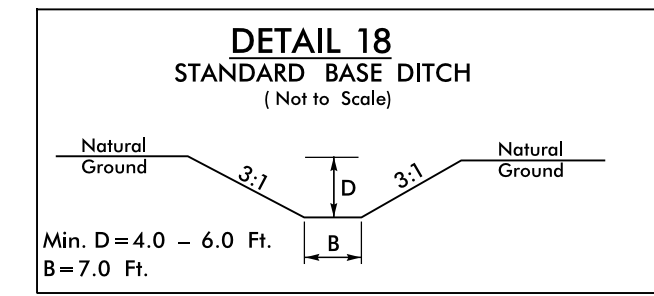
DETAIL 1
SPECIAL CUT DITCH
(Not to Scale)

FROM STA. 1285+17 TO STA. 1291+50 -L- RT
 FROM STA. 1288+50 TO STA. 1290+00 -L- LT
 FROM STA. 1290+20 TO STA. 1294+27 -L- LT
 FROM STA. 1295+50 TO STA. 1298+50 -L- RT
 FROM STA. 1298+50 TO STA. 1298+50 -L- LT
 FROM STA. 1298+50 TO STA. 1300+00 -L- RT
 FROM STA. 1322+71.61 TO STA. 1326+00 -L- RT
 FROM STA. 1339+85 TO STA. 1341+10 -L- LT
 FROM STA. 1340+50 TO STA. 1341+35 -L- RT
 FROM STA. 1347+46 TO STA. 1348+75 -L- RT
 FROM STA. 19+42 TO STA. 23+32 -Y18RPD- LT
 FROM STA. 27+43.67 TO STA. 27+83 -Y29- LT
 FROM STA. 34+94 TO STA. 36+01 -Y29- LT
 FROM STA. 36+26 TO STA. 36+53 -Y29- LT
 FROM STA. 15+15.9 TO STA. 18+88 -Y29A- RT
 FROM STA. 35+75.76 TO STA. 39+44 -Y29A- RT



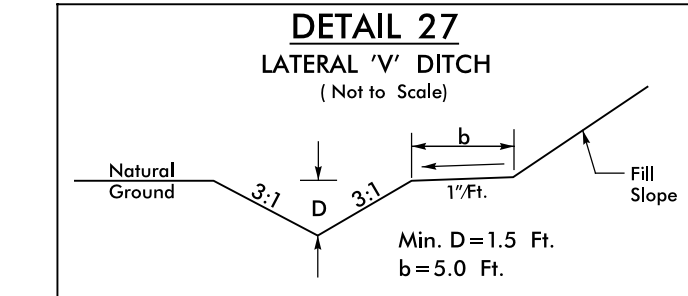
DETAIL 9
LATERAL BASE DITCH
(Not to Scale)

FROM STA. 1265+60 TO STA. 1267+50 -L- RT



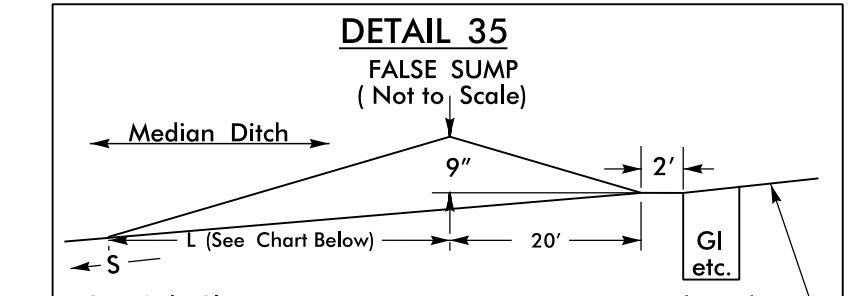
DETAIL 18
STANDARD BASE DITCH
(Not to Scale)

STA. 19+20 -Y18RPD- LT



DETAIL 27
LATERAL BASE DITCH
(Not to Scale)

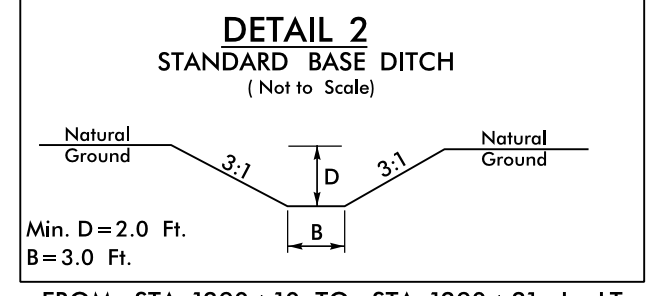
FROM STA. 31+00 TO STA. 34+34 -Y29- LT



DETAIL 35
FALSE SUMP
(Not to Scale)

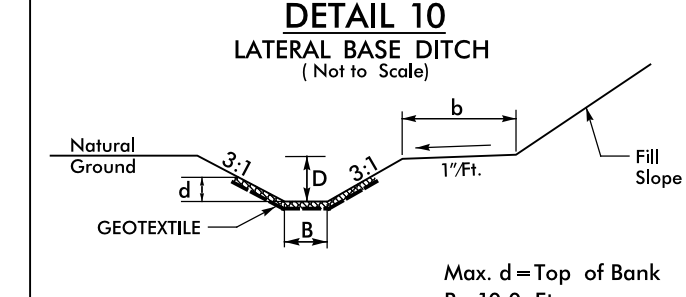
Ditch Slope	L	Ditch Grade	L
0.0% To 2.0%	20'	Over 4.0% To 6.0%	40'
Over 2.0% To 4.0%	30'	Over 6.0%	50'

STA. 1410+47 -L-
 STA. 1414+48 -L-



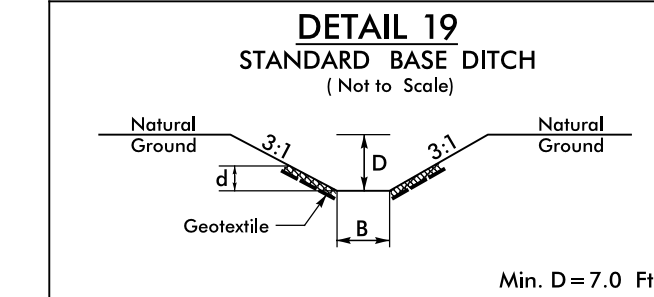
DETAIL 2
STANDARD BASE DITCH
(Not to Scale)

FROM STA. 1290+10 TO STA. 1290+21 -L- LT
 FROM STA. 1316+85 TO STA. 1316+96 -L- LT
 FROM STA. 33+92 TO STA. 34+04 -Y33- LT



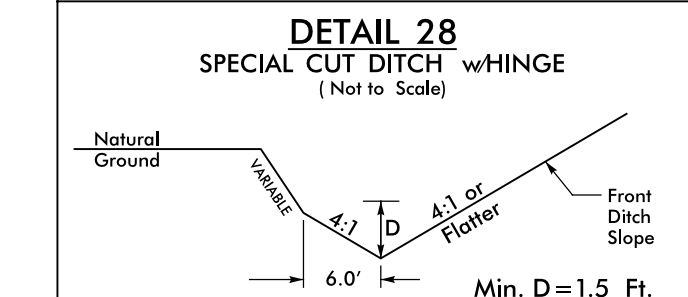
DETAIL 10
LATERAL BASE DITCH
(Not to Scale)

FROM STA. 1265+35 TO STA. 1265+60 -L- RT



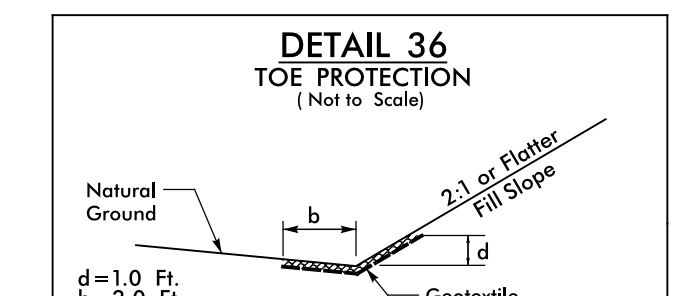
DETAIL 19
STANDARD BASE DITCH
(Not to Scale)

STA. 1347+25 -L- RT
 STA. 19+40 -Y18RPD- LT



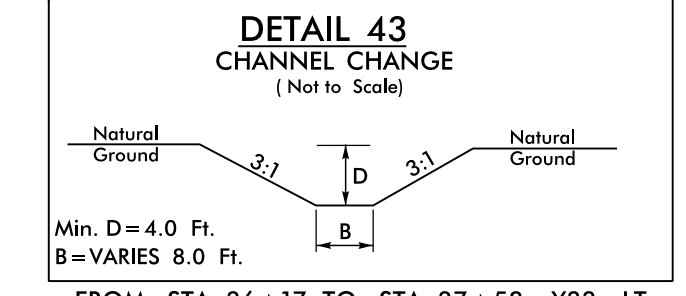
DETAIL 28
SPECIAL CUT DITCH w/HINGE
(Not to Scale)

FROM STA. 1285+00 TO STA. 1288+00 -L- LT
 FROM STA. 1355+00 TO STA. 1355+50 -L- LT
 FROM STA. 1357+50 TO STA. 1363+00 -L- LT
 FROM STA. 1399+00 TO STA. 1406+00 -L- LT
 FROM STA. 1408+00 TO STA. 1415+81 -L- LT



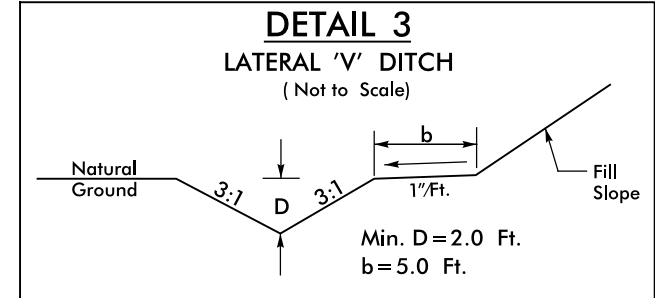
DETAIL 36
TOE PROTECTION
(Not to Scale)

FROM STA. 14+50 TO STA. 14+70 -Y18RPA- RT



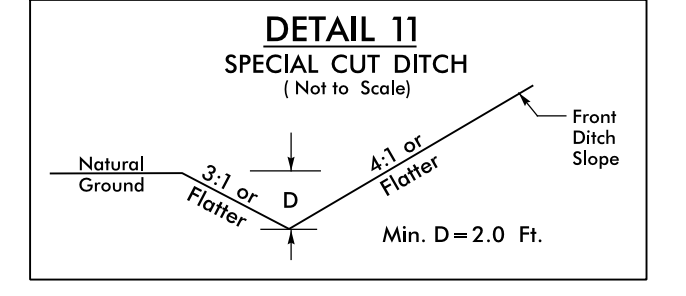
DETAIL 43
CHANNEL CHANGE
(Not to Scale)

FROM STA. 36+17 TO STA. 37+58 -Y33- LT



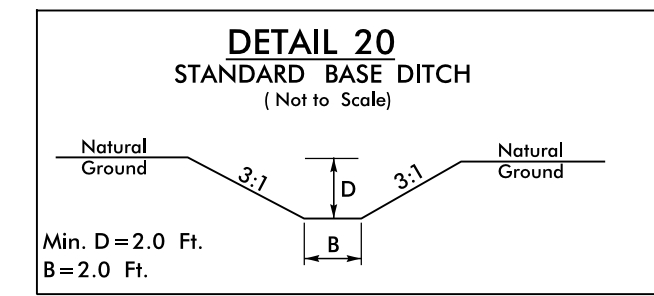
DETAIL 3
LATERAL V DITCH
(Not to Scale)

FROM STA. 22+60 TO STA. 27+43.67 -Y29- RT
 FROM STA. 34+29.08 TO STA. 35+75.76 -Y29A- RT



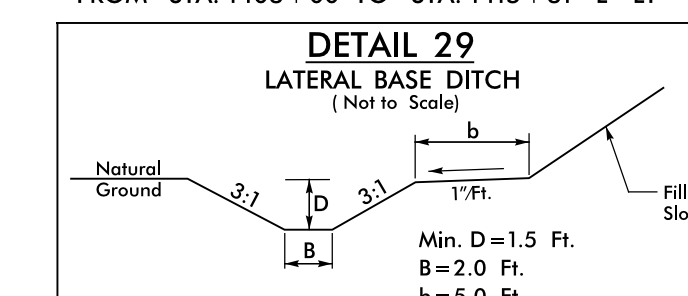
DETAIL 11
SPECIAL CUT DITCH
(Not to Scale)

FROM STA. 1337+50 TO STA. 1340+50 -L- RT
 FROM STA. 1365+50 TO STA. 1369+00 -L- RT
 FROM STA. 22+85 TO STA. 25+10 -Y19PB- RT
 FROM STA. 23+00 TO STA. 25+56 -Y19PB- LT



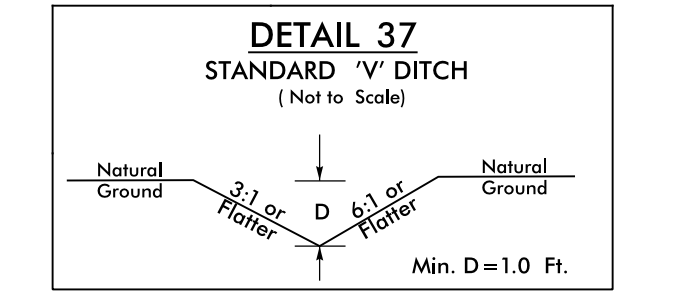
DETAIL 20
STANDARD BASE DITCH
(Not to Scale)

FROM STA. 18+65 TO STA. 19+61 -Y18RPC- LT
 FROM STA. 30+88 TO STA. 31+42 -Y18- LT



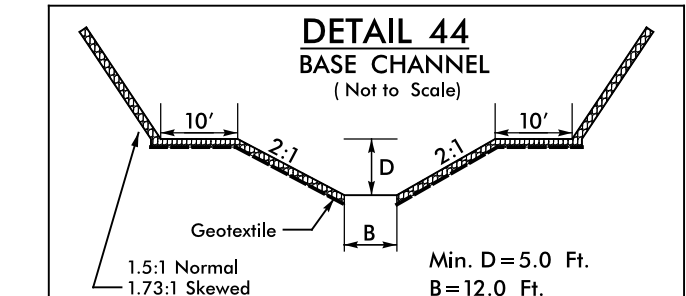
DETAIL 29
LATERAL BASE DITCH
(Not to Scale)

FROM STA. 35+87 TO STA. 38+12 -Y33- LT



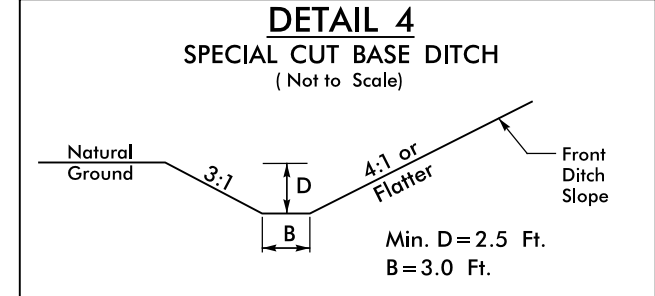
DETAIL 37
STANDARD V DITCH
(Not to Scale)

FROM STA. 19+72 TO STA. 23+00 -Y19RPB- LT



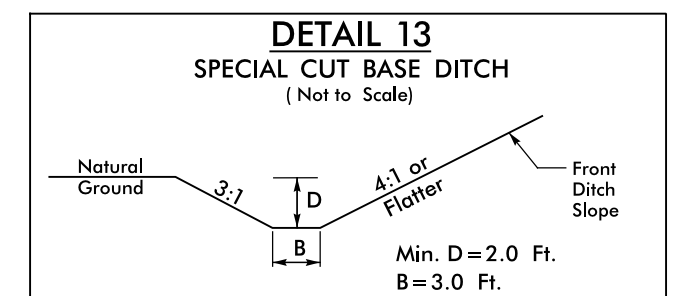
DETAIL 44
BASE CHANNEL
(Not to Scale)

FROM STA. 1390+63 TO STA. 1392+05 -L-



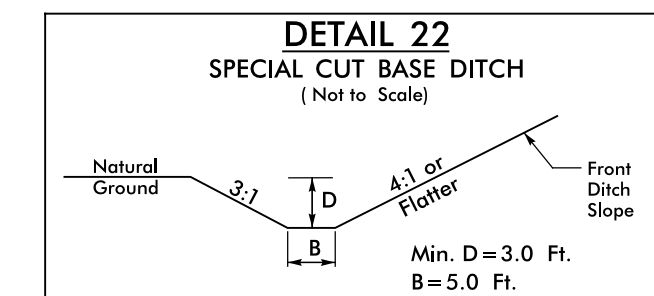
DETAIL 4
SPECIAL CUT BASE DITCH
(Not to Scale)

FROM STA. 1298+50 TO STA. 1306+00 -L- LT



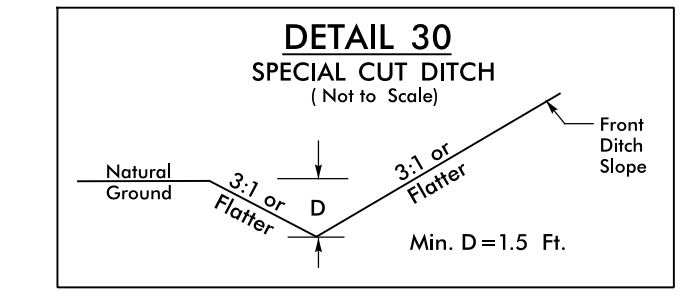
DETAIL 13
SPECIAL CUT BASE DITCH
(Not to Scale)

FROM STA. 1308+50 TO STA. 1311+00 -L- LT



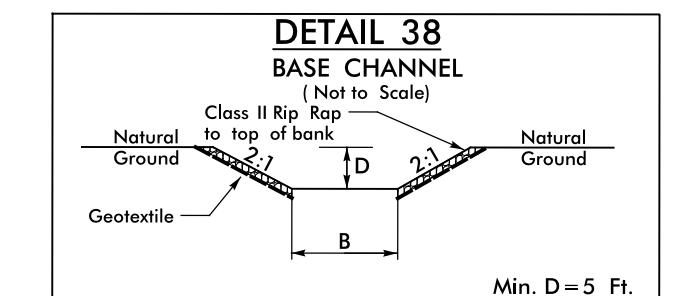
DETAIL 22
SPECIAL CUT BASE DITCH
(Not to Scale)

FROM STA. 1345+00 TO STA. 1347+15 -L- RT



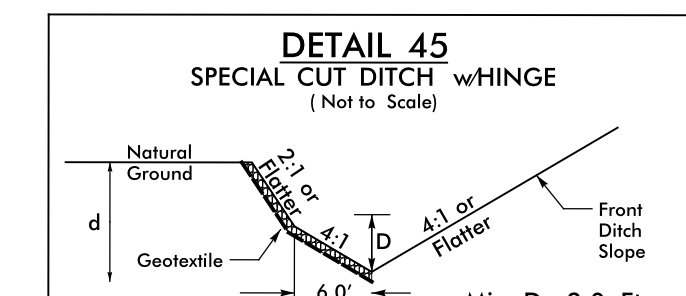
DETAIL 30
SPECIAL CUT DITCH
(Not to Scale)

FROM STA. 12+02.79 TO STA. 16+97.56 -SR19- LT



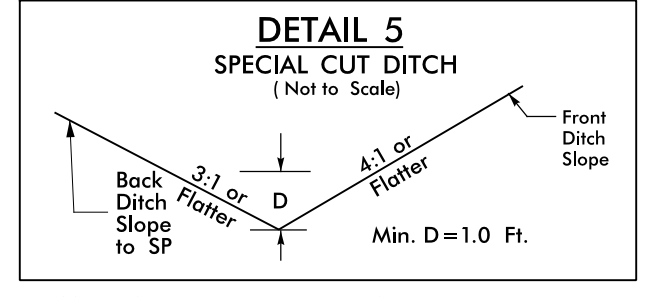
DETAIL 38
BASE CHANNEL
(Not to Scale)

FROM STA. 1259+98 TO STA. 1260+70 -L-



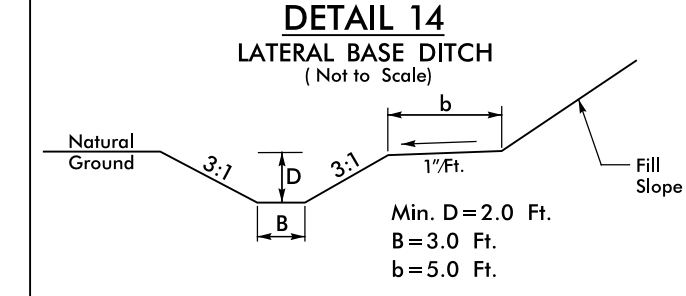
DETAIL 45
SPECIAL CUT DITCH w/HINGE
(Not to Scale)

FROM STA. 1376+50 TO STA. 1378+00 -L- LT



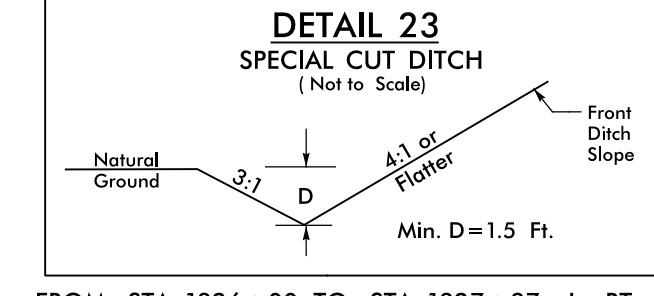
DETAIL 5
SPECIAL CUT DITCH
(Not to Scale)

FROM STA. 1233+50 TO STA. 1238+50 -L- RT
 FROM STA. 17+92 TO STA. 18+41.81 -Y29A- LT



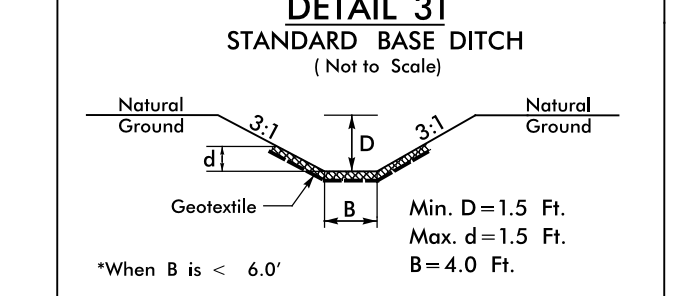
DETAIL 14
LATERAL BASE DITCH
(Not to Scale)

FROM STA. 1311+00 TO STA. 1316+90 -L- LT



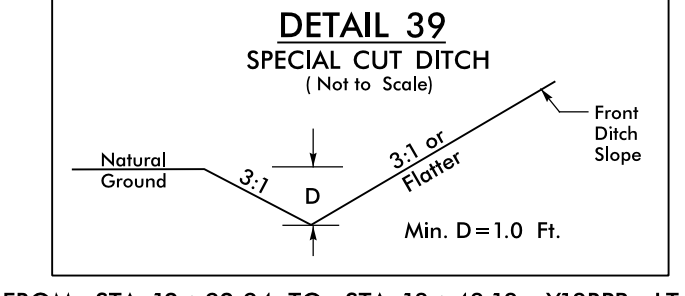
DETAIL 23
SPECIAL CUT DITCH
(Not to Scale)

FROM STA. 1326+00 TO STA. 1327+87 -L- RT



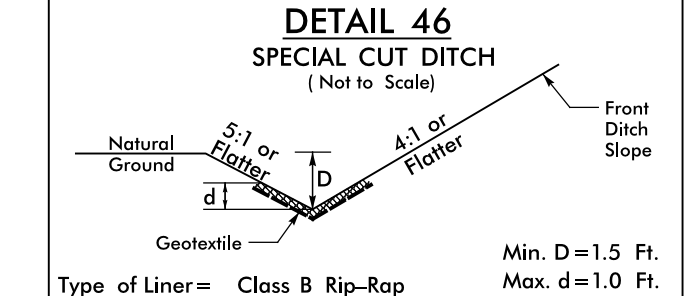
DETAIL 31
STANDARD BASE DITCH
(Not to Scale)

FROM STA. 1249+67 TO STA. 1250+36 -L- LT



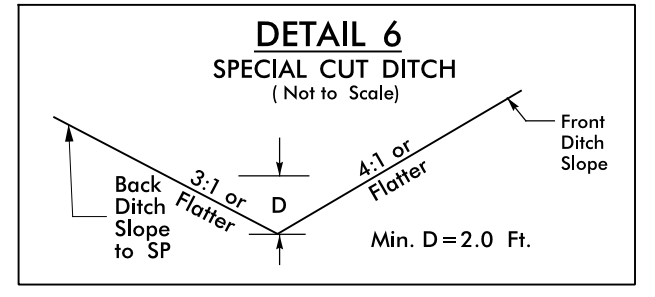
DETAIL 39
SPECIAL CUT DITCH
(Not to Scale)

FROM STA. 12+92.94 TO STA. 13+43.18 -Y18RPB- LT



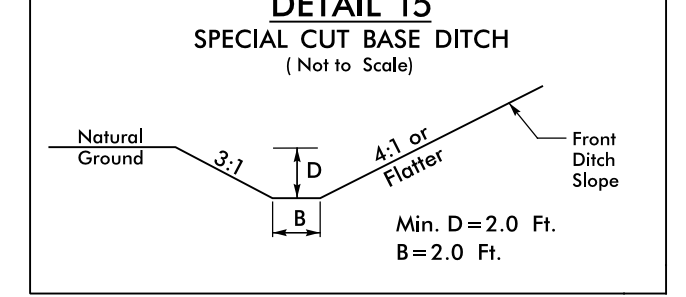
DETAIL 46
SPECIAL CUT DITCH
(Not to Scale)

FROM STA. 24+43.50 TO STA. 33+50 -Y33- LT



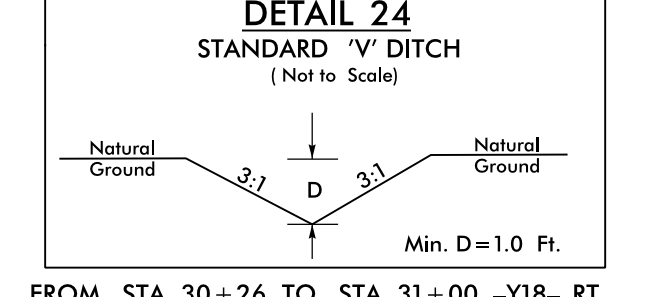
DETAIL 6
SPECIAL CUT DITCH
(Not to Scale)

FROM STA. 1301+00 TO STA. 1302+43 -L- RT
 FROM STA. 1302+43 TO STA. 1304+00 -L- RT
 FROM STA. 1306+50 TO STA. 1312+10 -L- RT
 FROM STA. 1313+50 TO STA. 1316+82 -L- RT
 FROM STA. 1318+50 TO STA. 1322+71.61 -L- RT
 FROM STA. 1351+00 TO STA. 1352+00 -L- RT



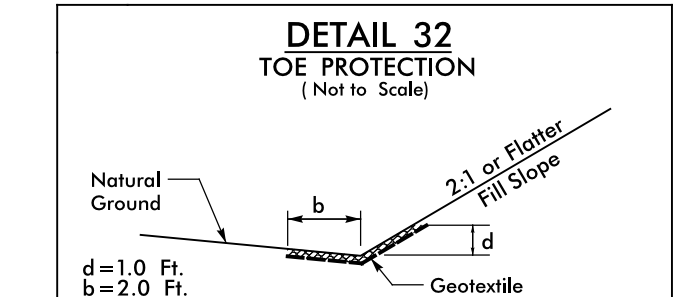
DETAIL 15
SPECIAL CUT BASE DITCH
(Not to Scale)

FROM STA. 1374+00 TO STA. 1376+00 -L- LT
 FROM STA. 11+97.27 TO STA. 17+24 -Y18RPC- RT



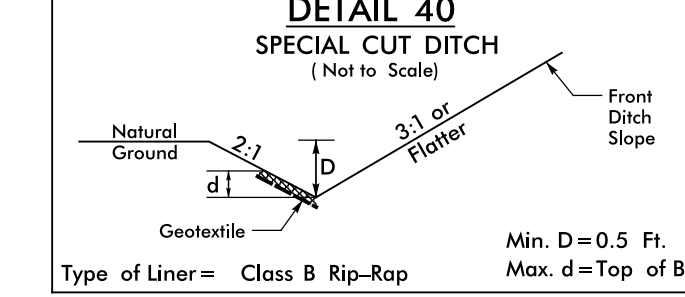
DETAIL 24
STANDARD V DITCH
(Not to Scale)

FROM STA. 30+26 TO STA. 31+00 -Y18- RT
 FROM STA. 23+39 TO STA. 23+58 -Y30- RT



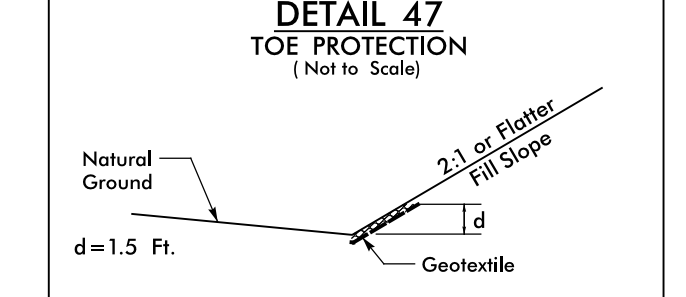
DETAIL 32
TOE PROTECTION
(Not to Scale)

FROM STA. 1391+27 TO STA. 1394+20 -L- LT



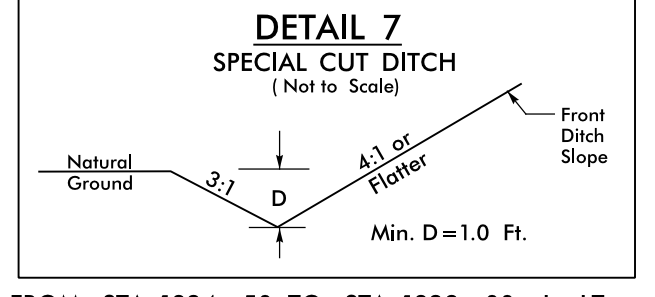
DETAIL 40
SPECIAL CUT DITCH
(Not to Scale)

FROM STA. 13+43.18 TO STA. 14+05 -Y18RPB- LT



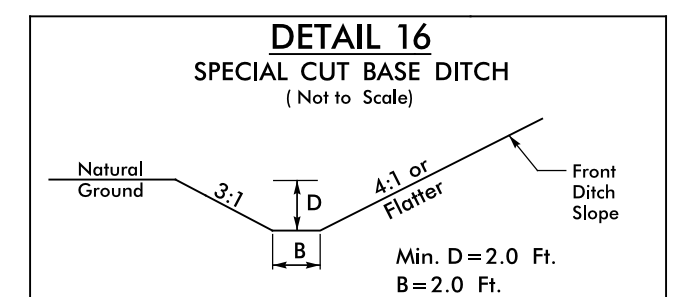
DETAIL 47
TOE PROTECTION
(Not to Scale)

FROM STA. 35+33 TO STA. 35+89 -Y33- RT



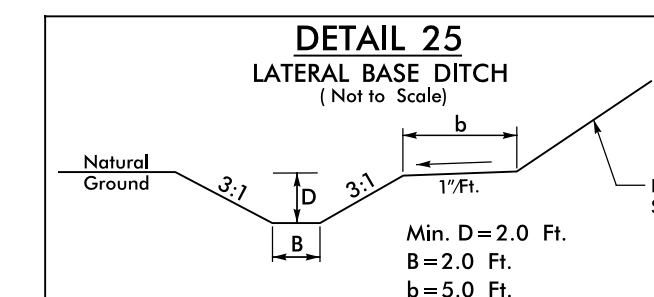
DETAIL 7
SPECIAL CUT DITCH
(Not to Scale)

FROM STA. 1324+50 TO STA. 1328+00 -L- LT
 FROM STA. 15+75 TO STA. 18+00 -Y28- RT
 FROM STA. 19+00 TO STA. 21+31 -Y28- LT
 FROM STA. 43+74.75 TO STA. 46+88 -Y33- RT



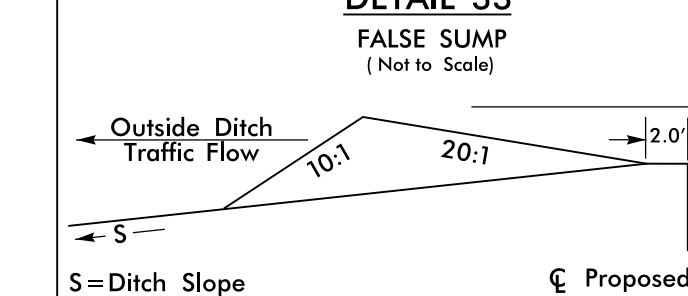
DETAIL 16
SPECIAL CUT BASE DITCH
(Not to Scale)

FROM STA. 1405+50 TO STA. 1415+28 -L- RT
 FROM STA. 63+28.34 TO STA. 65+60 -SR17- RT



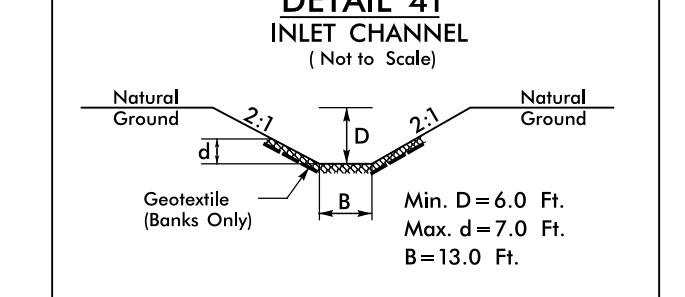
DETAIL 25
LATERAL BASE DITCH
(Not to Scale)

FROM STA. 18+88 TO STA. 34+23 -Y29A- RT



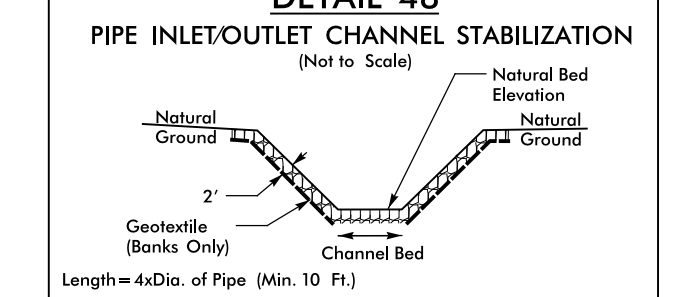
DETAIL 33
FALSE SUMP
(Not to Scale)

FROM STA. 1267+59 -L- LT
 STA. 1271+35 -L- LT
 STA. 1275+34 -L- LT
 STA. 1278+35 -L- LT
 STA. 1281+69 -L- LT
 STA. 1284+85 -L- LT
 STA. 1312+25 -L- RT
 STA. 1324+16 -L- RT
 STA. 1358+85 -L- LT
 STA. 1375+84 -L- RT
 STA. 17+79 -Y33- RT
 STA. 29+62 -Y33- RT



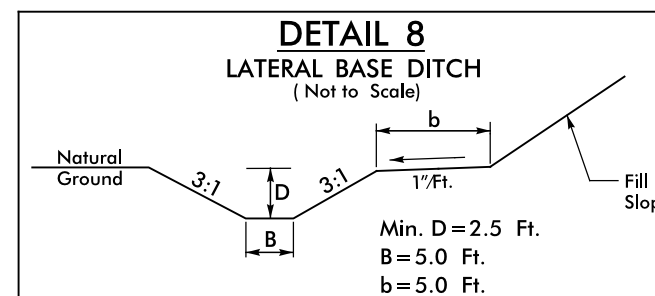
DETAIL 41
INLET CHANNEL
(Not to Scale)

FROM STA. 35+67 TO STA. 35+79 -Y33- LT



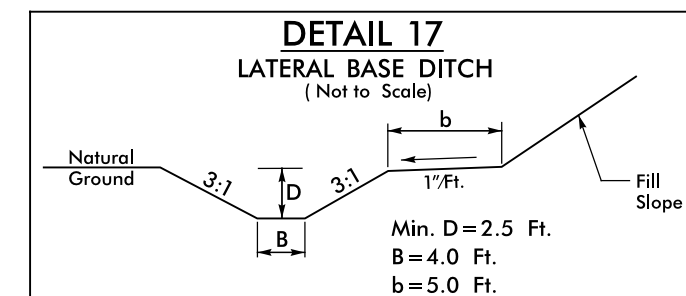
DETAIL 48
PIPE INLET/OUTLET CHANNEL STABILIZATION
(Not to Scale)

FROM STA. 1285+32 -L- RT
 STA. 1344+55 -L- LT
 FROM STA. 34+26 -Y29A- RT
 STA. 19+69 -Y33- RT



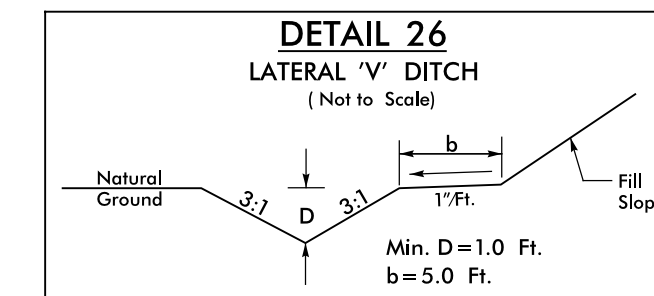
DETAIL 8
LATERAL BASE DITCH
(Not to Scale)

FROM STA. 1267+50 TO STA. 1267+85 -L- RT



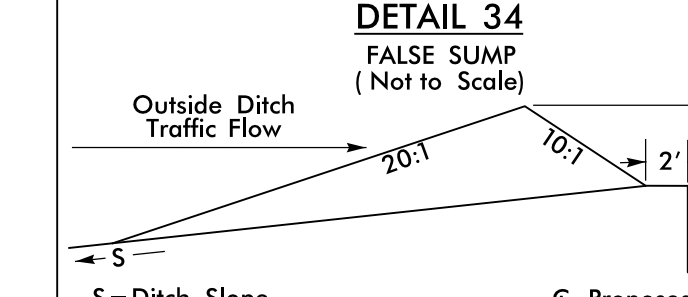
DETAIL 17
LATERAL BASE DITCH
(Not to Scale)

FROM STA. 18+15 TO STA. 19+75.5 -Y33- RT
 FROM STA. 33+50 TO STA. 35+56 -Y33- LT



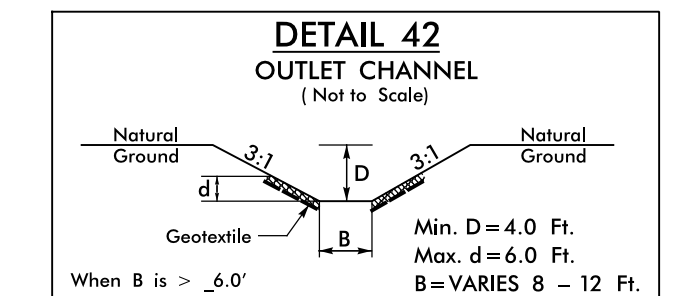
DETAIL 26
LATERAL V DITCH
(Not to Scale)

FROM STA. 29+50 TO STA. 31+00 -Y29- LT



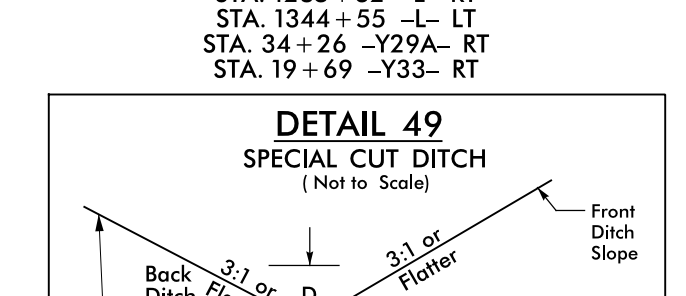
DETAIL 34
FALSE SUMP
(Not to Scale)

FROM STA. 1249+60 -L- LT
 STA. 1251+14 -L- LT
 STA. 1268+35 -L- RT
 STA. 1272+35 -L- RT
 STA. 1276+34 -L- RT
 STA. 1338+65 -L- RT
 STA. 1358+84 -L- RT
 STA. 1365+88 -L- RT
 STA. 1369+51 -L- LT
 STA. 1373+15 -L- LT
 STA. 1376+25 -L- LT
 STA. 1380+15 -L- LT
 STA. 1383+15 -L- LT
 STA. 1387+15 -L- LT
 STA. 1396+15 -L- LT
 STA. 1398+15 -L- LT
 STA. 1402+15 -L- LT
 FROM STA. 12+97 -Y18RPD- LT
 STA. 15+30 -Y18RPD- LT
 STA. 16+67 -Y33- LT



DETAIL 42
OUTLET CHANNEL
(Not to Scale)

FROM STA. 36+03 TO STA. 36+17 -Y33- LT



DETAIL 49
SPECIAL CUT DITCH
(Not to Scale)

FROM STA. 21+75 TO STA. 23+46 -Y28- RT