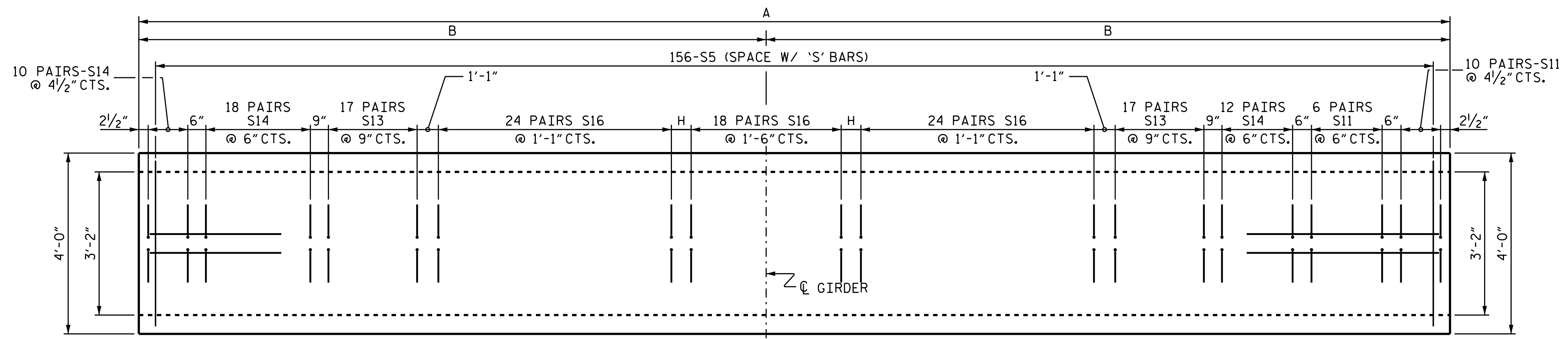
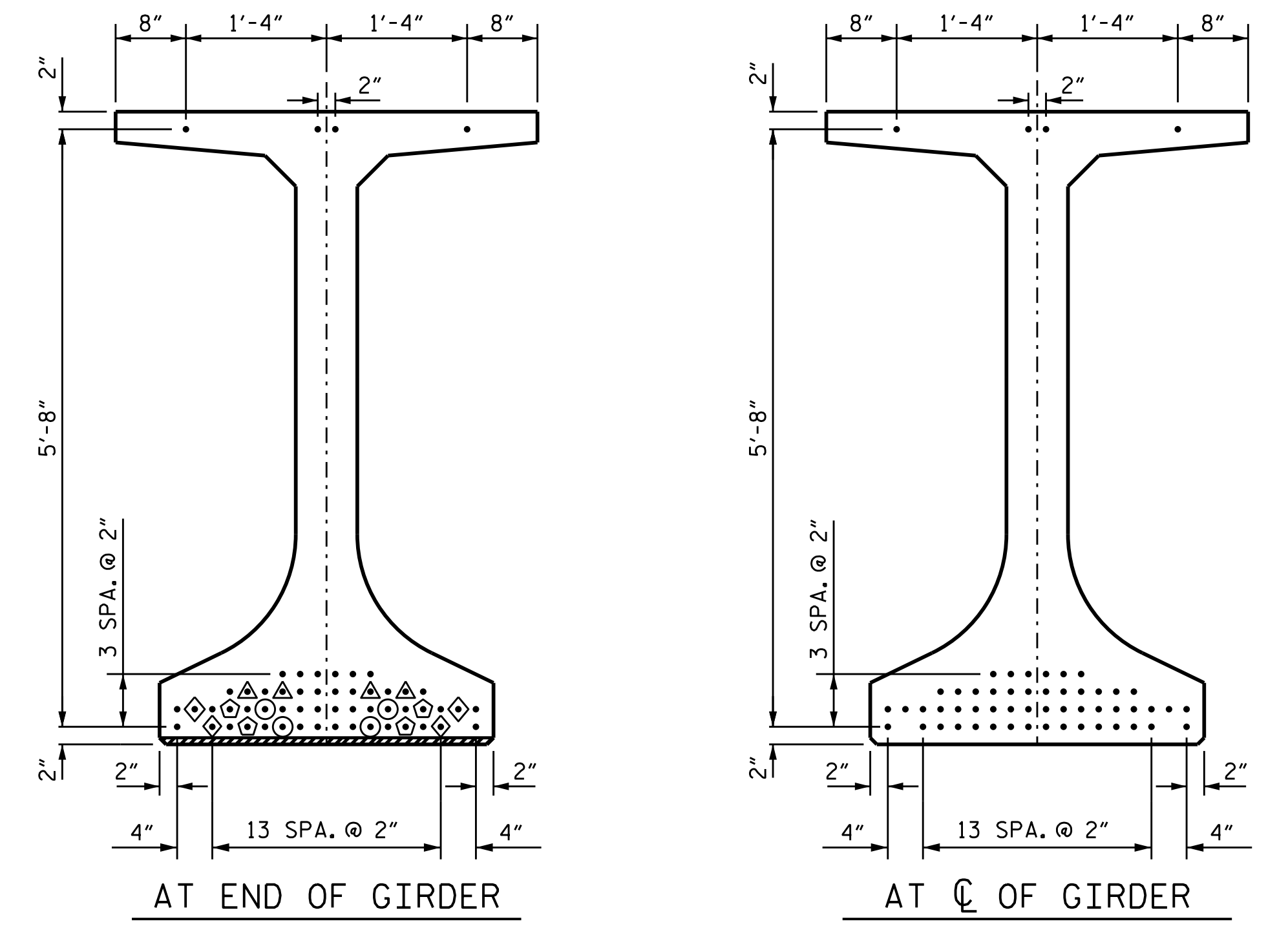
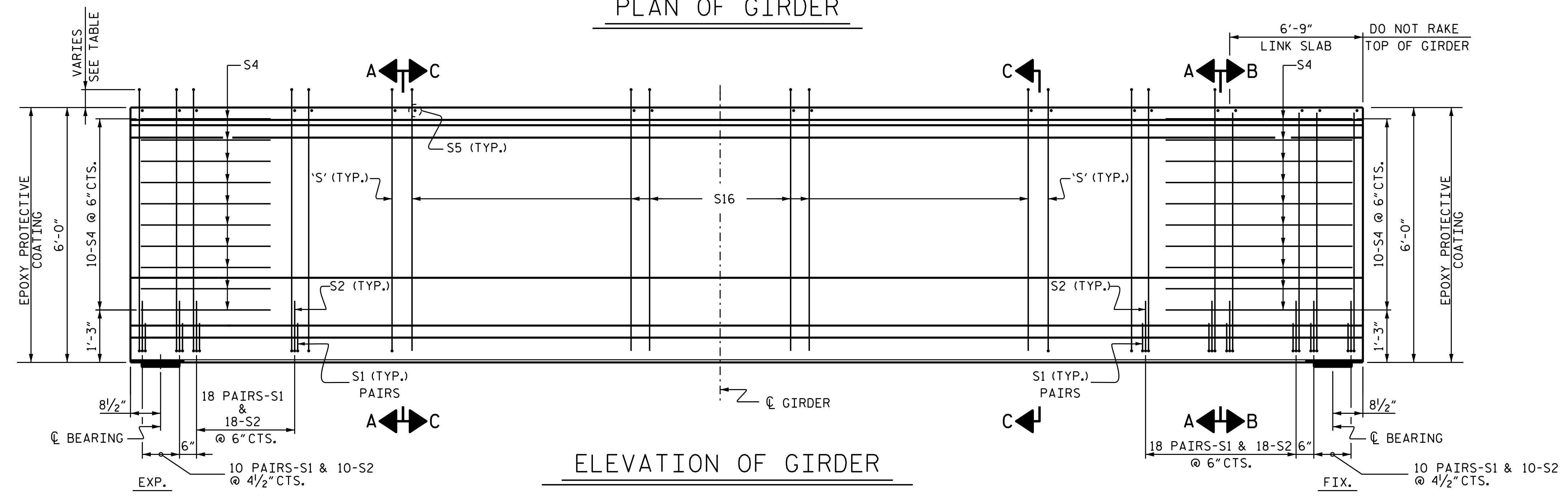


- DEBONDING LEGEND**
- FULLY BONDED STRANDS
  - ▲ STRANDS DEBONDED FOR 6'-0" FROM END OF GIRDER
  - ◆ STRANDS DEBONDED FOR 8'-0" FROM END OF GIRDER
  - ⬠ STRANDS DEBONDED FOR 12'-0" FROM END OF GIRDER
  - ⊙ STRANDS DEBONDED FOR 14'-0" FROM END OF GIRDER



GIRDER	A	B	H	8,500 PSI CONCRETE	
				C.Y.	
P1	129'-0 7/8"	64'-6 7/16"	5 7/16"	35.1	
P2	129'-3 5/8"	64'-7 13/16"	6 13/16"	35.2	
P3	129'-6 3/8"	64'-9 3/16"	8 3/16"	35.3	
P4	129'-9 1/8"	64'-10 9/16"	9 9/16"	35.3	
O1	129'-3 7/8"	64'-7 5/16"	6 5/16"	35.2	
O2	129'-6 5/8"	64'-9 5/16"	8 5/16"	35.3	
O3	129'-9 3/8"	64'-10 1/16"	9 1/16"	35.3	
O4	130'-0 1/8"	65'-0 1/16"	11 1/16"	35.4	

SPAN	BAR	PROJECTION
		S13
P	S16	5"
O	S16	6"



DRAWN BY: A. A. IGHWAIR DATE: 01-20  
 CHECKED BY: B.N. BARODAWALA DATE: 01-20  
 DESIGN ENGINEER OF RECORD: A. A. IGHWAIR DATE: 01-20

DOCUMENT NOT CONSIDERED FINAL UNLESS ALL SIGNATURES COMPLETED

PROJECT NO. B-4863  
 CARTERET COUNTY  
 STATION: 34+75.00 -L-

SHEET 9 OF 17

STATE OF NORTH CAROLINA  
 DEPARTMENT OF TRANSPORTATION  
 RALEIGH

**SUPERSTRUCTURE**  
 72" CFRP F.I.B.  
 PRESTRESSED CONCRETE GIRDER  
 (CFRP STIRRUP OPTION)  
 SPANS P & O

REVISIONS						SHEET NO.
NO.	BY:	DATE:	NO.	BY:	DATE:	S1-069
1			3			TOTAL SHEETS 194
2			4			