

NOTES:

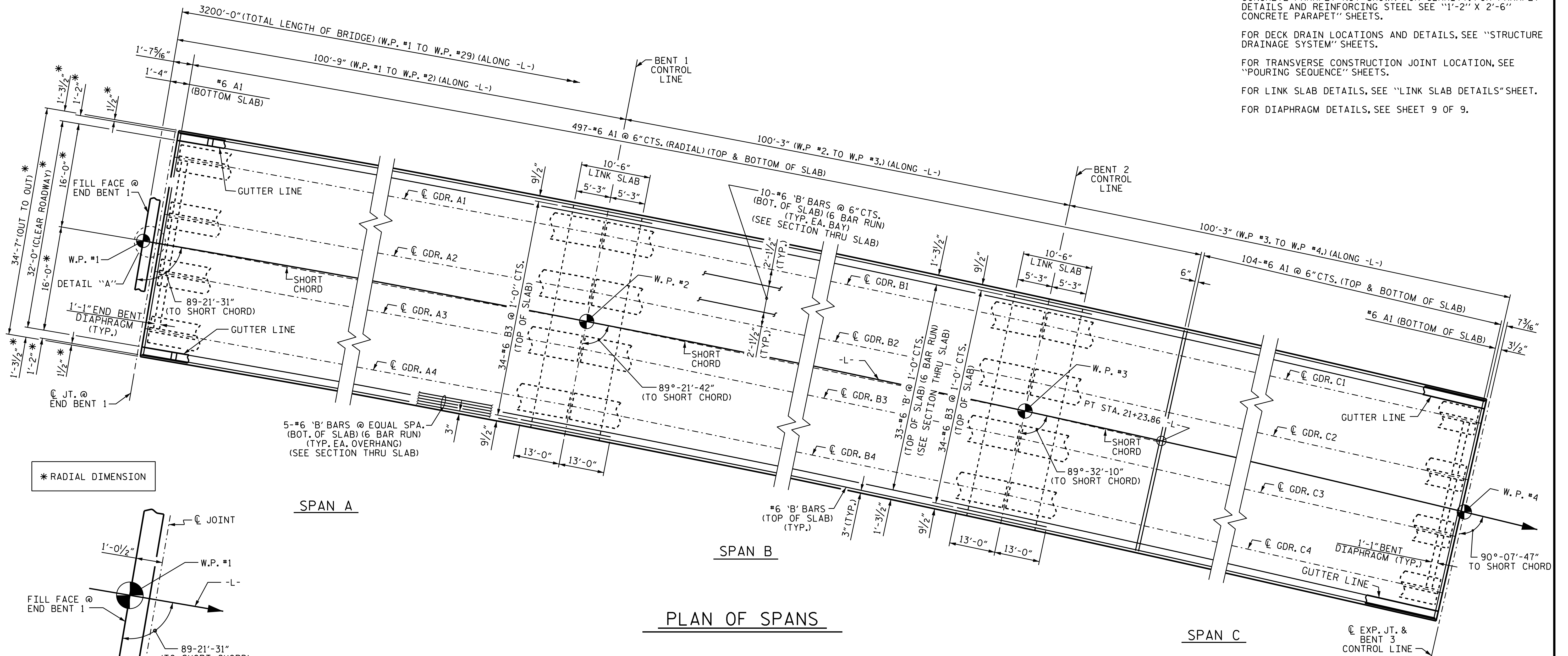
CONCRETE PARAPET NOT SHOWN FOR CLARITY. FOR PARAPET DETAILS AND REINFORCING STEEL SEE "1'-2" X 2'-6" CONCRETE PARAPET" SHEETS.

FOR DECK DRAIN LOCATIONS AND DETAILS, SEE "STRUCTURE DRAINAGE SYSTEM" SHEETS.

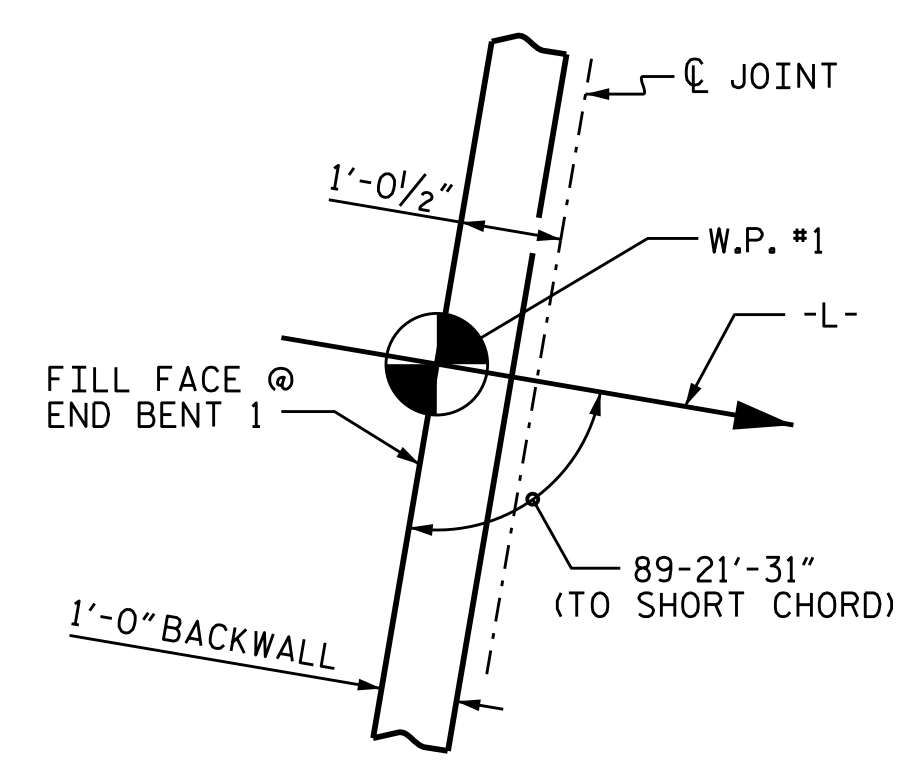
FOR TRANSVERSE CONSTRUCTION JOINT LOCATION, SEE "POURING SEQUENCE" SHEETS.

FOR LINK SLAB DETAILS, SEE "LINK SLAB DETAILS" SHEET.

FOR DIAPHRAGM DETAILS, SEE SHEET 9 OF 9.



* RADIAL DIMENSION

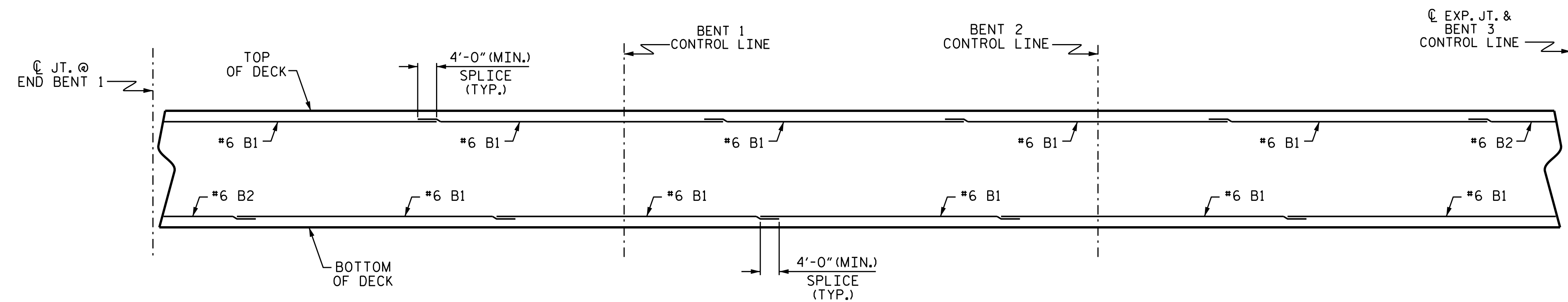


SPAN A

SPAN B

SPAN C

PLAN OF SPANS




SECTION THRU SLAB

#6 A1 AND #6 B3 BARS NOT SHOWN FOR CLARITY

PROJECT NO. B-4863
CARTERET COUNTY
 STATION: 34+75.00 -L-

SHEET 1 OF 9

STATE OF NORTH CAROLINA
 DEPARTMENT OF TRANSPORTATION
 RALEIGH
 SUPERSTRUCTURE
 PLAN OF SPANS
 SPAN A, B & C



DocuSigned by:
 Ahmad Ighwair
 4894B044C555489
 3/9/2020

REVISIONS						SHEET NO.
NO.	BY:	DATE:	NO.	BY:	DATE:	S1-040
1			3			TOTAL SHEETS
2			4			194

DRAWN BY: B. N. BARODAWALA DATE: 10-18
 CHECKED BY: M. A. ALLEN DATE: 3-19
 DESIGN ENGINEER OF RECORD: A.A.IGHWAIR DATE: 4-19

DOCUMENT NOT CONSIDERED
 FINAL UNLESS ALL
 SIGNATURES COMPLETED