DocuSign Envelope ID: FB69A284-374D-481D-99AC-FF7C0FD4E27E

PROJECT REFERENCE NO.	SHEET NO.
U-5942	Sig. 25.0

PHASING DIAGRAM

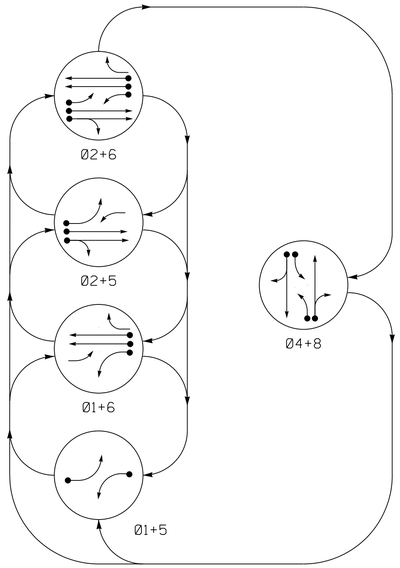

PHASING DIAGRAM DETECTION LEGEND

- DETECTED MOVEMENT
- UNDETECTED MOVEMENT (OVERLAP)
- UNSIGNALIZED MOVEMENT
- PEDESTRIAN MOVEMENT

TABLE OF OPERATION

SIGNAL FACE	PHASE 01+5	01+6	02+5	02+6	04+8	FLASH
11	←	←	F Y	F Y	~~R~~	~~Y~~
21,22	R	R	G	G	R	Y
41,42	R	R	R	R	G	R
51	←	F Y	←	F Y	~~R~~	~~Y~~
61,62	R	G	R	G	R	Y
81,82	R	R	R	R	G	R

SIGNAL FACE I.D.

All Heads L.E.D.

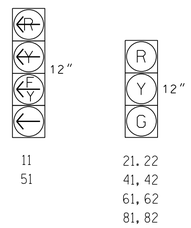

ASC/3 DETECTOR INSTALLATION CHART

DETECTOR					PROGRAMMING							
LOOP	SIZE (FT)	DISTANCE FROM STOPBAR (FT)	TURNS	NEW LOOP	PHASE	CALLING	EXTEND TIME	DELAY TIME	USE ADDED INITIAL	TYPE	SYSTEM LOOP	NEW CARD
1A	6X40	0	2-4-2	-	1	Yes	-	15	-	S	-	X
					6	Yes	-	3	-	G	-	X
2A/S1	6X6	300	EXIST	-	2	Yes	-	-	X	N	X	X
2B/S2	6X6	300	EXIST	-	2	Yes	-	-	X	N	X	X
4A	6X40	0	2-4-2	-	4	Yes	-	3	-	S	-	X
4B	6X40	0	2-4-2	-	4	Yes	-	10	-	S	-	X
5A	6X40	+5	2-4-2	X	5	Yes	-	15	-	S	-	X
					2	Yes	-	3	-	G	-	X
6A	6X6	300	EXIST	-	6	Yes	-	-	X	N	-	X
6B	6X6	300	EXIST	-	6	Yes	-	-	X	N	-	X
8A	6X40	0	2-4-2	-	8	Yes	-	3	-	S	-	X
8B	6X40	0	2-4-2	-	8	Yes	-	10	-	S	-	X

5 Phase
Fully Actuated
(Elizabeth City Signal System)

NOTES

1. Refer to "Roadway Standard Drawings NCDOT" dated January 2018 and "Standard Specifications for Roads and Structures" dated January 2018.
2. Do not program signal for late night flashing operation unless otherwise directed by the Engineer.
3. Phase 1 and/or phase 5 may be lagged.
4. Set all detector units to presence mode.
5. Pavement markings are existing.
6. Locate new cabinet so as not to obstruct sight distance of vehicles turning right on red.
7. Maximum times shown in timing chart are for free-run operation only. Coordinated signal system timing values supersede these values.

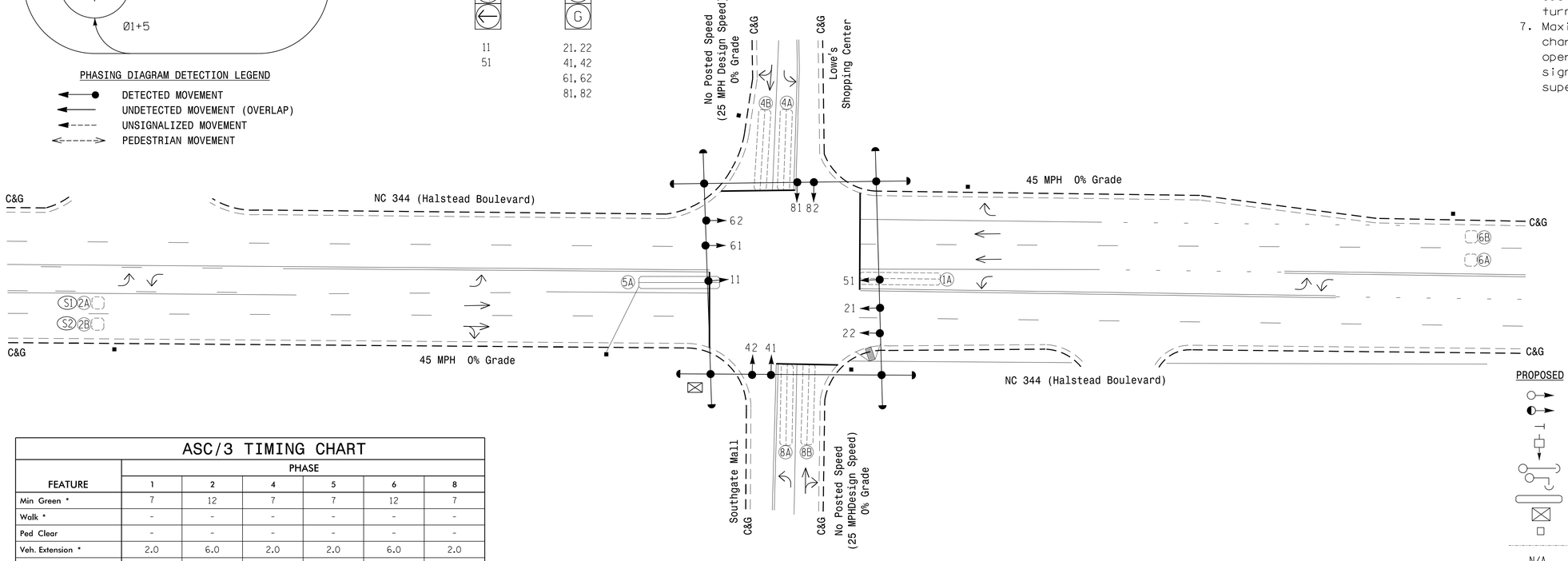

LEGEND

PROPOSED		EXISTING
	Traffic Signal Head	
	Modified Signal Head	N/A
	Sign	
	Pedestrian Signal Head With Push Button & Sign	
	Signal Pole with Guy	
	Signal Pole with Sidewalk Guy	
	Inductive Loop Detector	
	Controller & Cabinet	
	Junction Box	
	2-in Underground Conduit	
N/A	Right of Way	
	Directional Arrow	
N/A	Wheel Chair Ramp	

ASC/3 TIMING CHART

FEATURE	PHASE 1	2	4	5	6	8
Min Green *	7	12	7	7	12	7
Walk *	-	-	-	-	-	-
Ped Clear	-	-	-	-	-	-
Veh. Extension *	2.0	6.0	2.0	2.0	6.0	2.0
Max 1 *	20	90	25	20	90	25
Yellow	3.0	4.5	3.2	3.0	4.5	3.2
Red Clear	2.1	1.0	2.2	2.3	1.0	2.4
Actuations B4 Add *	-	0	-	-	0	-
Seconds /Actuation *	-	1.5	-	-	1.5	-
Max Initial *	-	34	-	-	34	-
Time Before Reduction *	-	15	-	-	15	-
Time To Reduce *	-	45	-	-	45	-
Minimum Gap	-	3.0	-	-	3.0	-
Locking Detector	-	-	-	-	-	-
Recall Position	-	VEH. RECALL	-	-	VEH. RECALL	-
Dual Entry	-	-	X	-	-	X
Simultaneous Gap	X	X	X	X	X	X

* These values may be field adjusted. Do not adjust Min Green and Extension times for phases 2 and 6 lower than what is shown. Min Green for all other phases should not be lower than 4 seconds.

Signal Upgrade

DOCUMENT NOT CONSIDERED FINAL UNLESS ALL SIGNATURES COMPLETED

PLANS PREPARED BY :
RK&K
RUMMEL, KLEPPER & KAHL, LLP
900 RIDGEFIELD DRIVE SUITE 350
RALEIGH, NORTH CAROLINA 27609-3960
NC LICENSE NO. F-0112 • (919) 878-9560

Prepared for the Offices of:
Transportation Mobility and Safety Division
STATE OF NORTH CAROLINA DEPARTMENT OF TRANSPORTATION
Signal Design Section
750 N.Greenfield Pkwy,Garner,NC 27529

SCALE 0 30 1"=30

NC 344 (Halstead Boulevard)
at
Southgate Mall /
Lowe's Shopping Center

Division 1 Pasquotank County Elizabeth City

PLAN DATE: September 2018	REVIEWED BY: CBHolden
PREPARED BY: DTSears	REVIEWED BY:

REVISIONS	INIT.	DATE

SEAL
NORTH CAROLINA PROFESSIONAL SEAL 033753 ENGINEER C. BYRON HOLDEN

DocuSigned by: C. Byron Holden 9/21/2018
SIGNATURE DATE

SIG. INVENTORY NO. 01-0315

9/21/2018
R:\Traffic\Signals\Design\Signals\U-5942_sig_dsn_01-0315.dgn
dsears