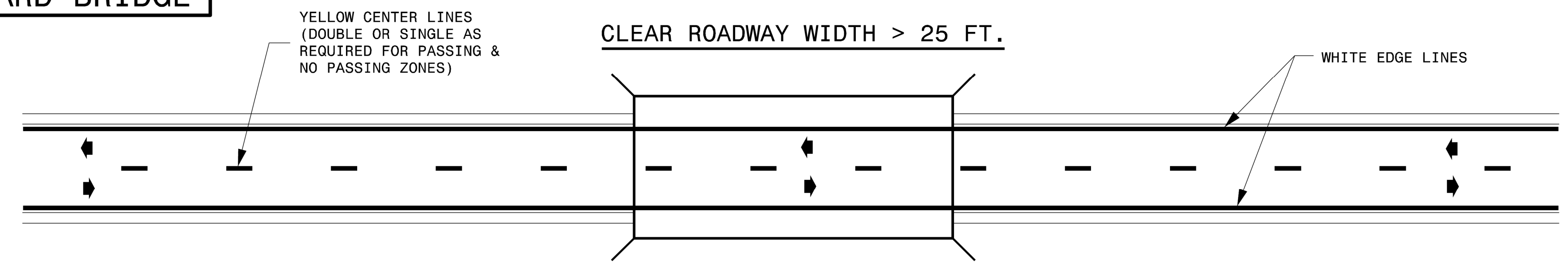


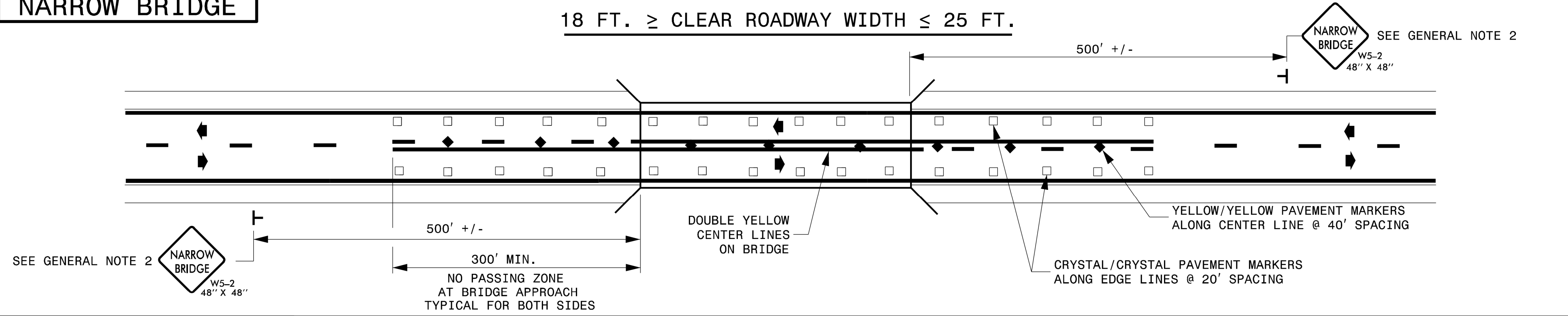


STATE OF NORTH CAROLINA
DEPT. OF TRANSPORTATION
DIVISION OF HIGHWAYS
RALEIGH, N.C.

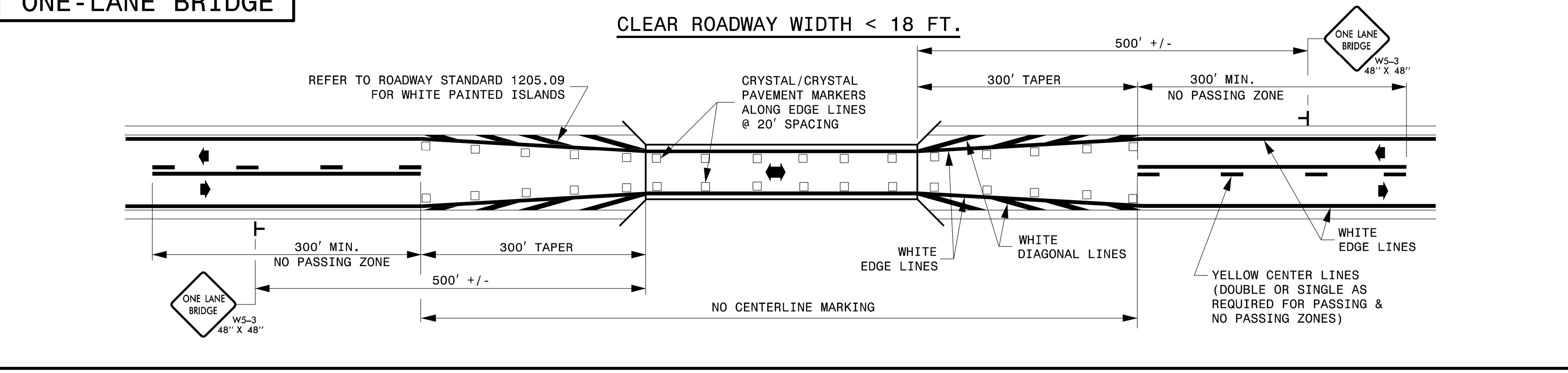
STANDARD BRIDGE



NARROW BRIDGE



ONE-LANE BRIDGE



GENERAL NOTES:

- 1- NO PASSING ZONES SHOWN ARE MINIMUMS. APPLY MINIMUM PASSING AND STOPPING SIGHT DISTANCES AS DETERMINED BY THE ENGINEER.
- 2- FOR BRIDGES WITH 18 TO 25 FEET CLEAR ROADWAY WIDTH, SIGNS MUST BE USED WHEN THE APPROACH PAVEMENT WIDTH IS 2 FOOT OR GREATER THAN THE CLEAR ROADWAY WIDTH.

LEGEND	
◆	DIRECTION OF TRAFFIC FLOW
◆	YELLOW/YELLOW PAVEMENT MARKER
⊥	STATIONARY SIGN
□	CRYSTAL/CRYSTAL PAVEMENT MARKER

STATE OF NORTH CAROLINA
DEPT. OF TRANSPORTATION
DIVISION OF HIGHWAYS
RALEIGH, N.C.

ENGLISH DETAIL DRAWING FOR
PAVEMENT MARKINGS
BRIDGES

**REVISED PAVEMENT MARKING
ROADWAY STANDARD DRAWING**

08/30/19
S:\S&DU\Standards Group\Standards and Drawings\Drawings\2018 Standard Dwg\Division 12 Final\1205D12\08-29-19.dgn
User:dstokes