



























STATE OF NORTH CAROLINA DIVISION OF HIGHWAYS

UTILITIES PLAN SHEET SYMBOLS

REV. PLANS 11/29/19
 DUKE ENERGY PLANS ADDED 4/15/19
 DUKE ENERGY WBE PLANS ADDED 7/15/20
 DUKE ENERGY WBE PLANS ADDED 1/29/20
 AT&T PLANS ADDED 3/24/20
 DUKE BEV. POLE AT&T PLANS ADDED 3/24/20
 DOMINION ENERGY PLANS ADDED 5/7/20
 AT&T UPDATED PLANS ADDED 6/21/20
 NEW P&T PLANS ADDED 7/26/20









PROPOSED WATER SYMBOLS

Water Line (Sized as Shown)	
11¼ Degree Bend	
22½ Degree Bend	
45 Degree Bend	
90 Degree Bend	
Plug	
Tee	
Cross	
Reducer	
Gate Valve	
Butterfly Valve	
Tapping Valve	
Line Stop	
Line Stop with Bypass	
Blow Off	
Fire Hydrant	
Relocate Fire Hydrant	
Remove Fire Hydrant	
Water Meter	
Relocate Water Meter	
Remove Water Meter	
Water Pump Station	
RPZ Backflow Preventer	
DCV Backflow Preventer	
Relocate RPZ Backflow Preventer	
Relocate DCV Backflow Preventer	

PROPOSED SEWER SYMBOLS





Gravity Sewer Line (Sized as Shown)	
Force Main Sewer Line (Sized as Shown)	
Manhole (Sized per Note)	
Sewer Pump Station	

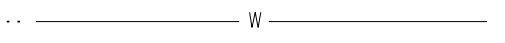
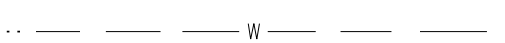
PROPOSED MISCELLANEOUS UTILITIES SYMBOLS

Power Pole	
Telephone Pole	
Joint Use Pole	
Telephone Pedestal	
Utility Line by Others (Type as Shown)	
Trenchless Installation	
Encasement by Open Cut	
Encasement	

Thrust Block	
Air Release Valve	
Utility Vault	
Concrete Pier	
Steel Pier	
Plan Note	
Pay Item Note	

EXISTING UTILITIES SYMBOLS

Power Pole		*Underground Power Line	
Telephone Pole		*Underground Telephone Cable	
Joint Use Pole		*Underground Telephone Conduit	
Utility Pole		*Underground Fiber Optics Telephone Cable	
Utility Pole with Base		*Underground TV Cable	
H-Frame Pole		*Underground Fiber Optics TV Cable	
Power Transmission Line Tower		*Underground Gas Pipeline	
Water Manhole		Aboveground Gas Pipeline	
Power Manhole		*Underground Water Line	
Telephone Manhole		Aboveground Water Line	
Sanitary Sewer Manhole		*Underground Gravity Sanitary Sewer Line	
Hand Hole for Cable		Aboveground Gravity Sanitary Sewer Line	
Power Transformer		*Underground SS Forced Main Line	
Telephone Pedestal		Underground Unknown Utility Line	
CATV Pedestal		SUE Test Hole	
Gas Valve		Water Meter	
Gas Meter		Water Valve	
Located Miscellaneous Utility Object		Fire Hydrant	
Abandoned According to Utility Records		Sanitary Sewer Cleanout	
End of Information			

*For Existing Utilities
 Utility Line Drawn from Record (Type as Shown)  W
 Designated Utility Line (Type as Shown)  W

TRANSP.\31535-06\UTILITIES\U-5887_UTIL_U0-2.DGN