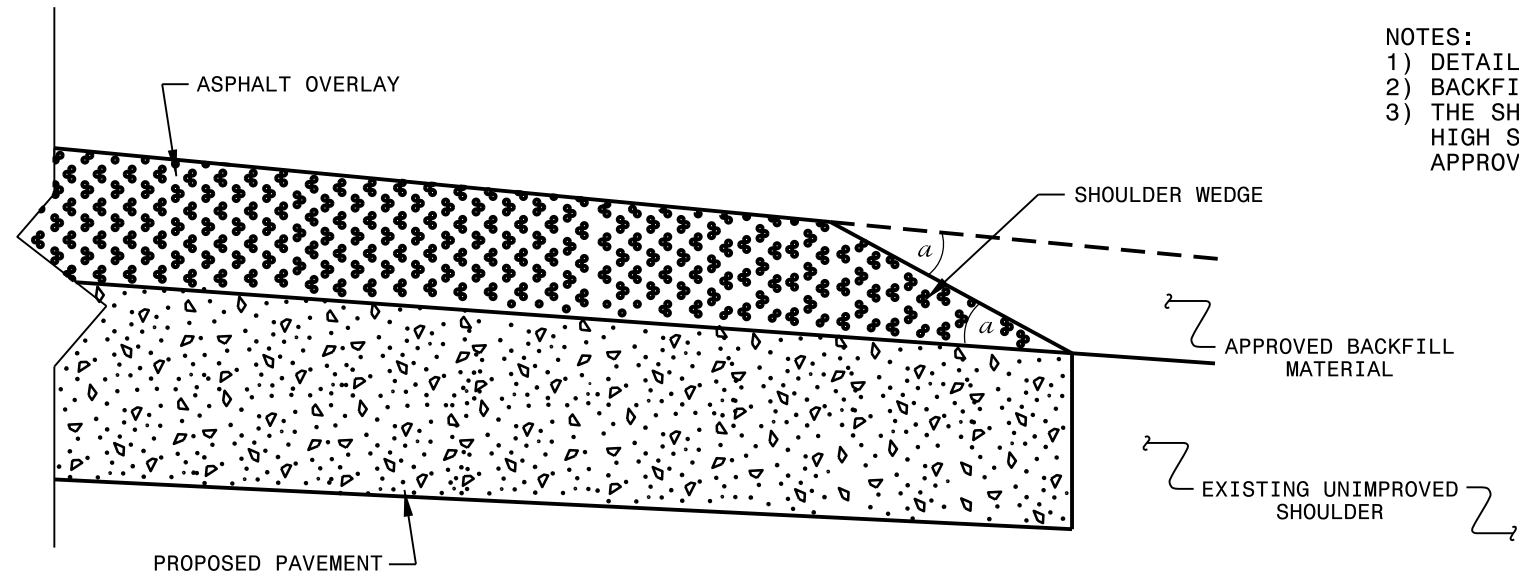
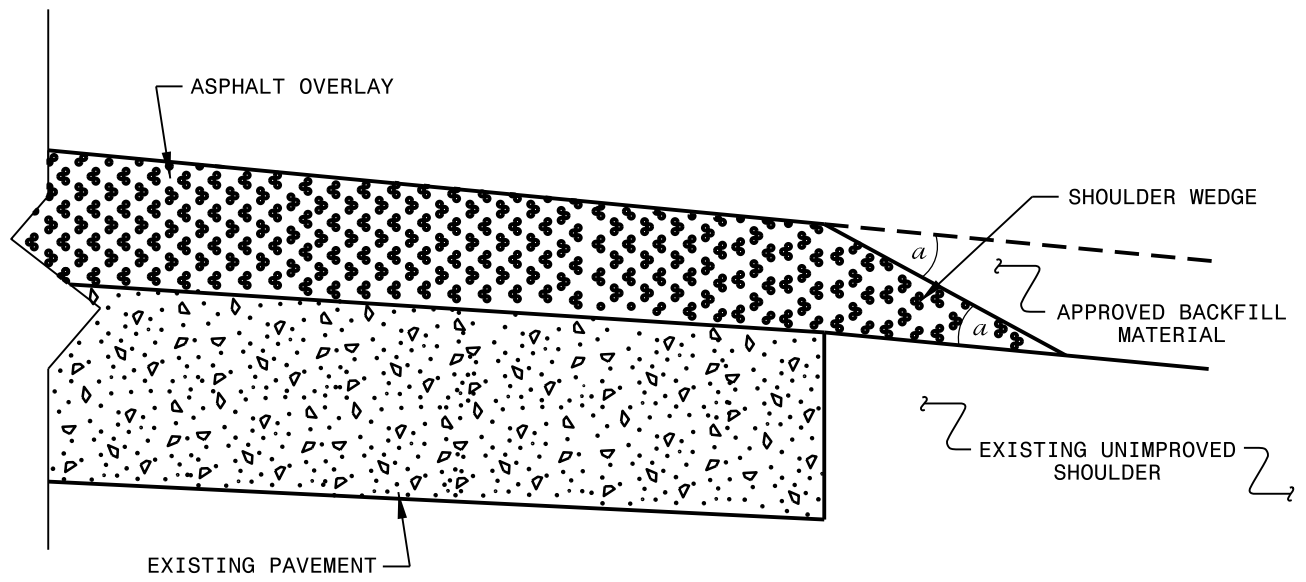


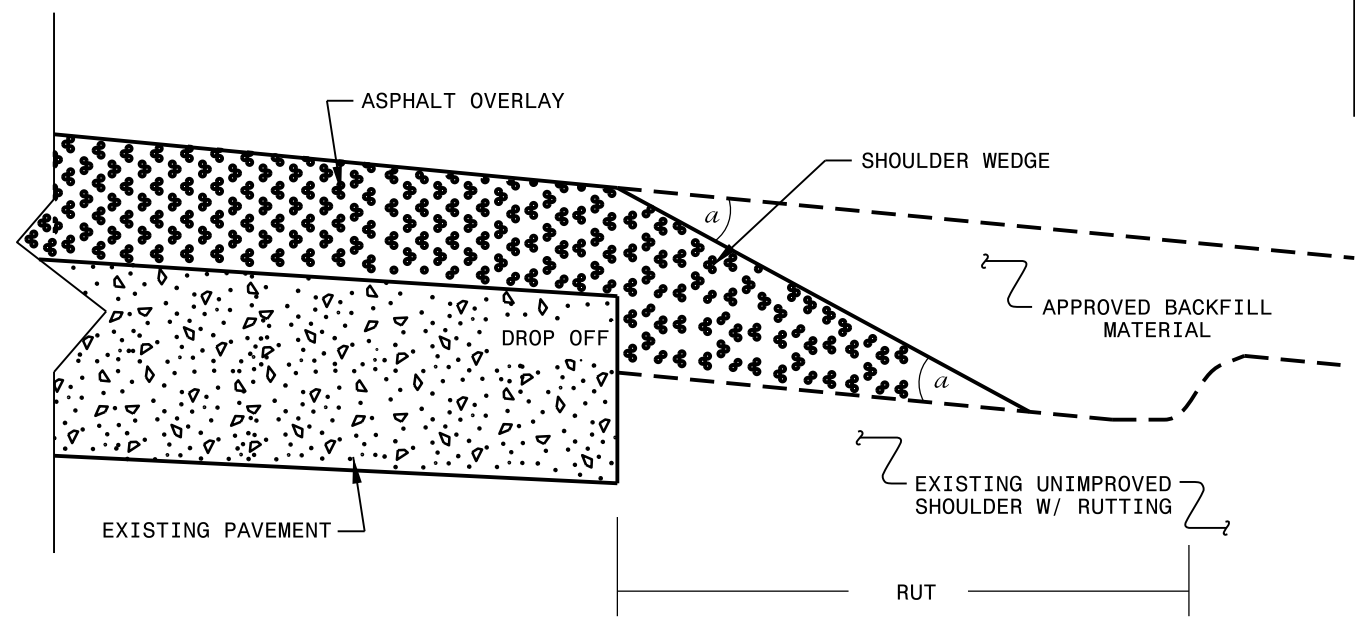
- NOTES:
 1) DETAIL DOES NOT APPLY TO OGAFB AND ULTRA-THIN BONDED WEARING COURSE.
 2) BACKFILL SHOULDER WITH APPROVED MATERIAL.
 3) THE SHOULDER WEDGE DEVICE MAY BE DISENGAGED AT PAVED DRIVEWAYS, SIDE STREETS, HIGH SHOULDERS, AND OTHER LOCATIONS NOT FEASIBLE TO CONSTRUCT AS APPROVED BY THE ENGINEER.



SHOULDER WEDGE DETAIL
 (Resurfacing Projects w/ Widening or
 with Existing Paved Shoulder having no dropoffs)



SHOULDER WEDGE DETAIL
 (Resurfacing Projects w/ NO Widening)



SHOULDER WEDGE DETAIL
 (Resurfacing Adjacent to
 Rutted Shoulder)

- SHOULDER WEDGE ANGLE = 30°

CONTRACT STANDARDS AND DEVELOPMENT UNIT		
Office 919-707-6950 FAX 919-250-4119		
SHOULDER WEDGE DETAILS		
ORIGINAL BY: T.SPELL	DATE: 7-19-11	
MODIFIED BY:	DATE: 2/2/16	
CHECKED BY:	DATE:	
FILE SPEC.: szusr/details/stand/shoulderwedgedetail.dgn		

22 JAN-2018 09:41
 S:\Contracts\1030\Resurfacing Projects\Division 4\I-5937 Wilson March 2018\Revised Shoulder Wedge Detail.dgn
 P:\piper\41_CSD-2015-02