


 ENVIRONMENTALLY SENSITIVE AREA  
SEE PROJECT SPECIAL PROVISIONS

NOTE:  
PLACE TEMPORARY ROCK SEDIMENT DAMS TYPE - B  
AND TEMPORARY ROCK SILT CHECKS TYPE - A AT  
DRAINAGE OUTLETS.

CLEARING AND GRUBBING  
EROSION CONTROL FOR  
CONSTRUCTION SHEET 4

NOTE: UTILIZE SPECIAL STILLING  
BASIN(S) WHERE APPLICABLE

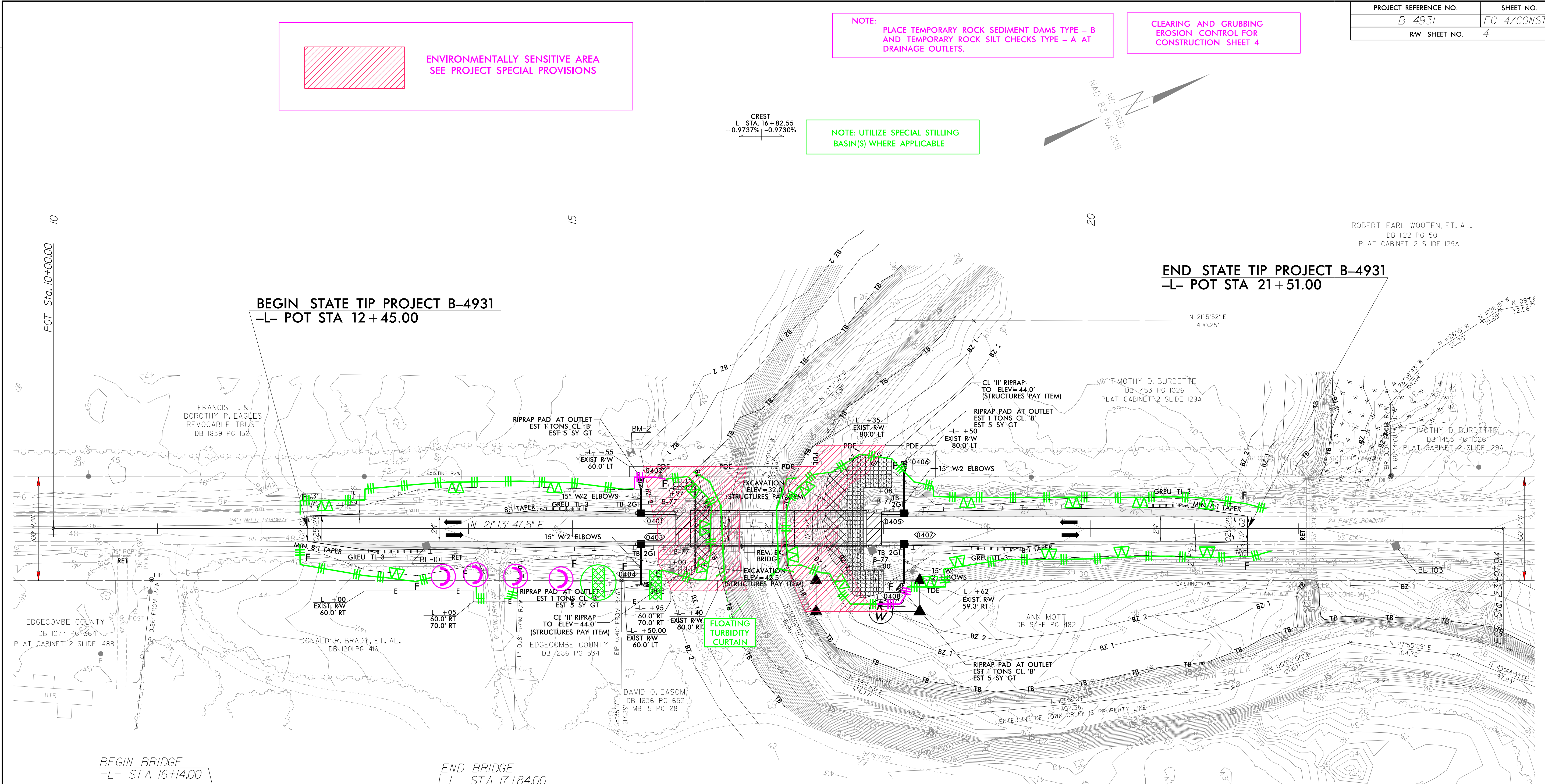


CREST  
-L- STA. 16+82.55  
+0.9737% -0.9730%

ROBERT EARL WOOTEN, ET. AL.  
DB #22 PG 50  
PLAT CABINET 2 SLIDE I29A

END STATE TIP PROJECT B-4931  
-L- POT STA 21+51.00

BEGIN STATE TIP PROJECT B-4931  
-L- POT STA 12+45.00

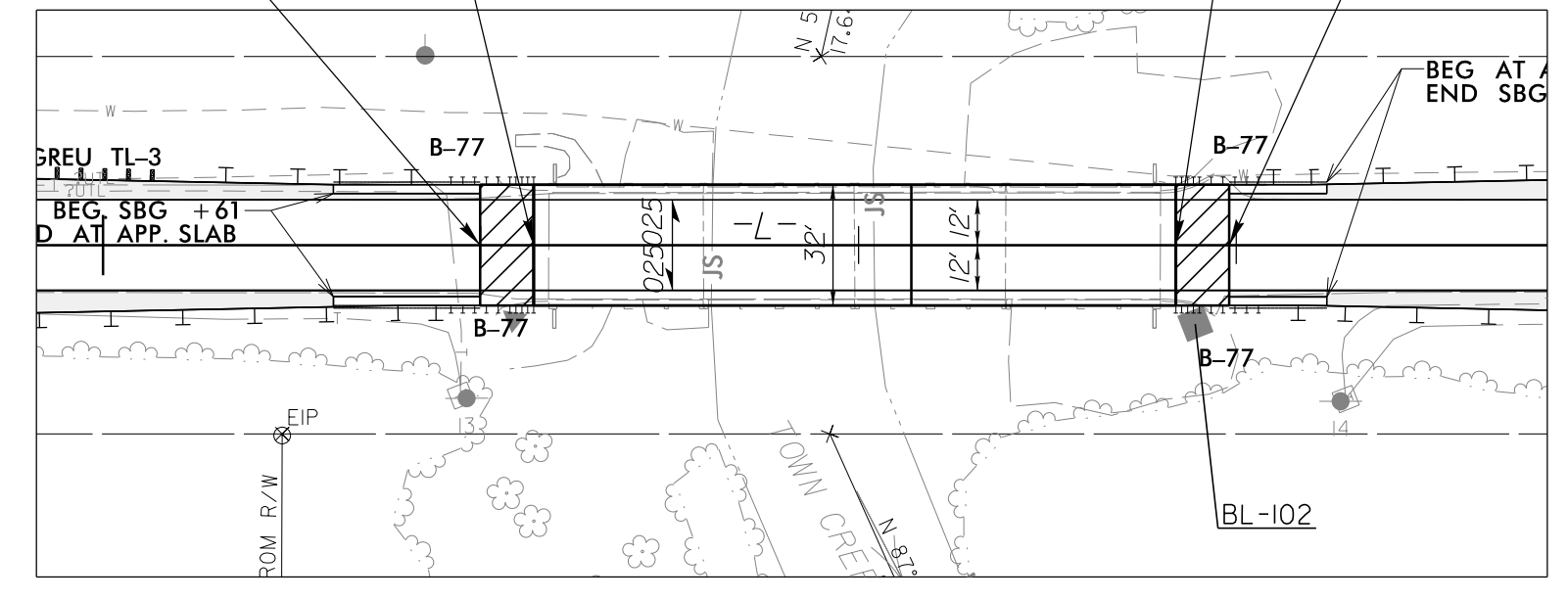


BEGIN APPR. SLAB  
-L- STA 15+99.83

BEGIN BRIDGE  
-L- STA 16+14.00

END BRIDGE  
-L- STA 17+84.00

END APPR. SLAB  
-L- STA 17+98.17



INSET A

FOR -L- PROFILE SEE SHEET 5  
FOR STRUCTURE PLANS SEE SHEETS S-1 TO S-30

REVISIONS

11/8/2019 - REVISED FILL SLOPES FROM 3:1 TO 2:1 FROM STA. 14+00 TO 15+00

3/16/2020  
11/20/2018  
10/25/2017  
10/11/2017  
8/17/1999  
Lizabeth Sheldon  
C&G.dgn  
B-4931\_Roadside.PSH  
N:\Roadside\PSH\B-4931\_REU\_EC.04\_C&G.dgn