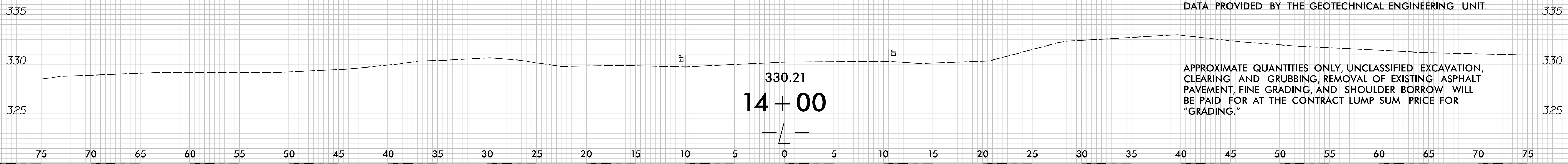
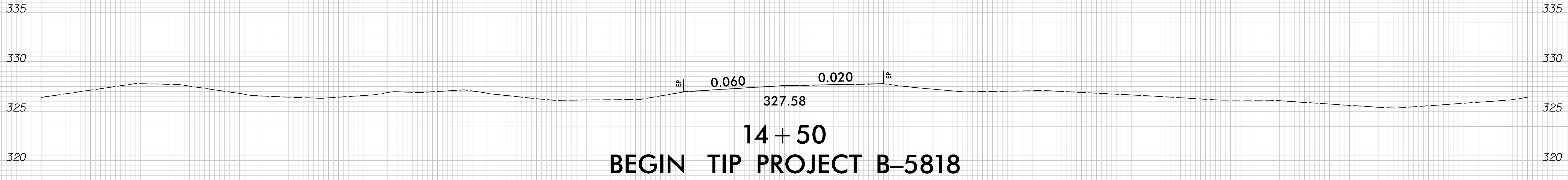
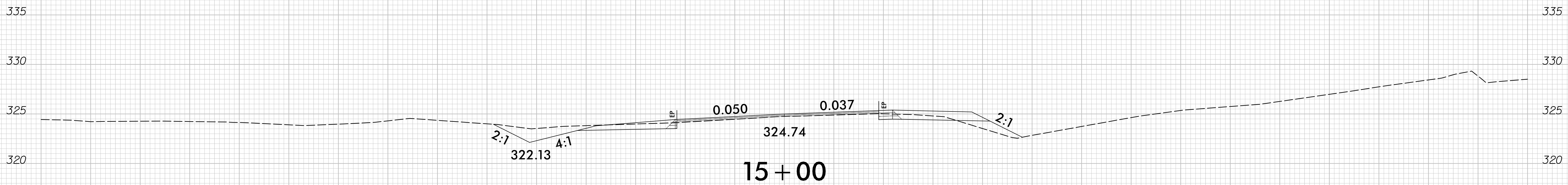
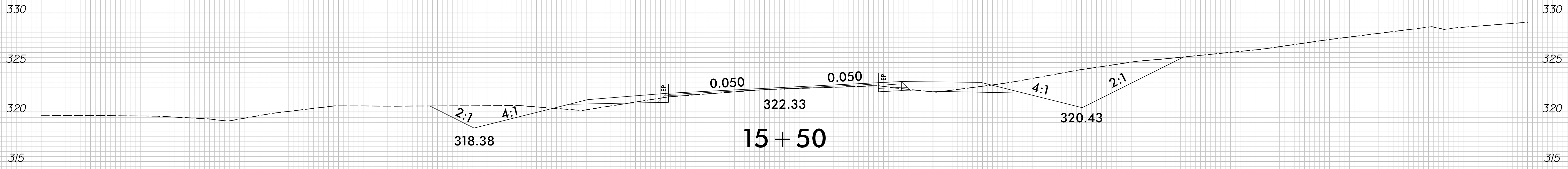


6/23/16

75 70 65 60 55 50 45 40 35 30 25 20 15 10 5 0 5 10 15 20 25 30 35 40 45 50 55 60 65 70 75



EARTHWORK QUANTITIES ARE CALCULATED BY USING NCDOT - ROADWAY DESIGN GUIDELINES. THESE QUANTITIES ARE BASED IN PART ON SUBSURFACE DATA PROVIDED BY THE GEOTECHNICAL ENGINEERING UNIT.

APPROXIMATE QUANTITIES ONLY, UNCLASSIFIED EXCAVATION, CLEARING AND GRUBBING, REMOVAL OF EXISTING ASPHALT PAVEMENT, FINE GRADING, AND SHOULDER BORROW WILL BE PAID FOR AT THE CONTRACT LUMP SUM PRICE FOR "GRADING."

1/18/2021
C:\projects\corridor_modeling\B5818_rdy_xpl.dgn