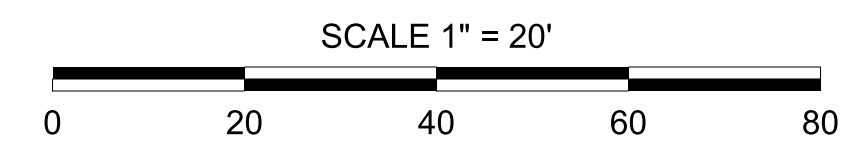


5/14/99


- NOTES:
1. CONTRACTOR TO FIELD VERIFY EXISTING PIPE MATERIAL AND DEPTH AT TIE-IN POINTS. DEPTH OF ALL UTILITIES PRIOR TO CONSTRUCTION.
  2. FOLLOWING SUCCESSFUL INSTALLATION OF VALVES, CONTRACTOR AT THE DISCRETION OF THE UTILITY OWNER MAY SHUTDOWN AND ISOLATE SECTION OF WATER LINE TO BE ROLOCATED UNTIL PROPOSED WATER LINE IS INSTALLED, TESTED AND SUCCESSFULLY TIED IN.
  3. CONTRACTOR SHALL RESTRAIN THE TRANSITION CONNECTION. REFER TO SHEET UC-3A FOR CONCRETE THRUST COLLAR DETAIL.



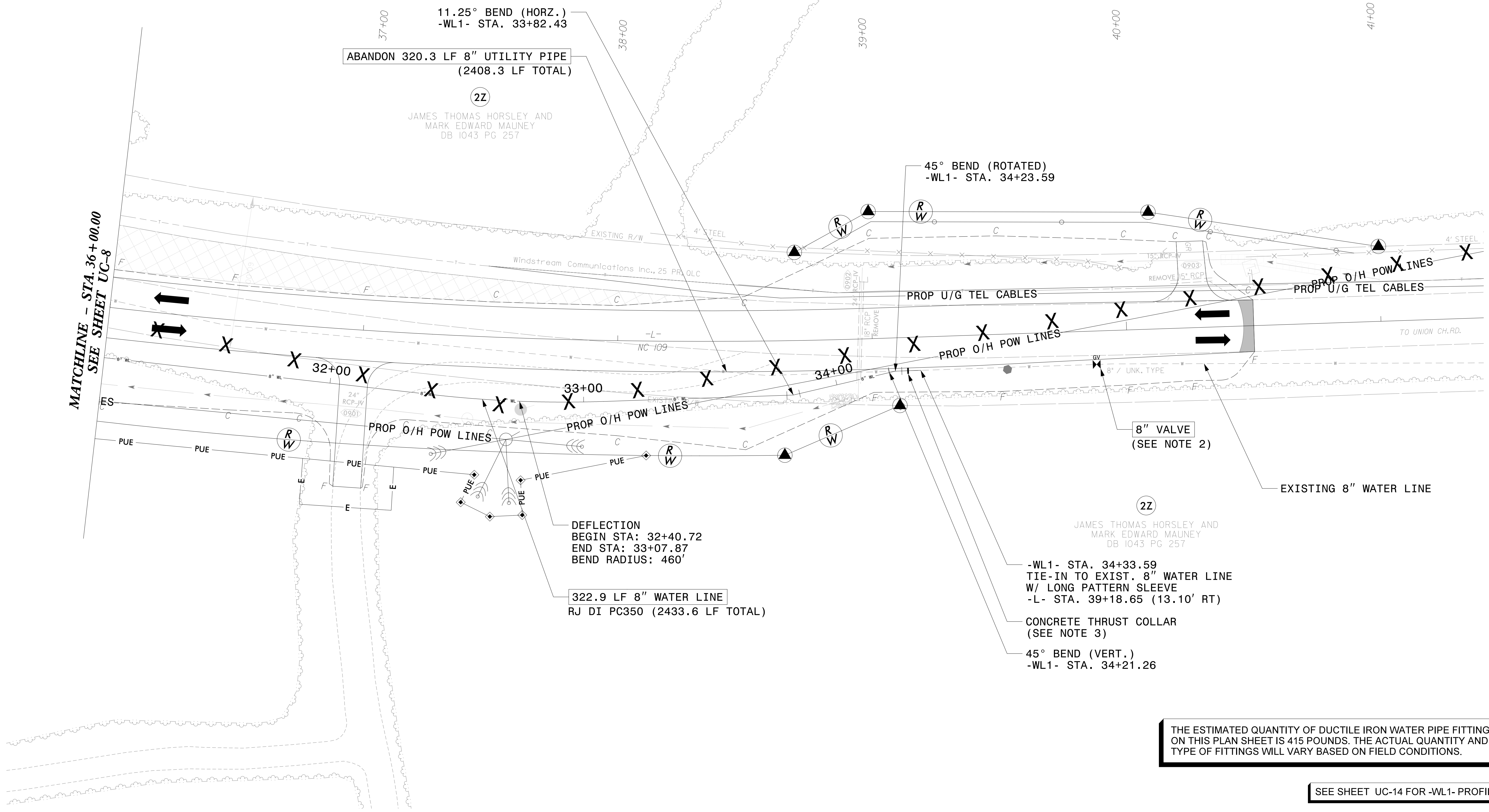
**STV** 100 Years  
 STV Engineers, Inc.  
 900 West Trade St., Suite 715  
 Charlotte, NC 28202  
 NC License Number F-0991

**DOCUMENT NOT CONSIDERED FINAL  
 UNLESS ALL SIGNATURES COMPLETED**

PROJECT REFERENCE NO.	SHEET NO.
B-5818	UC-9
DESIGNED BY: PRJ	
DRAWN BY: PRJ	
CHECKED BY: ASV	
APPROVED BY:	
REVISED:	
NORTH CAROLINA DEPARTMENT OF TRANSPORTATION	
UTILITIES ENGINEERING SEC. PHONE: (919) 707-6690 FAX: (919) 250-4151	UTILITY CONSTRUCTION PLANS ONLY



MATCHLINE - STA. 36+00.00  
SEE SHEET UC-8



THE ESTIMATED QUANTITY OF DUCTILE IRON WATER PIPE FITTINGS ON THIS PLAN SHEET IS 415 POUNDS. THE ACTUAL QUANTITY AND TYPE OF FITTINGS WILL VARY BASED ON FIELD CONDITIONS.

SEE SHEET UC-14 FOR -WL1- PROFILE

I:\5\2021\Utilities\Engineering\UC\Proj\Sheet\B5818.WS\_UC9.dgn  
wallnee