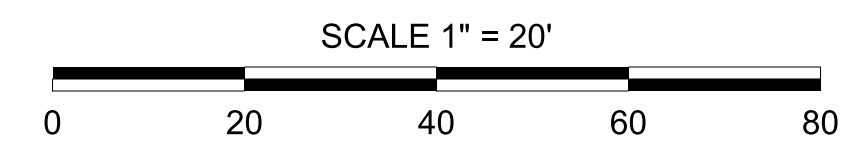


5/14/99

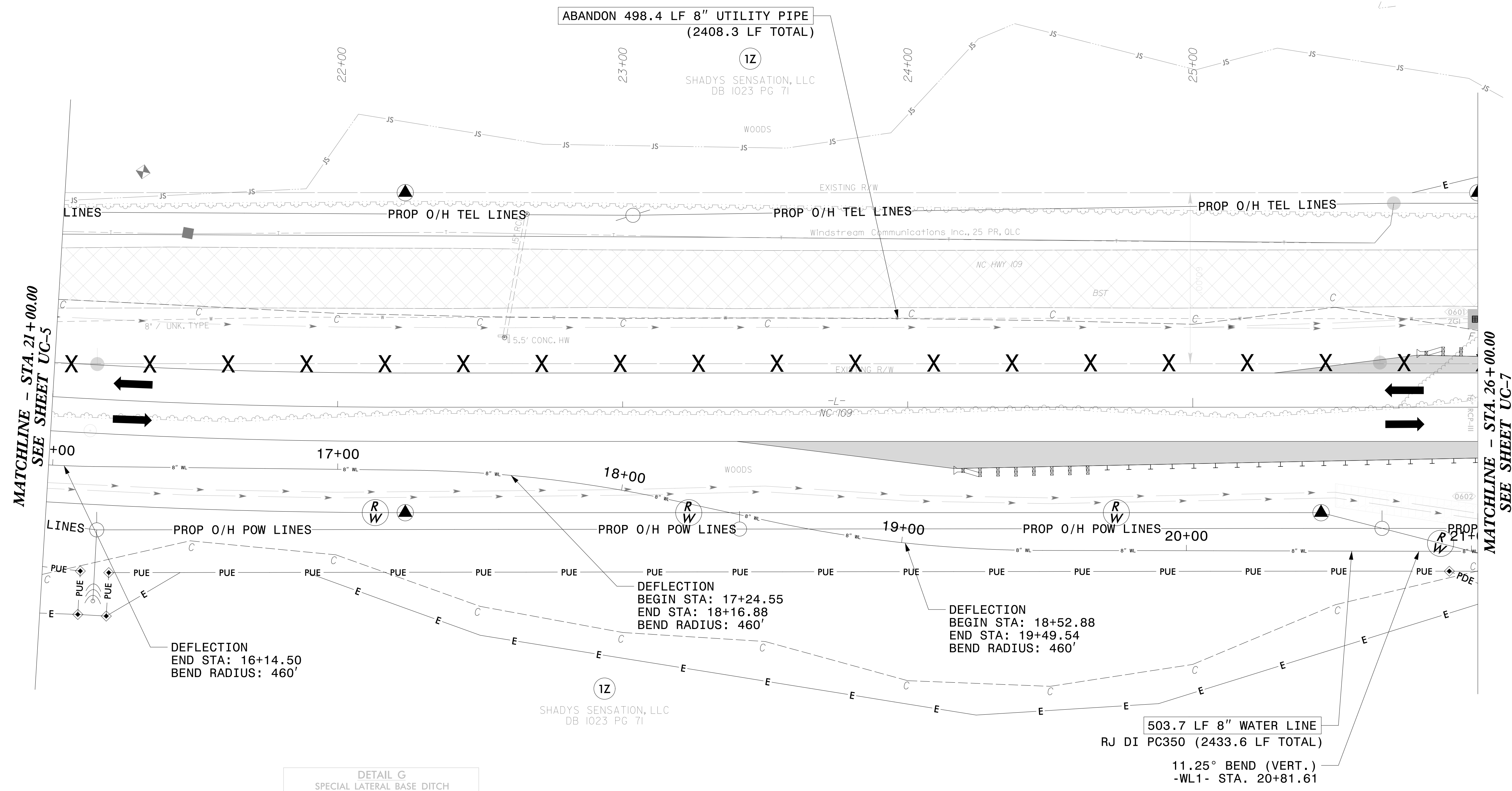
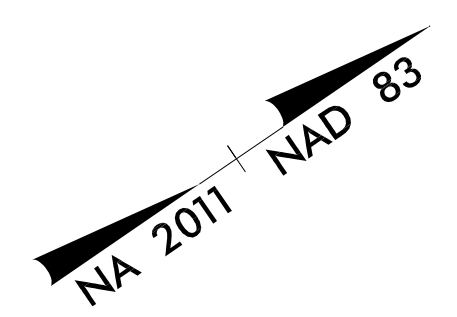
NOTES:
 1. CONTRACTOR TO NOTE THAT BETWEEN -WL1- STA.14+45 TO STA.21+50 (-L- STA.19+48.11 TO STA.26+47.75) AND -WL1- STA.23+40 TO STA.25+35 (L- STA.28+37.24 TO STA.30+30.06) PRE-GRADING WILL BE REQUIRED PRIOR TO WATER LINE INSTALLATION. CONTRACTOR SHALL PLAN CLEARING, GRADING AND EROSION CONTROL ACTIVITIES AS NECESSARY TO INSTALL PROPOSED WATER LINE.



STV 100 Years
 STV Engineers, Inc.
 900 West Trade St., Suite 715
 Charlotte, NC 28202
 NC License Number F-0991

**DOCUMENT NOT CONSIDERED FINAL
 UNLESS ALL SIGNATURES COMPLETED**

PROJECT REFERENCE NO.	B-5818	SHEET NO.	UC-6
DESIGNED BY:	PRJ		
DRAWN BY:	PRJ		
CHECKED BY:	ASV		
APPROVED BY:			
REVISD:			
NORTH CAROLINA DEPARTMENT OF TRANSPORTATION		UTILITY CONSTRUCTION PLANS ONLY	
UTILITIES ENGINEERING SEC. PHONE: (919) 707-6690 FAX: (919) 250-4151			



MATCHLINE - STA. 21+00.00
SEE SHEET UC-5

MATCHLINE - STA. 26+00.00
SEE SHEET UC-7

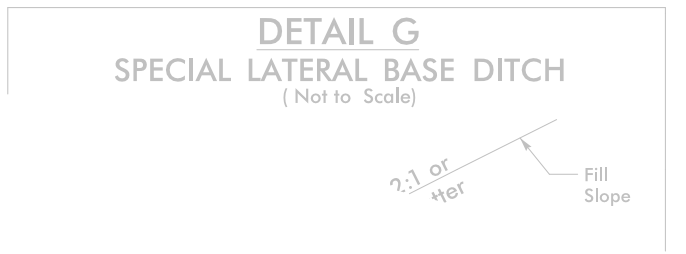
DEFLECTION
 END STA: 16+14.50
 BEND RADIUS: 460'

DEFLECTION
 BEGIN STA: 17+24.55
 END STA: 18+16.88
 BEND RADIUS: 460'

DEFLECTION
 BEGIN STA: 18+52.88
 END STA: 19+49.54
 BEND RADIUS: 460'

503.7 LF 8" WATER LINE
 RJ DI PC350 (2433.6 LF TOTAL)

11.25° BEND (VERT.)
 -WL1- STA. 20+81.61



THE ESTIMATED QUANTITY OF DUCTILE IRON WATER PIPE FITTINGS ON THIS PLAN SHEET IS 110 POUNDS. THE ACTUAL QUANTITY AND TYPE OF FITTINGS WILL VARY BASED ON FIELD CONDITIONS.

SEE SHEETS UC-11 & UC-12 FOR -WL1- PROFILE

I:\5\2021\Utilities\Engineering\UC\Proj\Sheet\B5818.WS_UC6.dgn