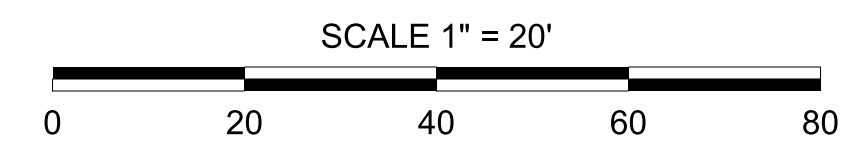


5/14/99

- NOTES:
1. CONTRACTOR TO FIELD VERIFY EXISTING PIPE MATERIAL AND DEPTH AT TIE-IN POINTS. DEPTH OF ALL UTILITIES PRIOR TO CONSTRUCTION.
 2. FOLLOWING SUCCESSFUL INSTALLATION OF VALVES, CONTRACTOR AT THE DISCRETION OF THE UTILITY OWNER MAY SHUTDOWN AND ISOLATE SECTION OF WATER LINE TO BE ROLOCATED UNTIL PROPOSED WATER LINE IS INSTALLED, TESTED AND SUCCESSFULLY TIED IN.
 3. CONTRACTOR SHALL RESTRAIN THE TRANSITION CONNECTION. REFER TO SHEET UC-3A FOR CONCRETE THRUST COLLAR DETAIL.



STV 100 Years
 STV Engineers, Inc.
 800 West Trade St., Suite 715
 Charlotte, NC 28202
 NC License Number F-0991

**DOCUMENT NOT CONSIDERED FINAL
 UNLESS ALL SIGNATURES COMPLETED**

PROJECT REFERENCE NO. **B-5818**
 SHEET NO. **UC-4**

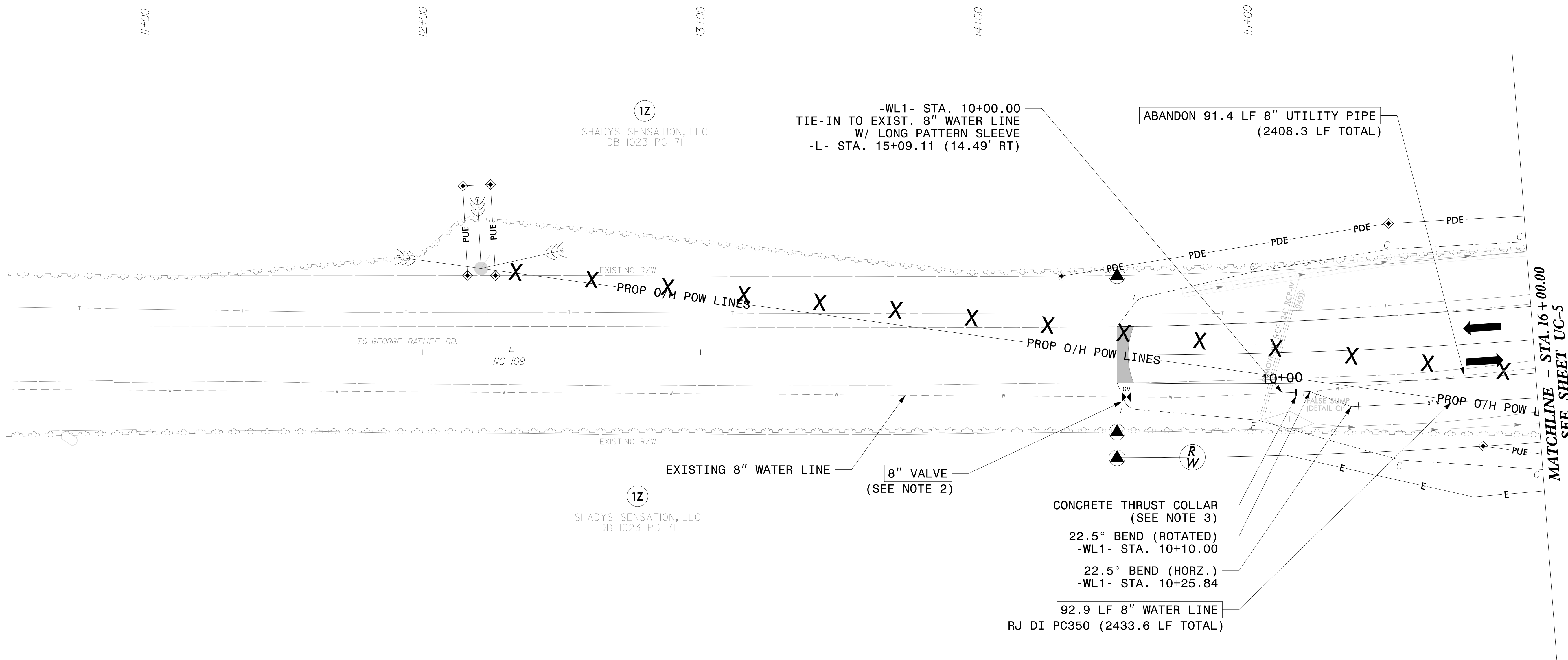
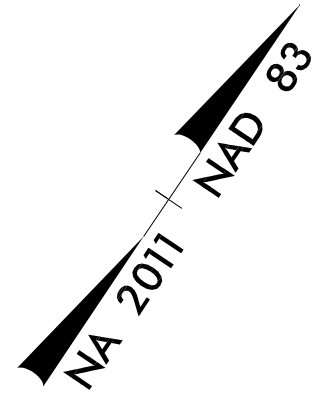
DESIGNED BY: **PRJ**
 DRAWN BY: **PRJ**
 CHECKED BY: **ASV**
 APPROVED BY:
 REVISED:

NORTH CAROLINA
 DEPARTMENT OF
 TRANSPORTATION

UTILITIES ENGINEERING SEC.
 PHONE: (919) 707-6690
 FAX: (919) 250-4151

UTILITY CONSTRUCTION
 PLANS ONLY

Professional Engineer Seal: Andrew S. Vane, License No. 025221, dated 11/15/2021.



THE ESTIMATED QUANTITY OF DUCTILE IRON WATER PIPE FITTINGS ON THIS PLAN SHEET IS 305 POUNDS. THE ACTUAL QUANTITY AND TYPE OF FITTINGS WILL VARY BASED ON FIELD CONDITIONS.

SEE SHEET UC-10 FOR -WL1- PROFILE

I:\5\2021
 R:\Utilities\Engineering\UC\Proj\Sheet\B5818.WS_UC4.dgn
 walline