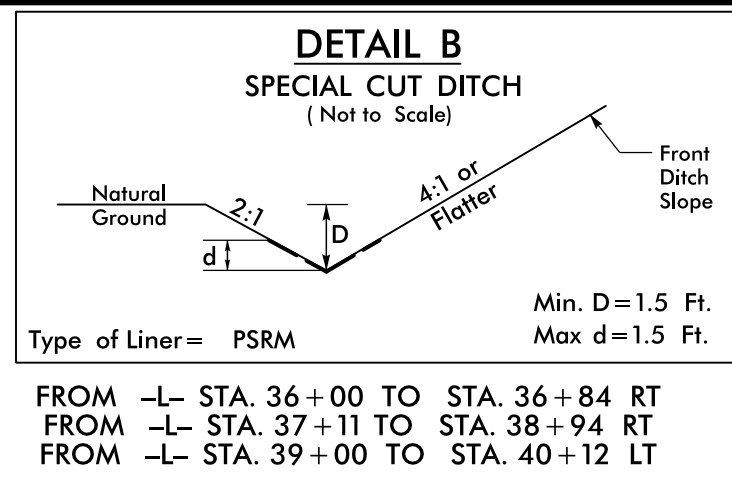


8/17/99



FINAL
EROSION CONTROL FOR
CONSTRUCTION SHEET 9

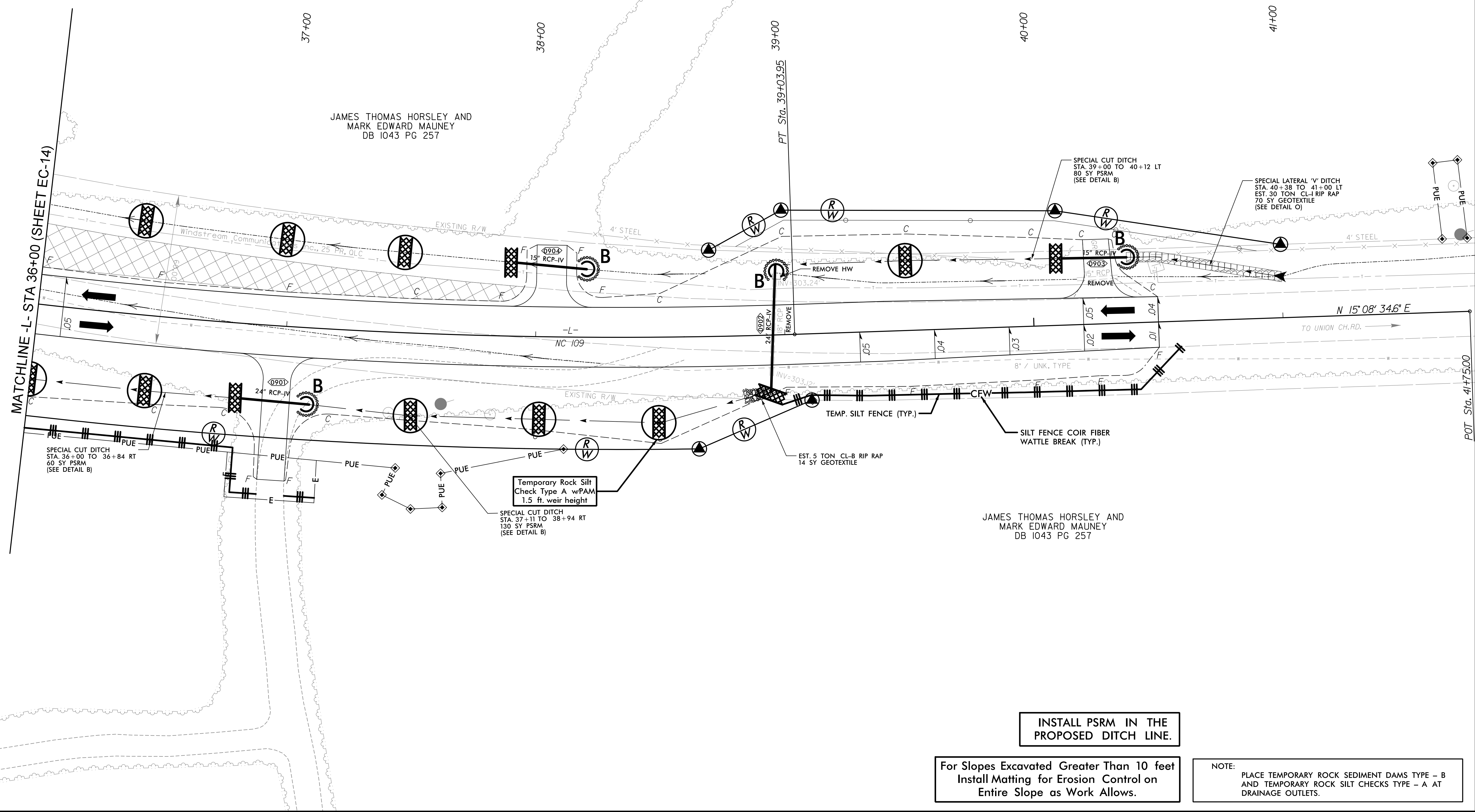

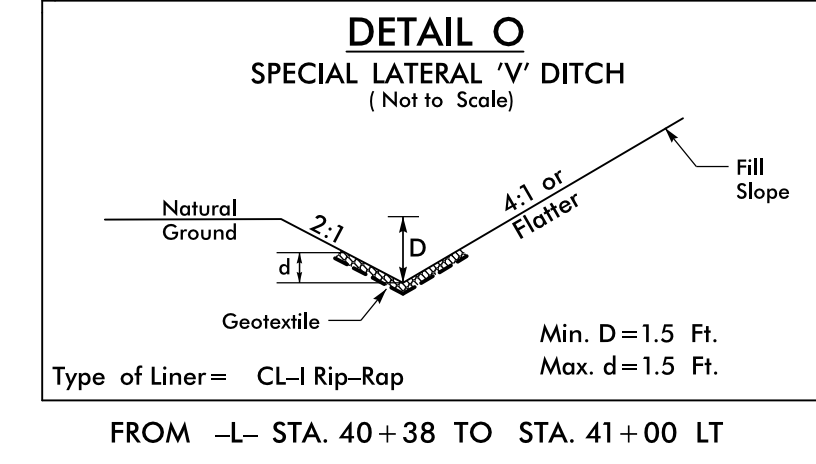
-L-
PI Sta 35+62.03
 $\Delta = 19' 17" 50.5" (LT)$
 $D = 2' 47" 41.7"$
 $L = 690.45'$
 $T = 348.52'$
 $R = 2,050.00'$
RUNOFF = 150'
SE = 5%

STV 100 Years
STV Engineers, Inc.
300 West Trade St., Suite 715
Charlotte, NC 28202
NC License Number F-0991

PROJECT REFERENCE NO.
B-5818

SHEET NO.
EC-15/CONST.9

RW SHEET NO.



INSTALL PSRM IN THE PROPOSED DITCH LINE.

For Slopes Excavated Greater Than 10 feet Install Matting for Erosion Control on Entire Slope as Work Allows.

NOTE:
PLACE TEMPORARY ROCK SEDIMENT DAMS TYPE - B AND TEMPORARY ROCK SILT CHECKS TYPE - A AT DRAINAGE OUTLETS.

4/14/2021 environmental\design\ec_sheets\B5818_ec_psh15.dgn