8/17/99

DETAIL A
SPECIAL CUT DITCH
(Not to Scale)

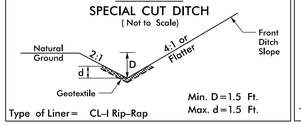

Type of Liner= CL-I Rip-Rap

FROM –L– STA. 16+00 TO STA. 16+50 LT

DETAIL B
SPECIAL CUT DITCH
(Not to Scale)

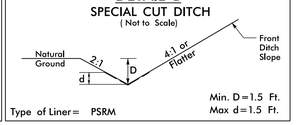

Type of Liner= PSRM

FROM –L– STA. 16+00 TO STA. 18+65 RT
FROM –L– STA. 18+73 TO STA. 21+00 LT

FINAL
EROSION CONTROL FOR
CONSTRUCTION SHEET 5

–L–

PI Sta 18+41.53
△ = 21° 37' 31.7" (LT)
D = 2° 47' 41.7"
L = 773.74'
T = 391.53'
R = 2,050.00'
RUNOFF = 150'
SE = 5%

DETAIL D
SPECIAL CUT BASE DITCH
(Not to Scale)

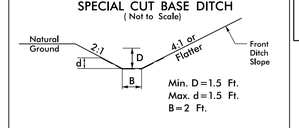

Type of Liner= PSRM

FROM –L– STA. 18+91 TO STA. 21+00 RT

STV 100 Years
STV Engineers, Inc.
900 West Trade St., Suite 715
Charlotte, NC 28202
NC License Number F-0991

PROJECT REFERENCE NO.	SHEET NO.
B-5818	EC-11/CONST.5
R/W SHEET NO.	

DETAIL E
STANDARD 'V' DITCH
(Not to Scale)

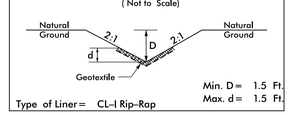

Type of Liner= CL-I Rip-Rap

FROM –L– STA. 16+50 TO STA. 17+00 LT

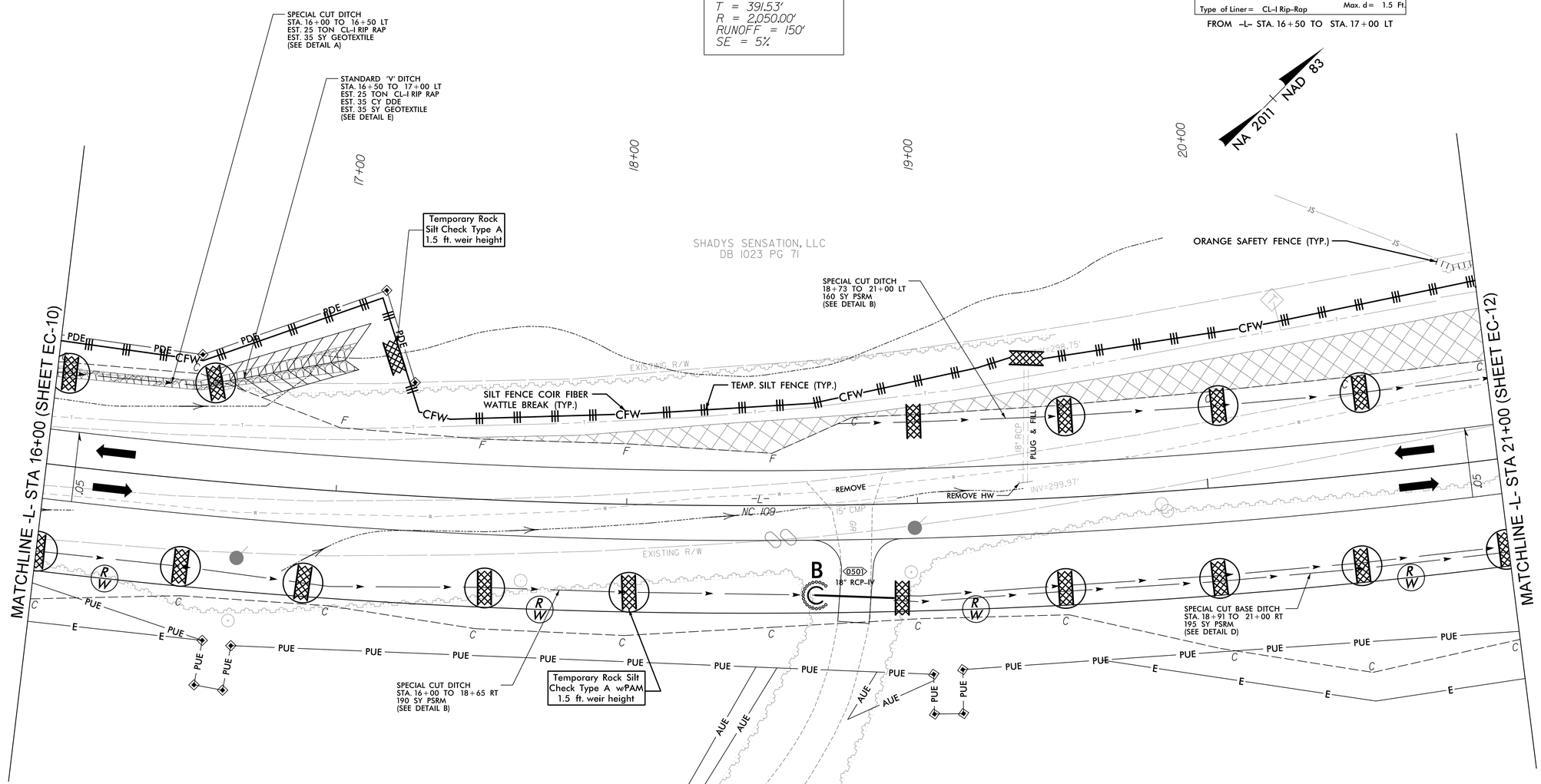

NOTE:
PLACE TEMPORARY ROCK SEDIMENT DAMS TYPE – B AND TEMPORARY ROCK SILT CHECKS TYPE – A AT DRAINAGE OUTLETS.

INSTALL PSRM IN THE PROPOSED DITCH LINE.

For Slopes Excavated Greater Than 10 feet Install Matting for Erosion Control on Entire Slope as Work Allows.

1/15/2021
13:20:20
Environmental\design\ec sheets\B5818_ec_psh11.dgn
Bayouth