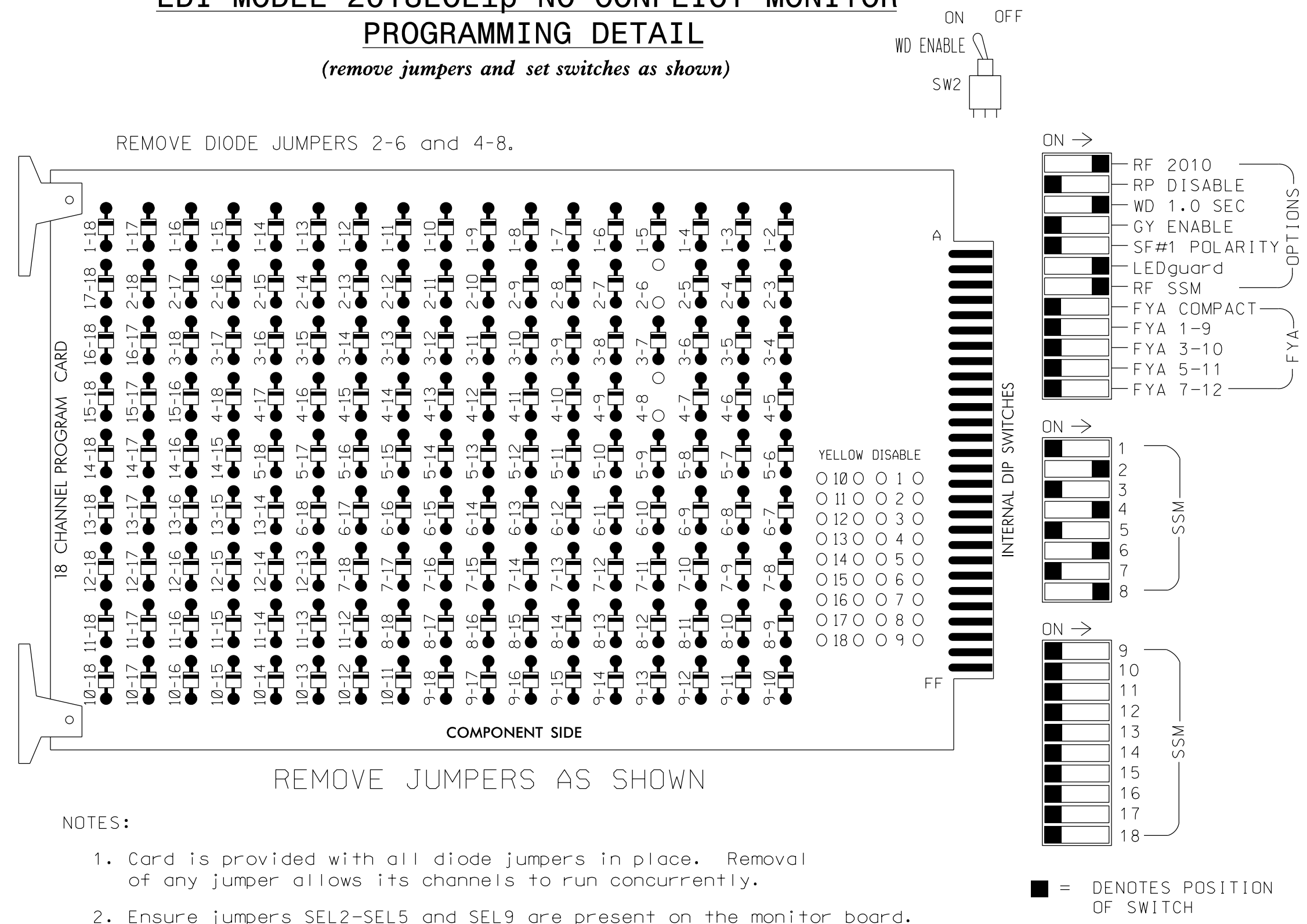


EDI MODEL 2018EClip-NC CONFLICT MONITOR PROGRAMMING DETAIL

(remove jumpers and set switches as shown)



NOTES

- To prevent "flash-conflict" problems, insert red flash program blocks for all unused vehicle load switches in the output file. The installer shall verify that signal heads flash in accordance with the Signal Plans.
- Program phases 4 and 8 for Dual Entry.
- Program controller to start up in phase 2 Green and 6 Green.
- The cabinet and controller are part of the Elizabeth City Signal System.

EQUIPMENT INFORMATION

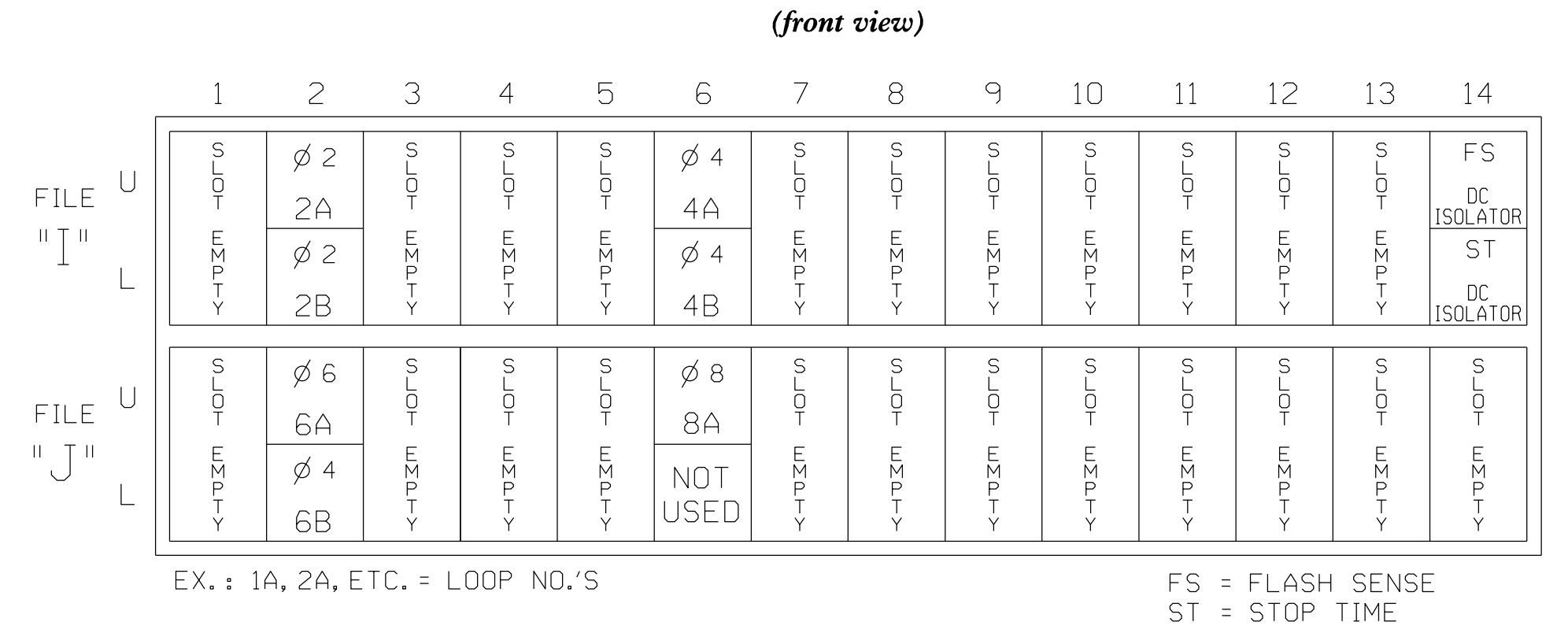
CONTROLLER.....2070LX
 CABINET.....332 W/AUX
 SOFTWARE.....ECONOLITE ASC/3-2070
 CABINET MOUNT.....BASE
 OUTPUT FILE POSITIONS...18 WITH AUX. OUTPUT FILE
 LOAD SWITCHES USED.....S2,S5,S8,S11
 PHASES USED.....2,4,6,8
 OVERLAP "A".....NOT USED
 OVERLAP "B".....NOT USED
 OVERLAP "C".....NOT USED
 OVERLAP "D".....NOT USED

SIGNAL HEAD HOOK-UP CHART

LOAD SWITCH NO.	S1	S2	S3	S4	S5	S6	S7	S8	S9	S10	S11	S12	AUX S1	AUX S2	AUX S3	AUX S4	AUX S5	AUX S6
CMU CHANNEL NO.	1	2	13	3	4	14	5	6	15	7	8	16	9	10	17	11	12	18
PHASE	1	2	2 PED	3	4	4 PED	5	6	6 PED	7	8	8 PED	OLA	OLB	SPARE	OLC	OLD	SPARE
SIGNAL HEAD NO.	NU	21,22	NU	NU	41,42	NU	NU	61,62	NU	NU	81,82	NU	NU	NU	NU	NU	NU	NU
RED		128			101			134			107							
YELLOW		129			102			135			108							
GREEN		130			103			136			109							
RED ARROW																		
YELLOW ARROW																		
GREEN ARROW																		

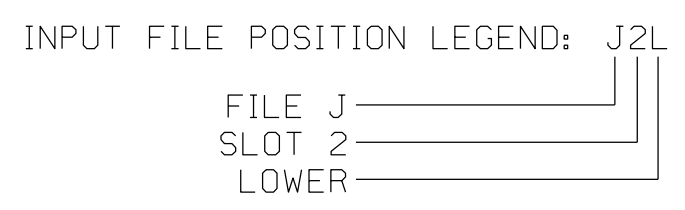
NU = Not Used

INPUT FILE POSITION LAYOUT



INPUT FILE CONNECTION & PROGRAMMING CHART

LOOP NO.	LOOP TERMINAL	INPUT FILE POS.	PIN NO.	DETECTOR NO.	NEMA PHASE	CALL	EXTEND TIME	DELAY TIME	ADDED INITIAL	DETECTOR TYPE
2A	TB2-5,6	I2U	39	2	2	YES				S
2B	TB2-7,8	I2L	43	12	2	YES				S
4A	TB4-9,10	I6U	41	4	4	YES				S
4B	TB4-11,12	I6L	45	14	4	YES		10		S
6A	TB3-5,6	J2U	40	6	6	YES				S
6B	TB3-7,8	J2L	44	16	6	YES				S
8A	TB5-9,10	J6U	42	8	8	YES		5		S



THIS ELECTRICAL DETAIL IS FOR
 THE SIGNAL DESIGN: 01-0465
 DESIGNED: JUNE 2018
 SEALED: 08/22/2018
 REVISED: N/A

20-SEP-2018 18:51
 R:\05942\S1\001\SMPS\onw\1r\mg401-0465-08222018e.dgn
 Icon AT CAR-LMCDN1-W7

Electrical Detail - Sheet 1 of 1

DOCUMENT NOT CONSIDERED FINAL UNLESS ALL SIGNATURES COMPLETED

ELECTRICAL AND PROGRAMMING DETAILS FOR:

SR 1145 (Oak Stump Road)
 at
SR 1190 (Ranch Drive)/
Northeastern High School Bus
 Division 1 Pasquotank County Elizabeth City

PLAN DATE: June 2018 REVIEWED BY: AJ Davis
 PREPARED BY: JA Le REVIEWED BY: LM Moon

REVISIONS	INIT.	DATE

SEAL

Documented by:
Lisa M. Moon 9/20/2018
 DATE
 SIG. INVENTORY NO. 01-0465

Plans Prepared By:

DRMP, Inc.
 8000 Regency Parkway, Suite 175
 Cary, NC 27518
 NC License No. C-2216 (919) 650-1038

750 N. Greenfield Pkwy, Garner, NC 27529