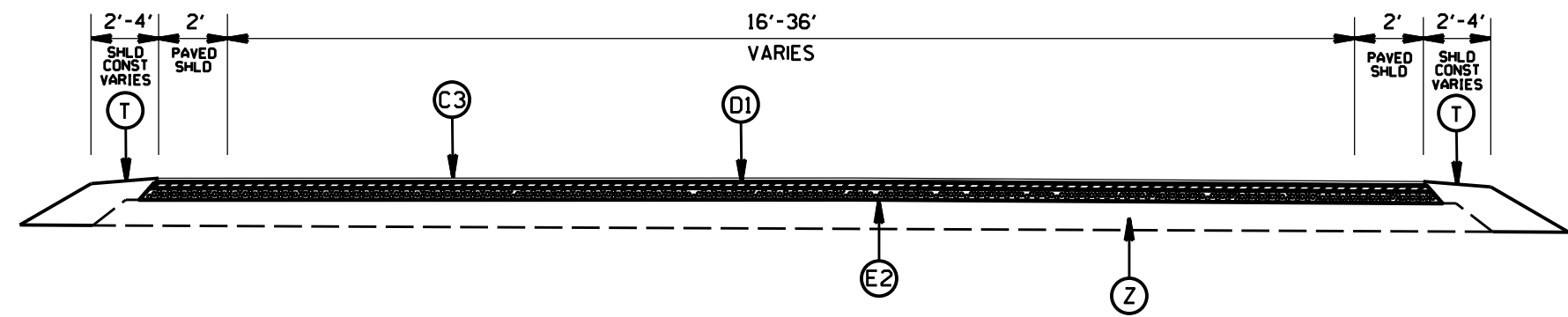


| | | | |
|---------------------|-------------|-----------|--------------|
| STATE | PROJECT NO. | SHEET NO. | TOTAL SHEETS |
| N.C. | 1-5905 | 19 | |
| WBS NO. 45888.3.GVI | | | |

PAVEMENT SCHEDULE

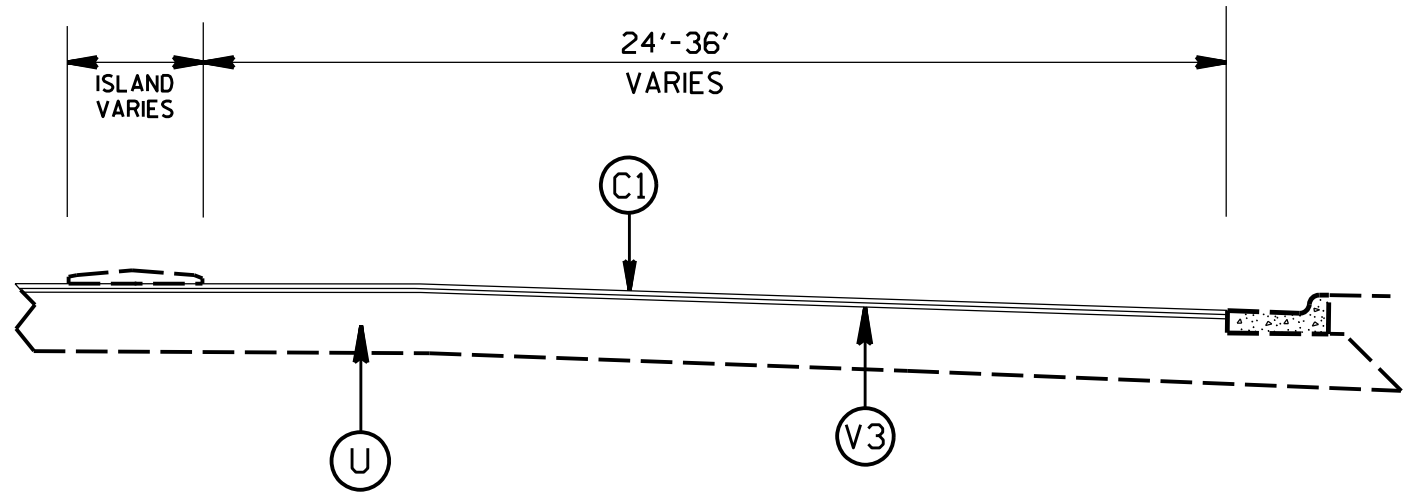
| | |
|----|---|
| A1 | PROP. 11" PORTLAND CEMENT CONCRETE PAVEMENT |
| B1 | PROP. APPROX. 5/8" ULTRA-THIN BONDED WEARING COURSE, AT AN AVERAGE RATE OF 70 LBS. PER SQ. YD. |
| C1 | PROP. APPROX. 2.0" ASPHALT CONCRETE SURFACE COURSE, TYPE S9.5D, AT AN AVERAGE RATE OF 224 LBS. PER SQ. YD. |
| C2 | PROP. APPROX. 1.5" ASPHALT CONCRETE SURFACE COURSE, TYPE S9.5D, AT AN AVERAGE RATE OF 168 LBS. PER SQ. YD. |
| C3 | PROP. APPROX. 3.0" ASPHALT CONCRETE SURFACE COURSE, TYPE S9.5D, IN 2 SEPARATE 1.5" LIFTS AT AN AVERAGE RATE OF 168 LBS. PER SQ. YD. |
| D1 | PROP. APPROX. 4.0" ASPHALT CONCRETE INTERMEDIATE COURSE, TYPE I19.0C, AT AN AVERAGE RATE OF 456 LBS. PER SQ. YD. |
| E1 | PROP. APPROX. 4.0" ASPHALT CONCRETE BASE COURSE, B25.0C, AT AN AVERAGE RATE OF 456 LBS. PER SQ. YD. |
| E2 | PROP. APPROX. 8.0" ASPHALT CONCRETE BASE COURSE, TYPE B25.0C, IN 2 SEPARATE 4" LIFTS AT AN AVERAGE RATE OF 456 LBS. PER SQ. YD. |
| R1 | PROP. 2'6" CONCRETE CURB AND GUTTER 11" THICK |
| T | SHOULDER CONSTRUCTION |
| U | EXISTING PAVEMENT |
| V2 | MILLING 1.5" DEPTH |
| V3 | MILLING, 2.0" DEPTH |
| Y | MILLED RUMBLE STRIPS |
| Z | EXISTING STABILIZED SUBGRADE |



TYPICAL SECTION NO.23
OFF RAMP TO STATESVILLE AVE

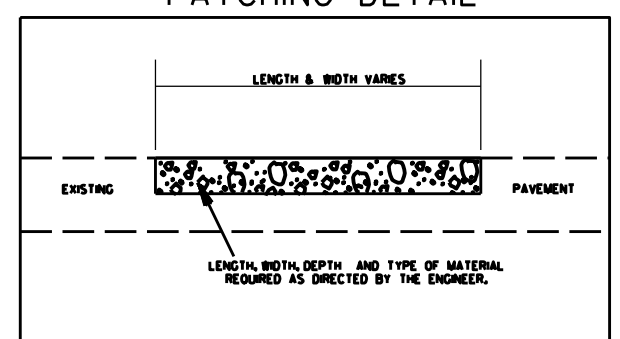
| SUMMARY OF EARTHWORK | | |
|--------------------------------------|----------|----------|
| DESCRIPTION | MAP #15 | MAP #19 |
| UNCLASSIFIED EXCAVATION | 2146 CY | 1282 CY |
| BORROW EXCAVATION | 100 CY | 100 CY |
| REMOVAL OF EXISTING ASPHALT PAVEMENT | 8360 SY | 5186 SY |
| SHOULDER CONSTRUCTION | 0.72 SMI | 0.45 SMI |

NOTE: QUANTITIES ARE APPROXIMATE, AND ARE ONLY TO BE USED FOR THE PURPOSE OF BIDDING THIS CONTRACT. PAYMENT FOR EARTH WORK QUANTITIES WILL BE COVERED UNDER COMPREHENSIVE GRADING AS A LUMP SUM PAY ITEM AS DETERMINED BY THE RESIDENT ENGINEER.



TYPICAL SECTION NO.24
STATESVILLE AVE

PATCHING DETAIL



1-5905
1-85 PAVEMENT PRESERVATION
MECKLENBURG COUNTY

| | | | |
|-----------|------|--|-----------|
| SCALE | -NA- | | REVISIONS |
| DATE | 3/19 | | |
| DWG. BY | JHE | | |
| DESIGN BY | JHE | | |
| APPROVED | | | |