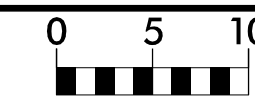


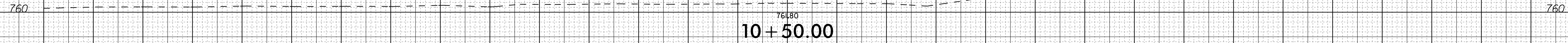
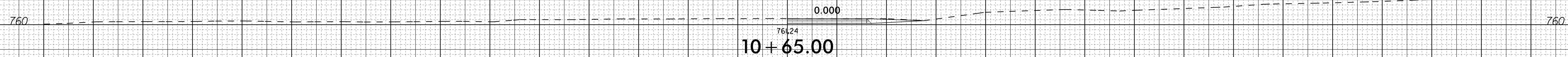
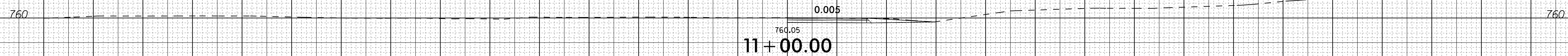
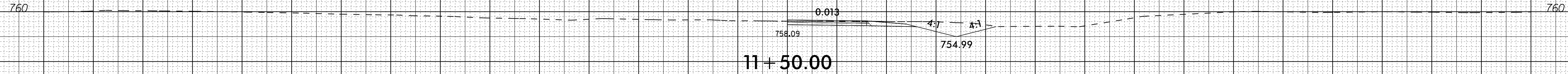
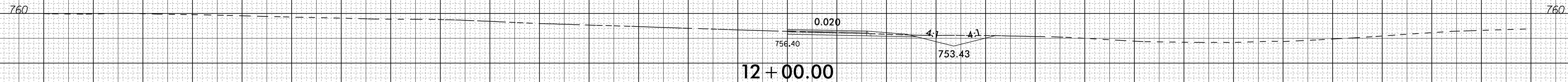
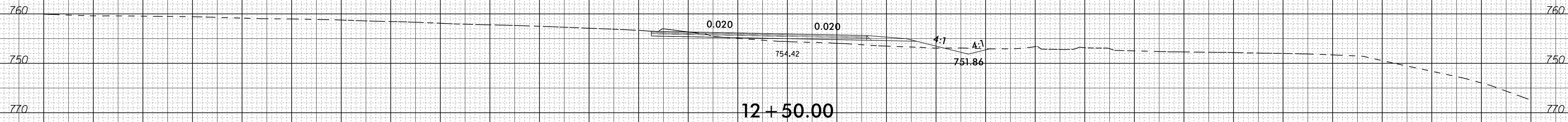
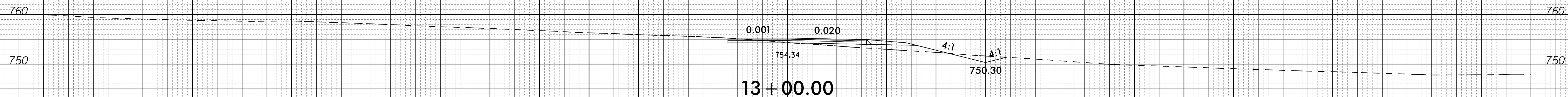
6/23/16



PROJ. REFERENCE NO.
R-4707

SHEET NO.
X-113

150 140 130 120 110 100 90 80 70 60 50 40 30 20 10 0 10 20 30 40 50 60 70 80 90 100 110 120 130 140 150



-DR2B-

150 140 130 120 110 100 90 80 70 60 50 40 30 20 10 0 10 20 30 40 50 60 70 80 90 100 110 120 130 140 150

28-FEB-2020 13:20
I:\Roadway\Corridor-Modeling\XPL\R4707_Rdy_xpl_DR2B.dgn