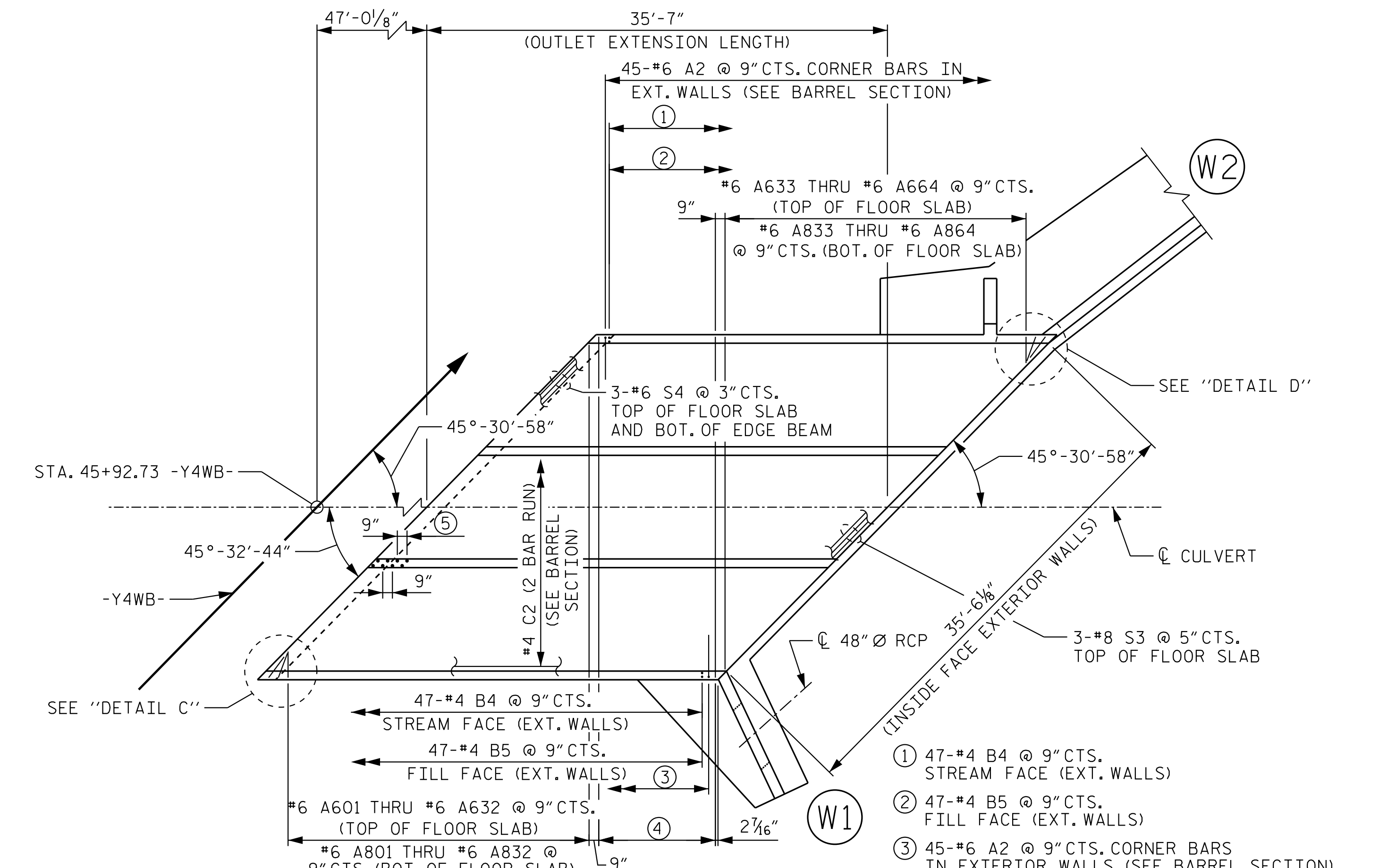


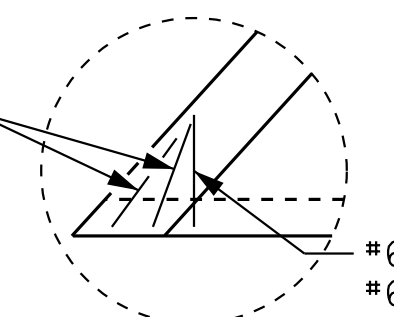
ROOF SLAB PLAN



FLOOR SLAB PLAN

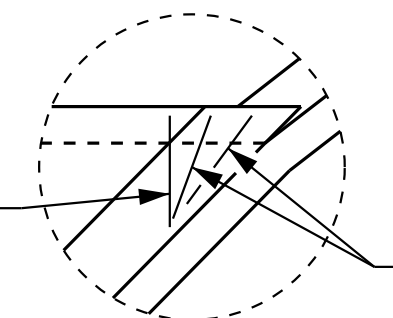
- ① 47-#4 B4 @ 9" CTS. STREAM FACE (EXT. WALLS)
- ② 47-#4 B5 @ 9" CTS. FILL FACE (EXT. WALLS)
- ③ 45-#6 A2 @ 9" CTS. CORNER BARS IN EXTERIOR WALLS (SEE BARREL SECTION)
- ④ 13-#6 A600 @ 9" CTS. (TOP OF FLOOR SLAB) 13-#6 A800 @ 9" CTS. (BOT. OF FLOOR SLAB)
- ⑤ #4 B6 @ 9" CTS. EACH FACE STAGGERED IN INTERIOR WALLS (TYP.) (SEE BARREL SECTION)

SPLAY BARS
#6 A532 (BOT. OF ROOF SLAB)
#6 A732 (TOP OF ROOF SLAB)



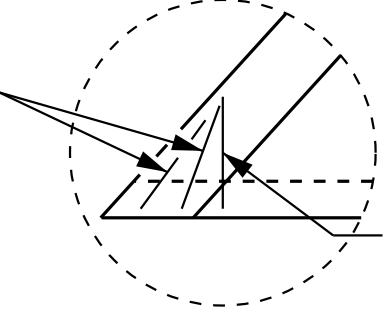
DETAIL A

#6 A564 (BOT. OF ROOF SLAB)
#6 A764 (TOP OF ROOF SLAB)



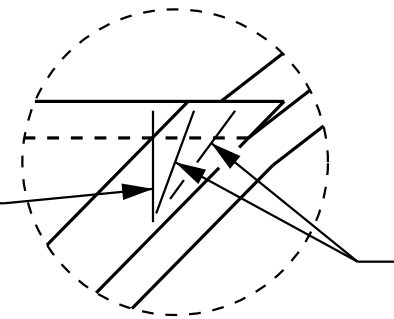
DETAIL B

SPLAY BARS
#6 A632 (TOP OF FLOOR SLAB)
#6 A832 (BOT. OF FLOOR SLAB)



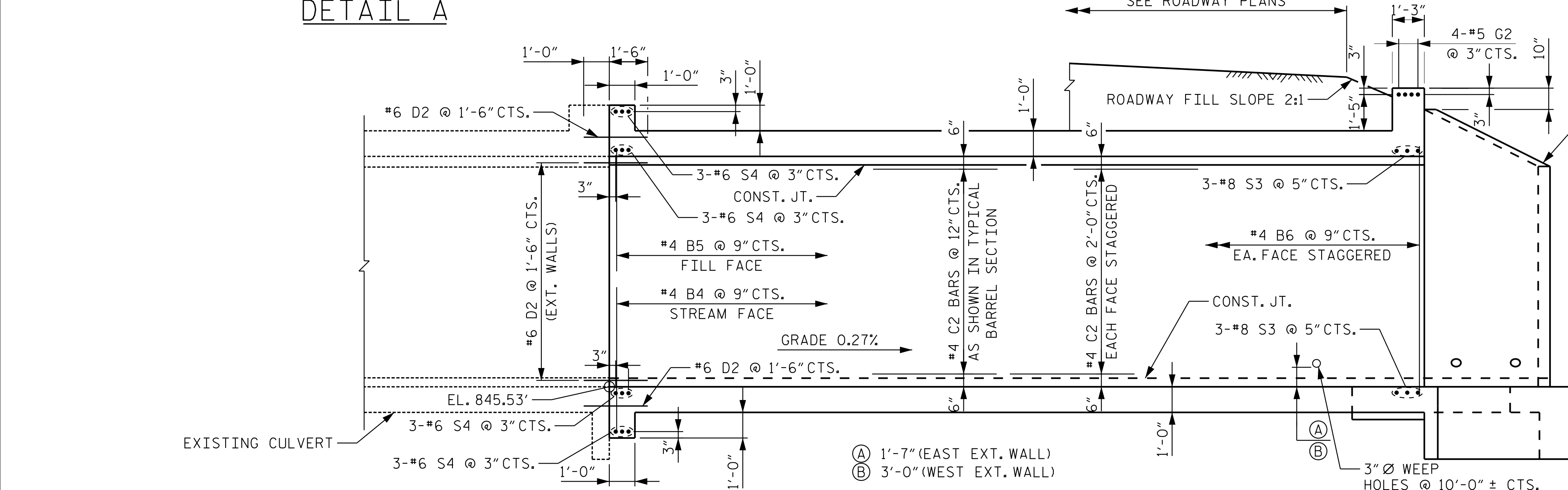
DETAIL C

#6 A664 (TOP OF FLOOR SLAB)
#6 A864 (BOT. OF FLOOR SLAB)

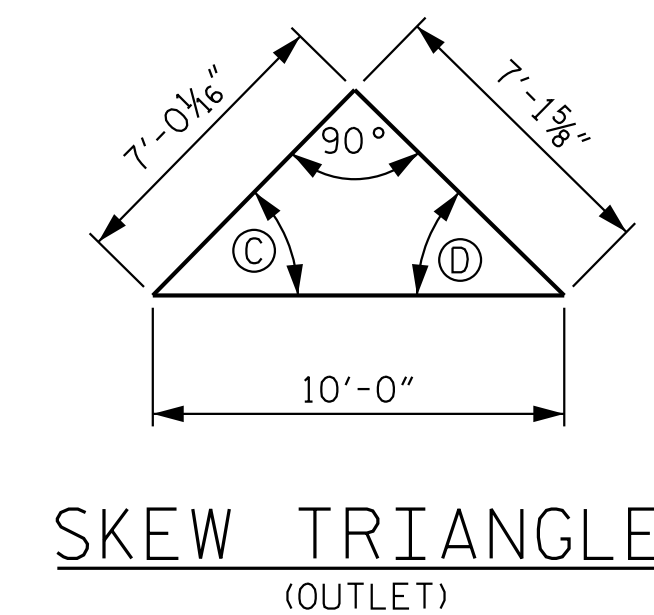


DETAIL D

- Ⓒ 45°-30'-58"
- Ⓓ 44°-29'-02"




EXTERIOR WALL INTERIOR WALL CULVERT SECTION NORMAL TO ROADWAY



SKEW TRIANGLE (OUTLET)

PROJECT NO. U-2579BA
FORSYTH COUNTY
STATION: 45+66.21 -Y4-

SHEET 4 OF 8



Kimley»Horn
241 Fayetteville Street, Suite 600
Raleigh, NC 27601-1772
Phone (919) 677-2000 NC LICENSE # F-0102

STATE OF NORTH CAROLINA
DEPARTMENT OF TRANSPORTATION
RALEIGH

TRIPLE 8 FT. X 9 FT.
CONCRETE BOX CULVERT
45° SKEW

REVISIONS						SHEET NO.
NO.	BY:	DATE:	NO.	BY:	DATE:	C-4
1			3			TOTAL SHEETS
2			4			8

DOCUMENT NOT CONSIDERED FINAL UNLESS ALL SIGNATURES COMPLETED

DRAWN BY: J.I.KIMBLE DATE: 1/20
CHECKED BY: C.T.POOLE DATE: 1/20
DESIGN ENGINEER OF RECORD: J.C.WILSON DATE: 1/20

K:\B01-Structures\Culvert\NC\01036480_U-2579BA\Cad\04\N2579B_SML_C04_330367.dgn

1/3/2020