DocuSign Envelope ID: 28EF05A4-2061-400A-9A51-CB2464BAD219

WETHERILL ENGINEERING
1223 Jones Franklin Rd.
Raleigh, N.C. 27606
License No. F-0377
Bus: 919 851 8077
Fax: 919 851 8107
TRANSPORTATION PLANNING/DESIGN - BRIDGE/STRUCTURE DESIGN
CIVIL/SITE DESIGN - GIS/GPS - CONSTRUCTION OBSERVATION

PROJECT REFERENCE NO.	SHEET NO.
R-5797	2D-1
R/W SHEET NO.	

HYDRAULICS ENGINEER
1/5/2021 | 09:12:11 PST

NORTH CAROLINA PROFESSIONAL SEAL 31977 ENGINEER KEVIN B. ALFORD

DOCUMENT NOT CONSIDERED FINAL UNLESS ALL SIGNATURES COMPLETED

DRAINAGE DETAILS
(NOT TO SCALE)

DETAIL A
SPECIAL CUT BASE DITCH
(Not to Scale)

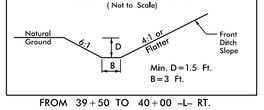

FROM 39+50 TO 40+00 –L– RT.

DETAIL B
SPECIAL CUT DITCH
(Not to Scale)

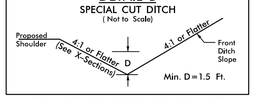

FROM STA 33+00 TO 39+50 –L– RT

DETAIL C
LATERAL 'V' DITCH
(Not to Scale)

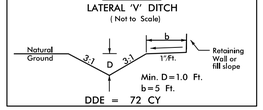

DDE = 72 CY

FROM STA 20+00 TO 22+00 –Y1A– RT

DETAIL D
LATERAL 'V' DITCH
(Not to Scale)

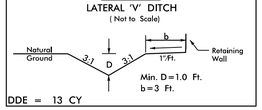

DDE = 13 CY

FROM STA 19+50 TO 20+00 –Y1A– RT

DETAIL E
STANDARD 'V' DITCH
(Not to Scale)

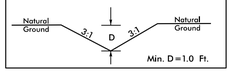

FROM STA 17+06 TO 17+29 –RPB– LT DDE = 25 CY
FROM STA 19+50 TO 19+82 –RPB– LT DDE = 25 CY
FROM STA 22+00 RT TO STA 21+50 –RPB– LT DDE = 50 CY
FROM STA 22+00 TO STA 22+45 Y1A RT DDE = 25 CY

DETAIL F
SPECIAL MEDIAN V DITCH
(Not to Scale)

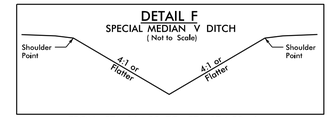

FROM STA. 16+00 TO STA. 17+50 –L–
FROM STA. 20+90 TO STA. 22+36.25 –L–
FROM STA. 26+00 TO STA. 31+50 –L–
FROM STA. 33+80 TO STA. 35+00 –L–
FROM STA. 40+00 TO STA. 41+39.58 –L–
FROM STA. 42+31.14 TO STA. 43+20 –L–
FROM STA. 43+50 TO STA. 49+50 –L–
FROM STA. 51+00 TO STA. 65+50 –L–

DETAIL G
STANDARD BASE DITCH
(Not to Scale)

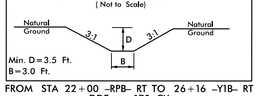

FROM STA 22+00 –RPB– RT TO 26+16 –Y1B– RT
DDE = 170 CY

DETAIL H
SPECIAL LATERAL BASE DITCH
(Not to Scale)

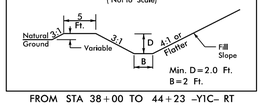

FROM STA 38+00 TO 44+23 –Y1C– RT

DETAIL I
SPECIAL LATERAL 'V' DITCH
(Not to Scale)

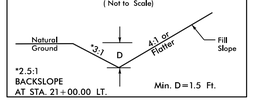

FROM STA 20+00 TO 21+50 –L– LT
FROM STA 18+45 TO 22+06.53 –RPC– RT
FROM STA 20+50 TO 23+00 –RPB– LT

DETAIL J
SPECIAL LATERAL 'V' DITCH
(Not to Scale)

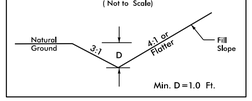

FROM STA 43+80 TO 44+06.5 –Y1C– LT

DETAIL K
SPECIAL LATERAL BASE DITCH
(Not to Scale)

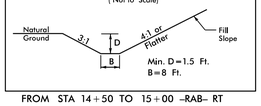

FROM STA 14+50 TO 15+00 –RAB– RT

DETAIL L
SPECIAL LATERAL 'V' DITCH
(Not to Scale)

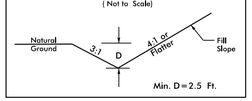

FROM STA. 10+00 TO STA. 17+06 RPB LT.

DETAIL M
SPECIAL LATERAL BASE DITCH
(Not to Scale)

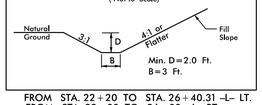

FROM STA. 22+20 TO STA. 26+40.31 –L– LT.
FROM STA. 22+00 TO 26+00 –L– RT.
FROM STA 10+00 TO 18+45.00 –RPC– RT

DETAIL N
SPECIAL LATERAL BASE DITCH
(Not to Scale)

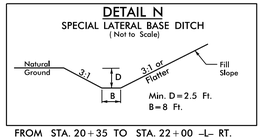

FROM STA. 20+35 TO STA. 22+00 –L– RT.

DETAIL O
SPECIAL CUT DITCH
(Not to Scale)

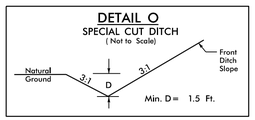

FROM STA 21+00 TO 21+76.50 –Y2– RT

DETAIL P
STANDARD BASE DITCH
(Not to Scale)

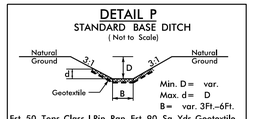

Est. 50 Tons Class I Rip Rap, Est. 90 Sq. Yds Geotextile
Est. 60 Cu. Yds DDE
Type of Liner= CLASS I Rip-Rap

–Y1C– STA. 44+10(LT)
–Y1C– STA. 44+25(RT)

DETAIL Q
SPECIAL CUT DITCH
(Not to Scale)

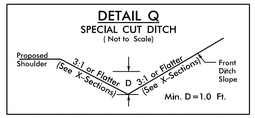

FROM STA 33+50 TO 38+34 –L– LT

DETAIL R
SPECIAL LATERAL BASE DITCH
(Not to Scale)

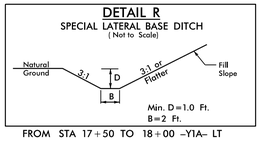

FROM STA 17+50 TO 18+00 –Y1A– LT

DETAIL S
SPECIAL LATERAL BASE DITCH
(Not to Scale)

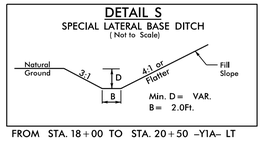

FROM STA. 18+00 TO STA. 20+50 –Y1A– LT

DETAIL T
SPECIAL LATERAL BASE DITCH
(Not to Scale)

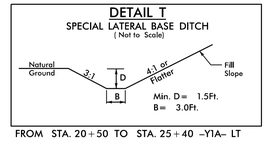

FROM STA. 20+50 TO STA. 25+40 –Y1A– LT

DETAIL U
TOE PROTECTION
(Not to Scale)

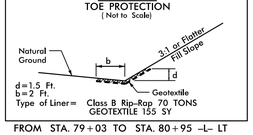

FROM STA. 79+03 TO STA. 80+95 –L– LT

DETAIL V
SPECIAL LATERAL 'V' DITCH
(Not to Scale)

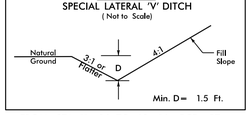

FROM STA 11+36 TO 12+16 –RCD– RT
FROM STA 36+00 TO 38+00 –Y1C– RT

DETAIL W
STANDARD BASE DITCH
(Not to Scale)

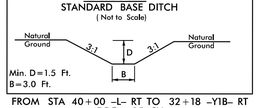

FROM STA 40+00 –L– RT TO 32+18 –Y1B– RT
DDE =25 CY

DETAIL X
RIPRAPPED HOLE FOR PIPE OUTLET
(Not to Scale)

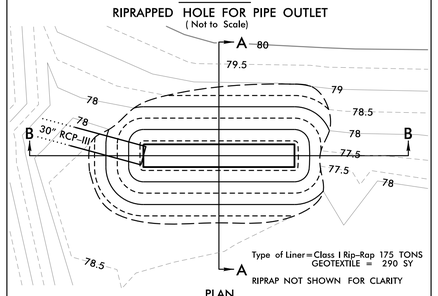

PLAN

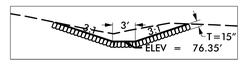

SECTION A–A

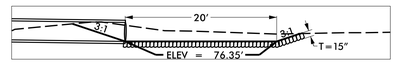

SECTION B–B

AT STA. 20+38 –L– RT

12/17/2020
R-5797_Rdy_PSH_02D-1.dgn
USER:rpeterson
INSERR:Yes
5/14/99