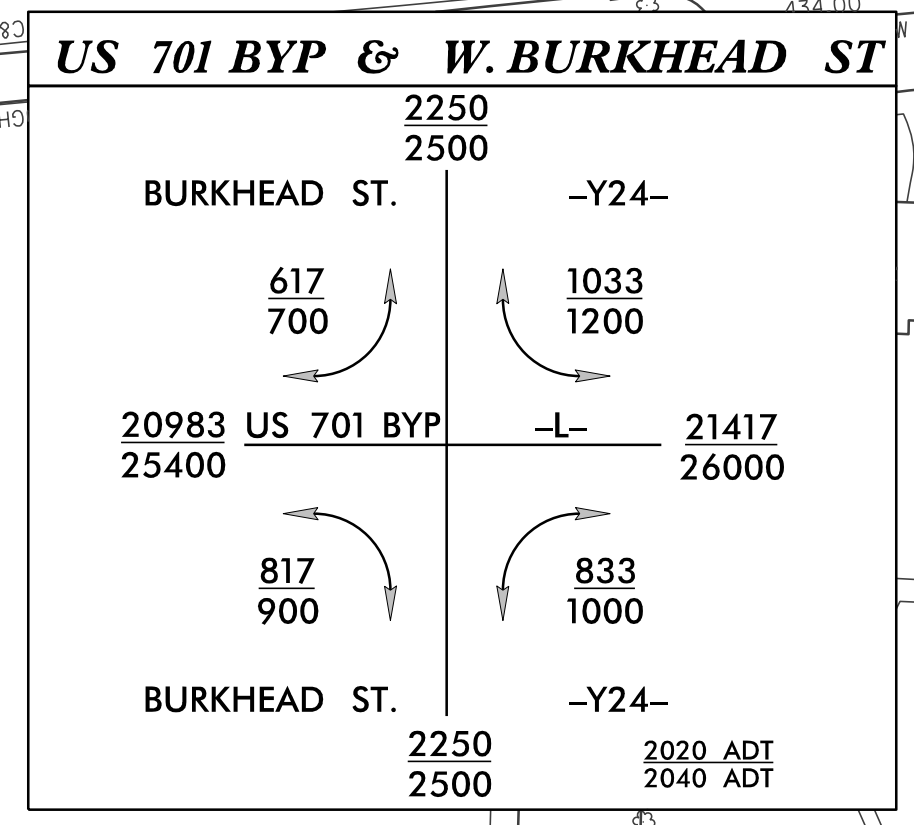
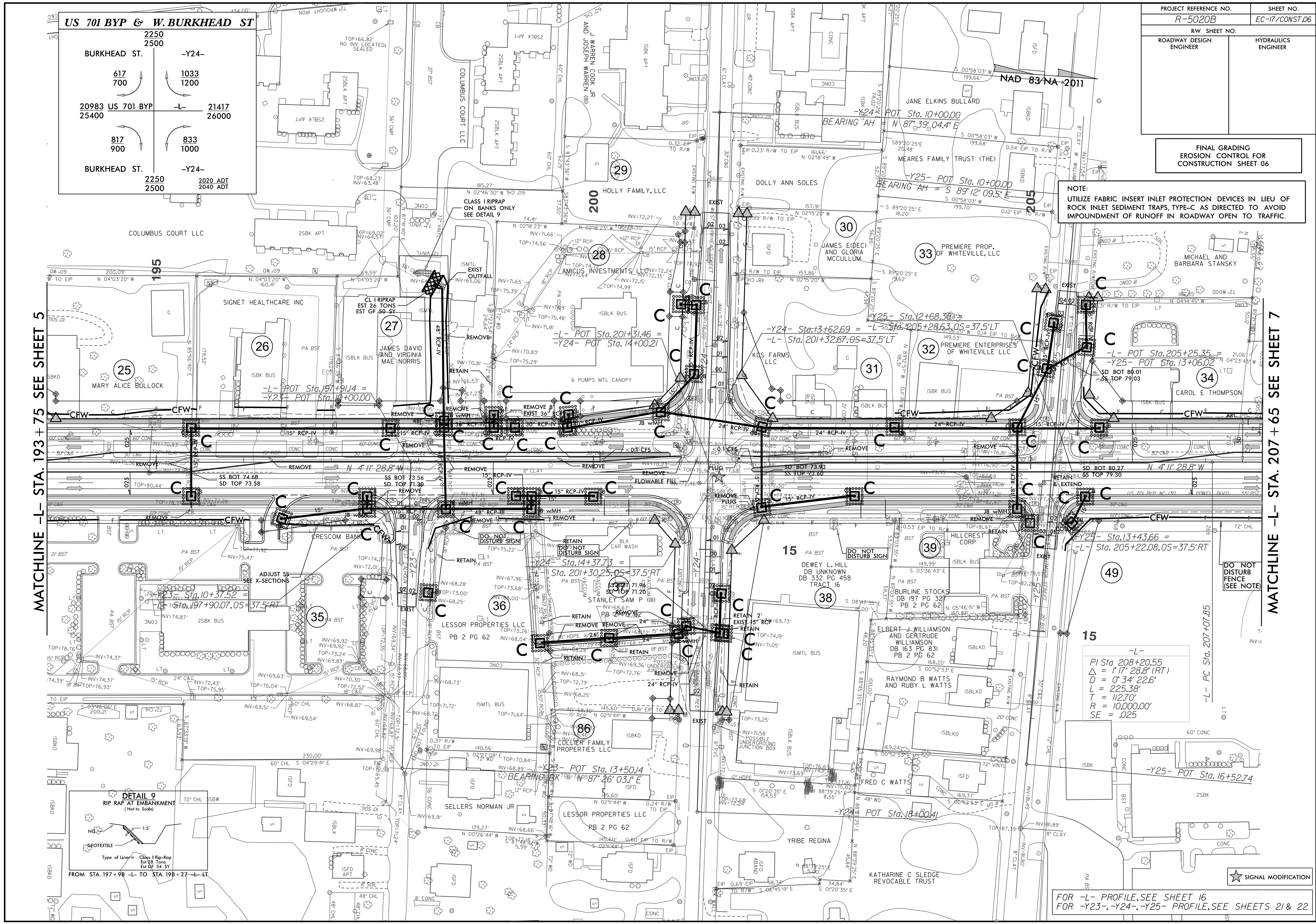


PROJECT REFERENCE NO.	SHEET NO.
R-5020B	EC-17/CONST.06
RW SHEET NO.	
ROADWAY DESIGN ENGINEER	HYDRAULICS ENGINEER

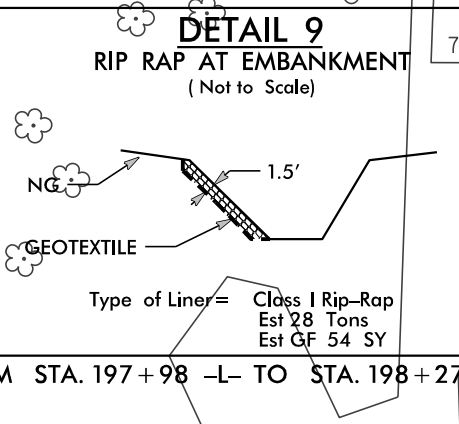
FINAL GRADING
EROSION CONTROL FOR
CONSTRUCTION SHEET 06

NOTE:
UTILIZE FABRIC INSERT INLET PROTECTION DEVICES IN LIEU OF
ROCK INLET SEDIMENT TRAPS, TYPE-C AS DIRECTED TO AVOID
IMPOUNDMENT OF RUNOFF IN ROADWAY OPEN TO TRAFFIC.



MATCHLINE -L- STA. 193 + 75 SEE SHEET 5

MATCHLINE -L- STA. 207 + 65 SEE SHEET 7



-L-
 P Sta. 208+20.55
 Δ = 117' 28.8" (RT)
 D = 0' 34' 22.6"
 L = 225.38'
 T = 112.70'
 R = 10,000.00'
 SE = .025

FOR -L- PROFILE, SEE SHEET 16
 FOR -Y23-, -Y24-, -Y25- PROFILE, SEE SHEETS 21 & 22

