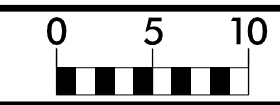
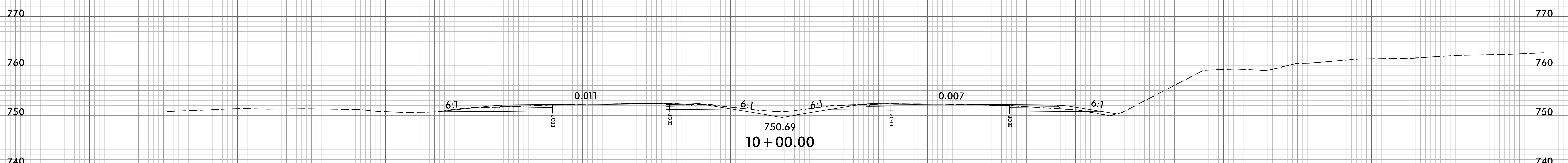
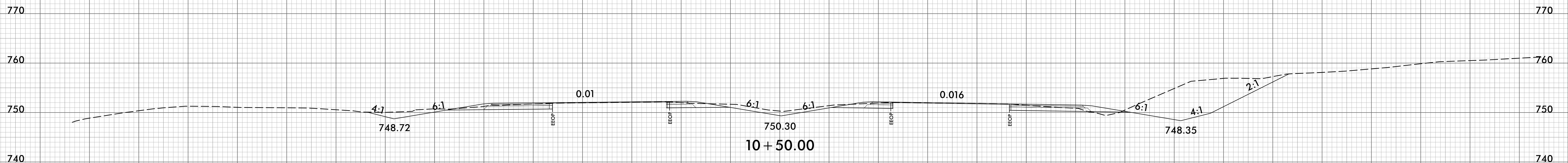
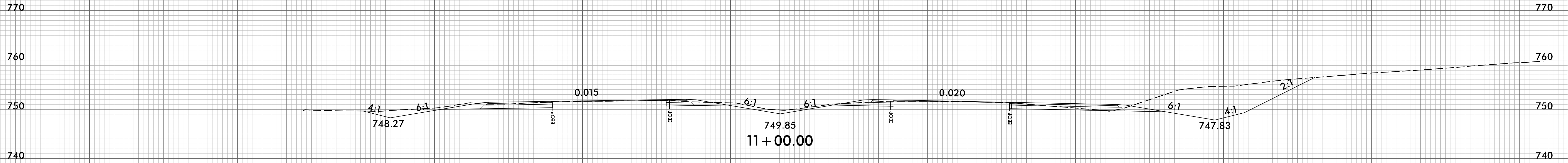


6/23/16



PROJ. REFERENCE NO.	SHEET NO.
BR-0042	X-15

150 140 130 120 110 100 90 80 70 60 50 40 30 20 10 0 10 20 30 40 50 60 70 80 90 100 110 120 130 140 150



BEGIN CONSTRUCTION
-Y- STA. 10+00.00

-Y-

150 140 130 120 110 100 90 80 70 60 50 40 30 20 10 0 10 20 30 40 50 60 70 80 90 100 110 120 130 140 150

I:\2019\06\23\16\CorridorModeling\BR-0042_Rdy_XPL_Y.dgn
T:\K\1012