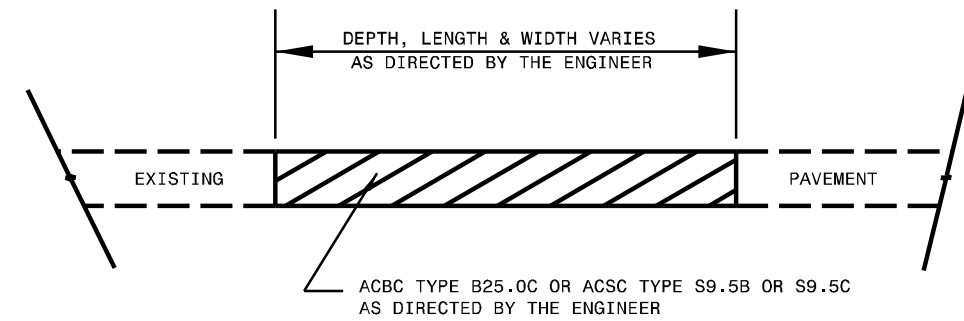
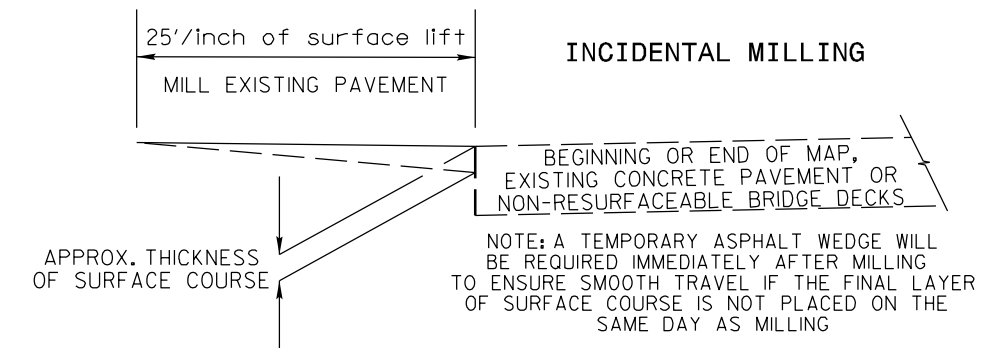


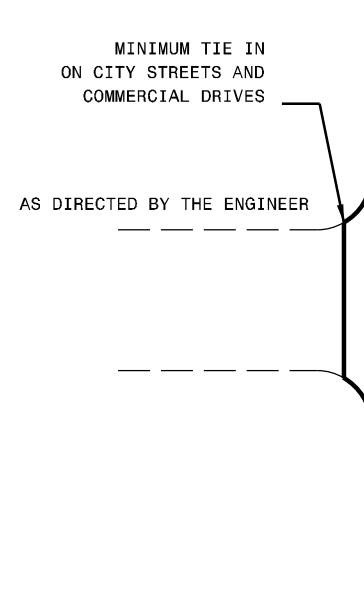
ASPHALT CONCRETE SURFACE COURSE (LEVELING COURSE)



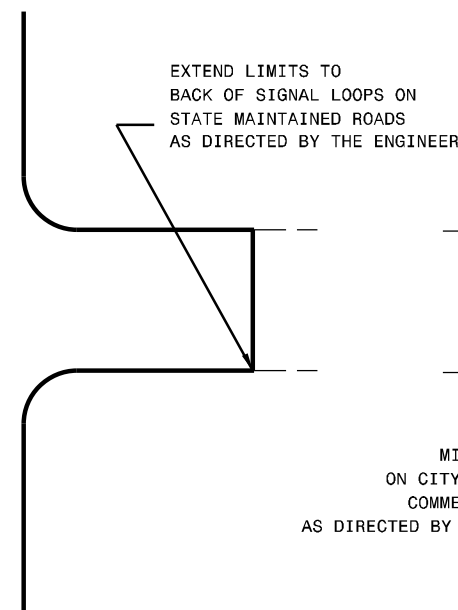
PATCHING EXISTING PAVEMENT
MILLING TO BE PERFORMED PRIOR TO PATCHING



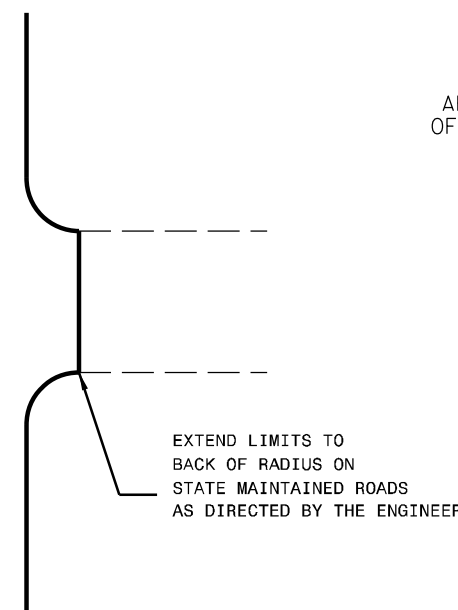
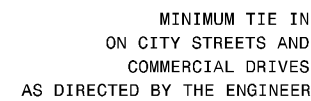
INCIDENTAL MILLING



DETAIL OF PROJECT LIMITS AT SIGNALIZED Y LINES



DETAIL OF PROJECT LIMITS AT UNSIGNALIZED Y LINES



NOTES

ALL UNPAVED S.R. ROADS TO BE RESURFACED 50' FROM EDGE OF PAVEMENT OF MAIN PROJECT

ALL PAVED S.R. ROADS TO BE RESURFACED TO THE ENDS OF THE RADIUS OR AS DIRECTED BY THE ENGINEER.

EDGES, PAVEMENT WIDENING, INTERSECTIONS AND BRIDGE FLARES ARE INCLUDED IN THE TABLE OF QUANTITIES.

BRIDGES TO BE RESURFACED AT LOCATIONS AND TO DEPTH AS DIRECTED BY THE ENGINEER.