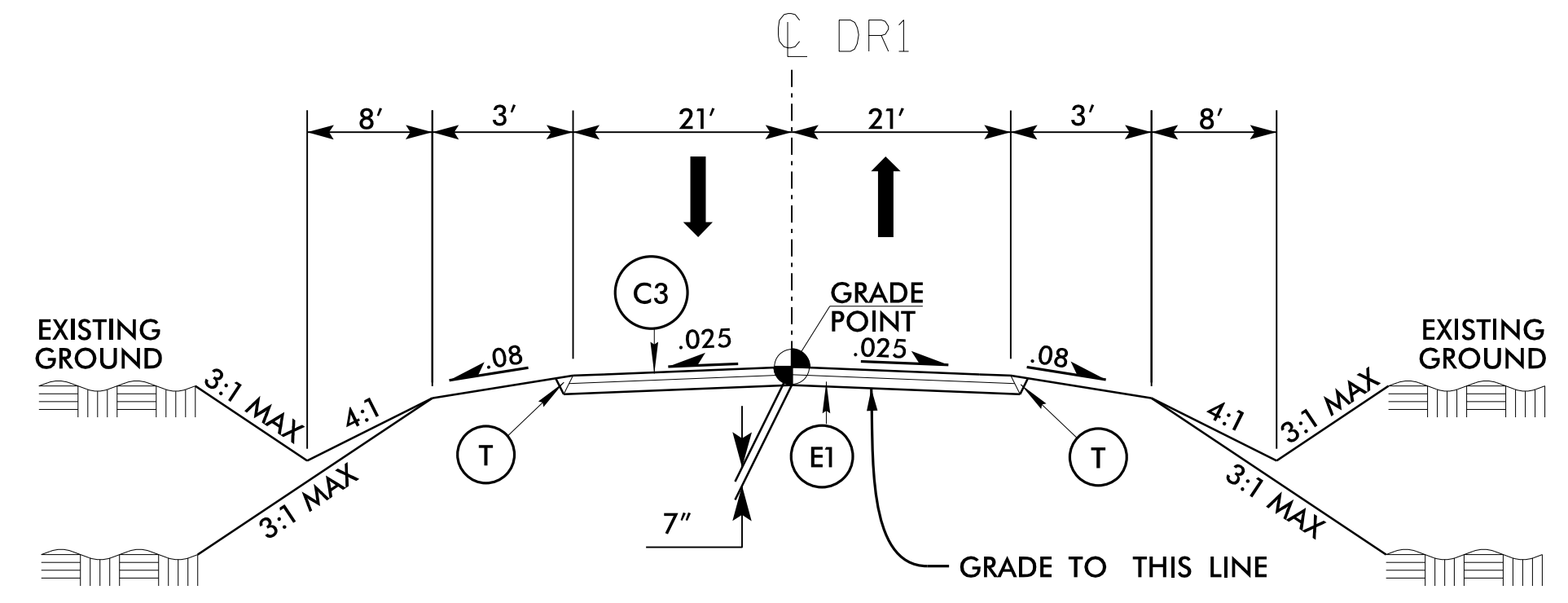


WETHERILL ENGINEERING
 1223 Jones Franklin Rd.
 Raleigh, N.C. 27606
 License No. F-0377
 Bus: 919 851 8077
 Fax: 919 851 8107

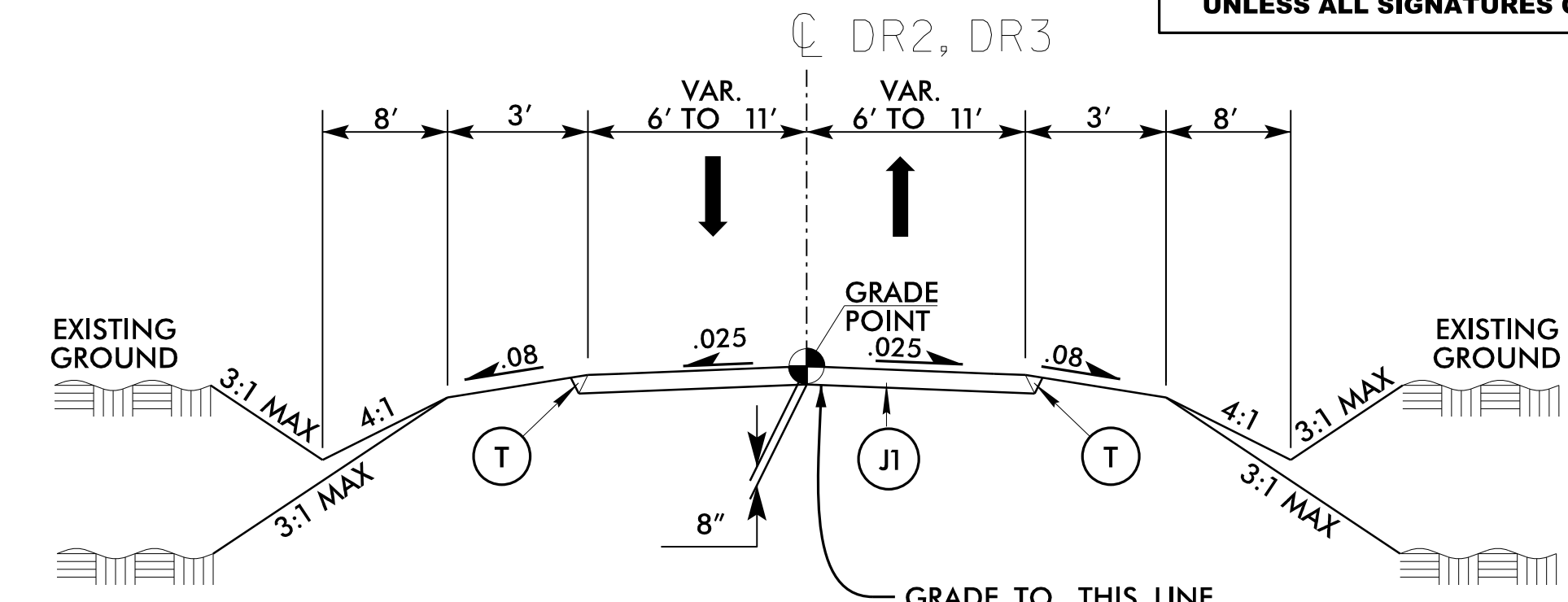
TRANSPORTATION PLANNING/DESIGN - BRIDGE/STRUCTURE DESIGN
 CIVIL/SITE DESIGN - GIS/GPS - CONSTRUCTION OBSERVATION

**DOCUMENT NOT CONSIDERED FINAL
 UNLESS ALL SIGNATURES COMPLETED**

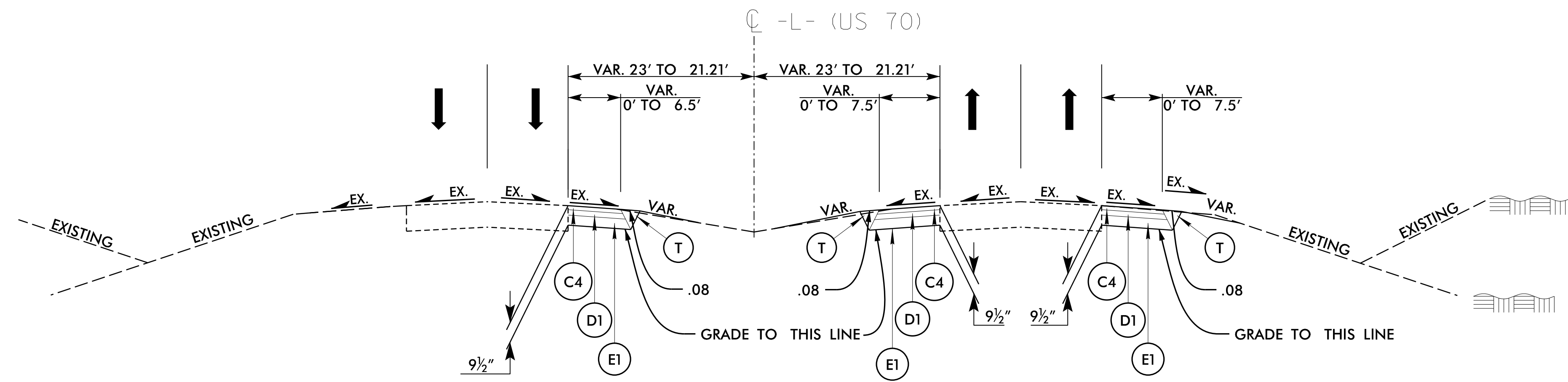
PROJECT REFERENCE NO. W-5600	SHEET NO. 2A-5
ROADWAY DESIGN ENGINEER 2/22/2021 <i>Jonathan C. Refner</i>	PAVEMENT DESIGN ENGINEER 2/22/2021 <i>Andrew D. Wray</i>



TYPICAL SECTION NO. 9
 USE TYPICAL SECTION NO. 9
 -DR1- STA. 10+12.00 TO -DR1- STA. 11+40.00



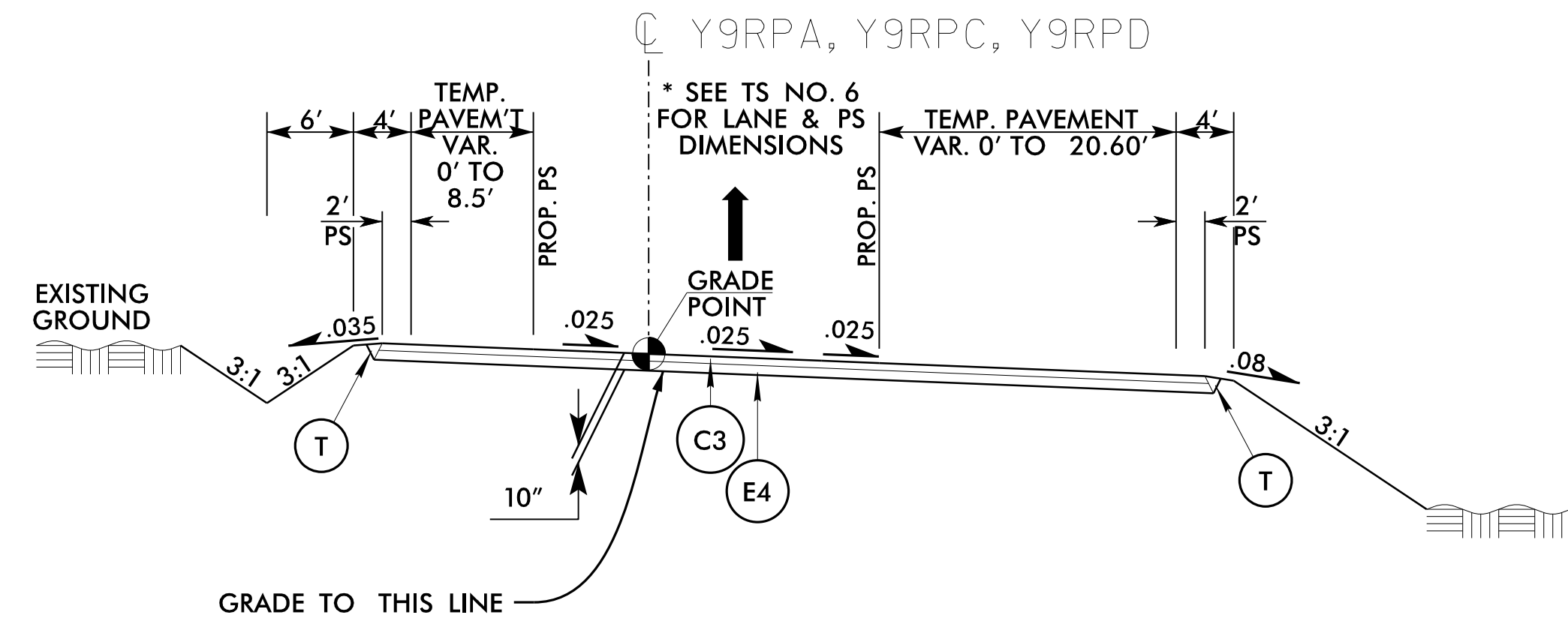
TYPICAL SECTION NO. 10
 USE TYPICAL SECTION NO. 10
 -DR2- STA. 10+20.00 TO -DR2- STA. 12+70.00
 -DR3- STA. 10+12.00 TO -DR3- STA. 12+00.00



TYPICAL SECTION NO. 11
 TEMPORARY PAVEMENT LOCATIONS

USE TYPICAL SECTION NO. 11

- L- STA. 26+00 +/- TO -L- STA. 67+74 +/- MED LT.
- L- STA. 69+04 +/- TO -L- STA. 103+84 +/- MED LT.
- L- STA. 105+45 +/- TO -L- STA. 152+00 +/- MED LT.
- L- STA. 173+40 +/- TO -L- STA. 200+00 +/- MED LT.
- L- STA. 236+51 +/- TO -L- STA. 245+38 +/- MED LT.
- L- STA. 281+30 +/- TO -L- STA. 285+30 +/- MED LT.
- L- STA. 26+57 +/- TO -L- STA. 67+76 +/- MED RT.
- L- STA. 69+02 +/- TO -L- STA. 103+83 +/- MED RT.
- L- STA. 105+44 +/- TO -L- STA. 152+00 +/- MED RT.
- L- STA. 173+40 +/- TO -L- STA. 205+13 +/- MED RT.
- L- STA. 219+57 +/- TO -L- STA. 245+40 +/- MED RT.
- L- STA. 246+30 +/- TO -L- STA. 257+78 +/- MED RT.
- L- STA. 258+54 +/- TO -L- STA. 272+28 +/- MED RT.
- L- STA. 277+63 +/- TO -L- STA. 283+92 +/- MED RT.
- L- STA. 233+00 +/- TO -L- STA. 243+55 +/- RT.



TYPICAL SECTION NO. 12
 TEMPORARY PAVEMENT LOCATIONS

USE TYPICAL SECTION NO. 12

- Y9RPA- STA. 22+88 +/- TO -Y9RPA- STA. 26+55.71 RT.
- Y9RPC- STA. 21+00 +/- TO -Y9RPC- STA. 25+51 +/- RT.
- Y9RPC- STA. 22+60 +/- TO -Y9RPC- STA. 25+48 +/- LT
- Y9RPD- STA. 22+50 +/- TO -Y9RPD- STA. 23+90 +/- LT. (REVERSE TYPICAL)
- Y9RPD- STA. 10+00 +/- TO -Y9RPD- STA. 16+84 +/- LT. (REVERSE TYPICAL)

PAVEMENT SCHEDULE	
ITEM	DESCRIPTION
C1	1 1/2" S9.5B
C2	1 1/2" S9.5D
C3	3" S9.5B
C4	3" S9.5D
C5	VAR. S9.5B
C6	VAR. S9.5D
D1	2 1/2" I19.0C
D2	4" I19.0C
D3	VAR. I19.0C
E1	4" B25.0C
E2	4 1/2" B25.0C
E3	5 1/2" B25.0C
E4	7" B25.0C
E5	8" B25.0C
E6	VAR. B25.0C
J1	8" ABC
R1	2'-6" C & G
R2	5" MCI
R3	DOUBLE FACE CONC. BARRIER
S	4" SIDEWALK
T	EARTH MATERIAL
U	EXIST. PAVEMENT
V1	2 1/2" MILLING
V2	2 1/2" TO 4" VAR. MILLING
W1	WEDGING
W2	WEDGING
Y	MILLED RUMBLE STRIPS