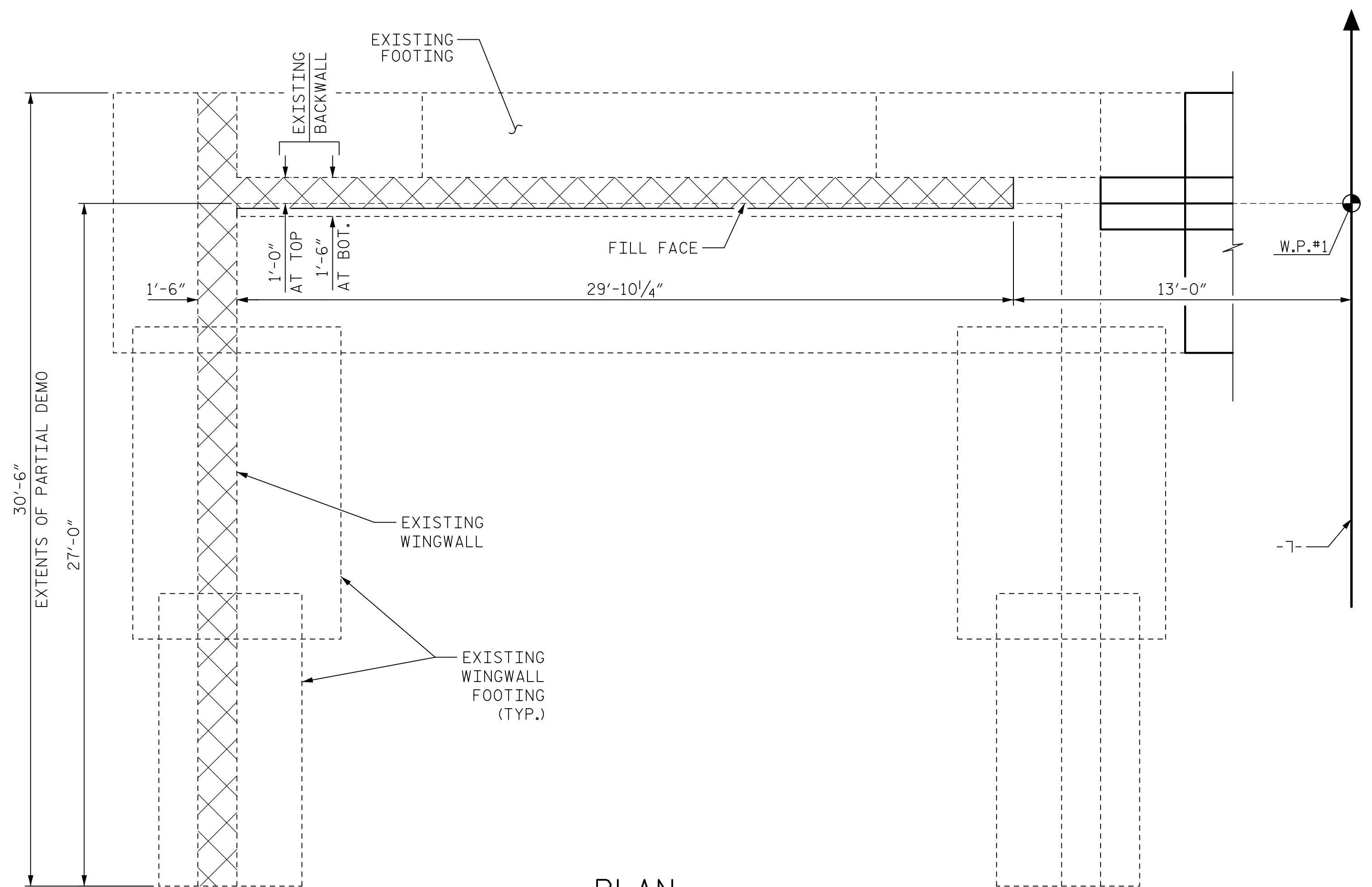
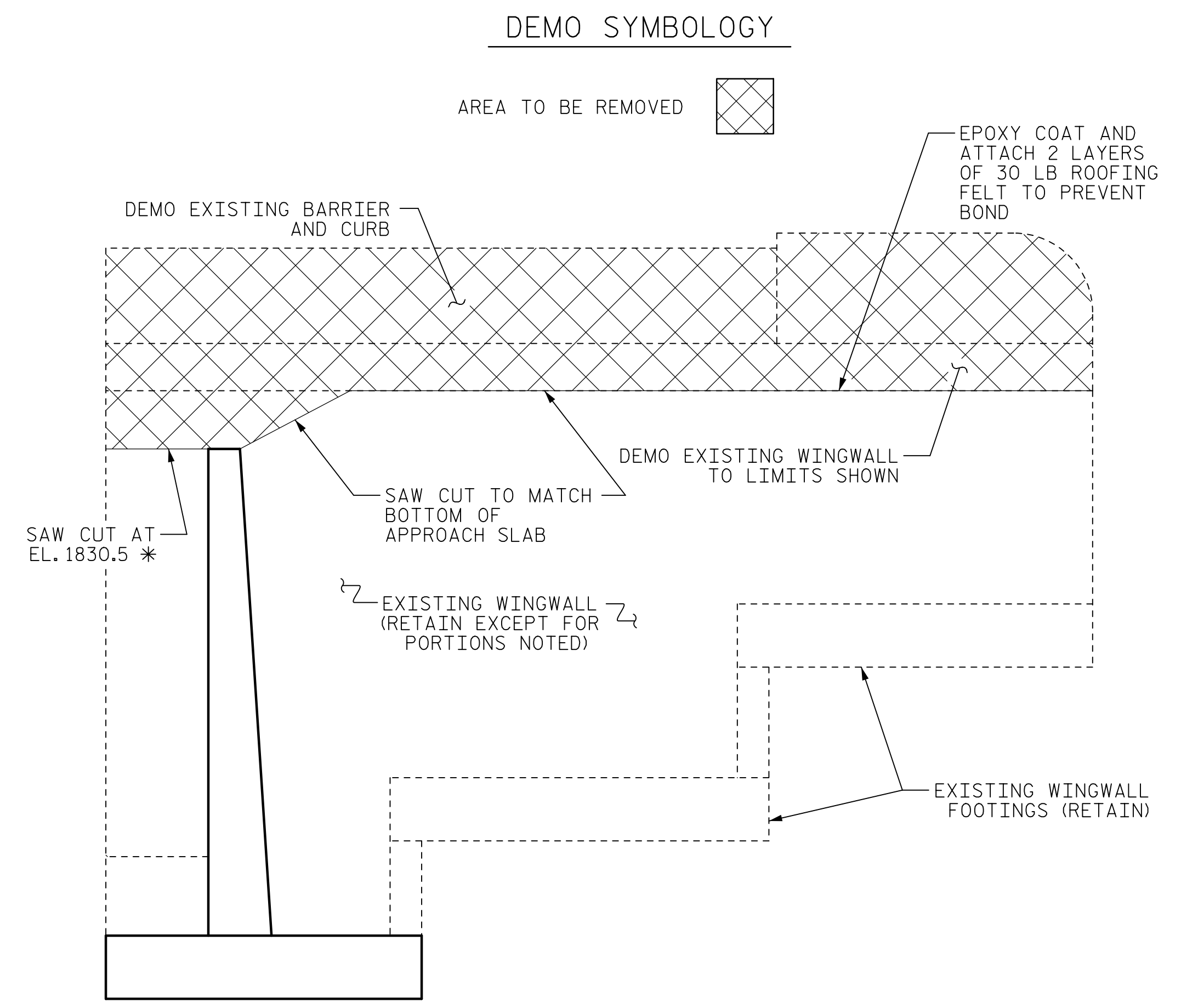


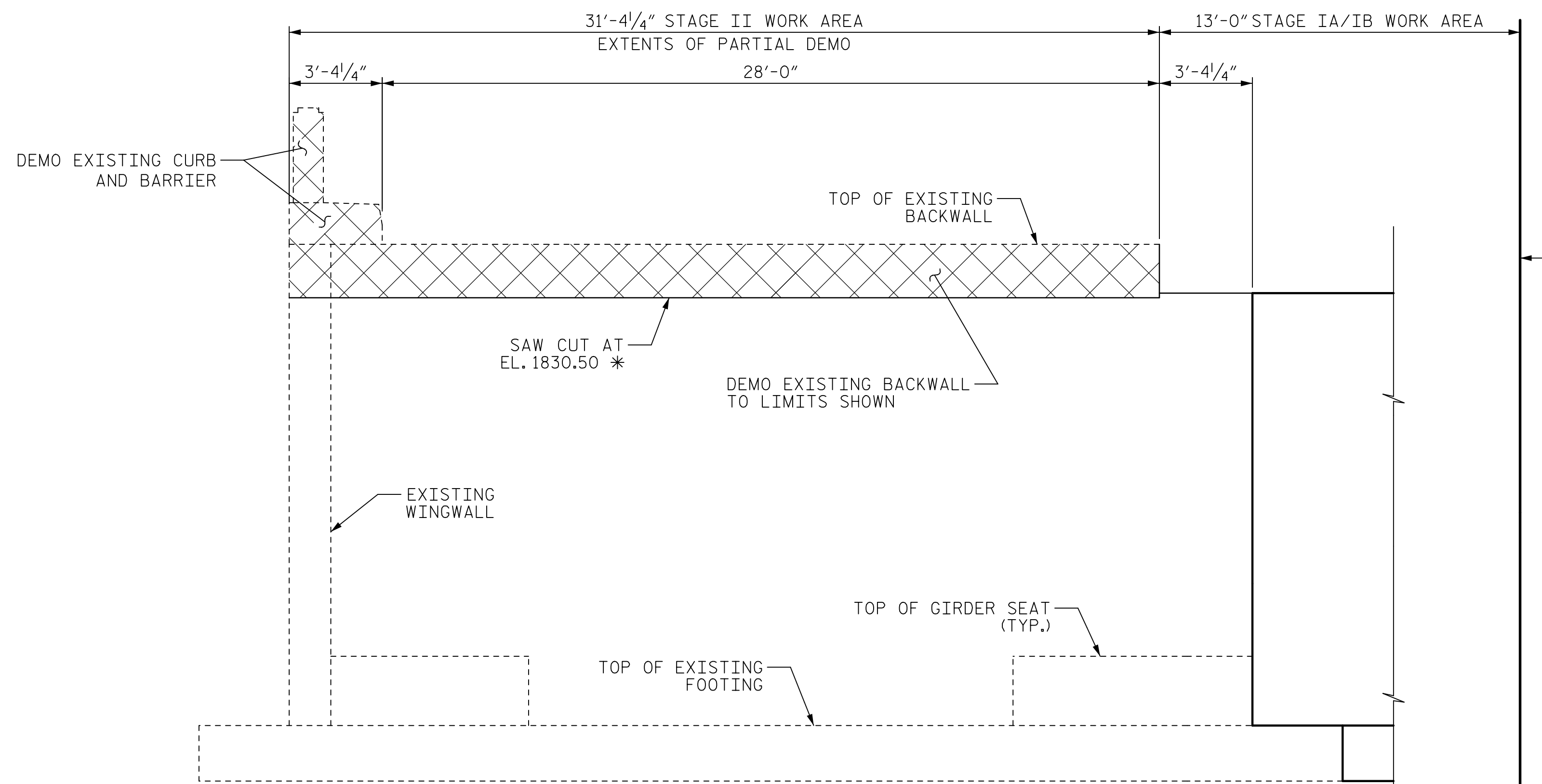
DATE: 2/27/2020
TIME: 4:05:44 PM



PLAN



EXISTING WINGWALL ELEVATION



ELEVATION

STAGE III CONSTRUCTION SEQUENCE

1. DEMO EXISTING BARRIER AND CURB ON WINGWALL.
2. SAW CUT AND DEMO EXISTING BACKWALL TO ELEVATIONS AND LIMITS SHOWN.
3. SAW CUT AND DEMO EXISTING WINGWALL TO ELEVATIONS AND LIMITS SHOWN.

NOTES:

DATA ON EXISTING END BENTS SHOWN BASED ON THE BEST AVAILABLE INFORMATION. THE CONTRACTOR SHALL VERIFY ALL DIMENSIONS AND MEASUREMENTS PRIOR TO BEGINNING CONSTRUCTION AND REPORT ALL VARIATIONS TO THE ENGINEER. THE CONTRACTOR SHALL HAVE NO CLAIM WHATSOEVER AGAINST THE DEPARTMENT DUE TO VARIATION BETWEEN THE PLANS AND EXISTING STRUCTURE.


EXTENTS OF THE SAW CUTS SHALL NOT EXCEED THE STAGE III LIMITS SHOWN.

DEMOLITION LIMITS ARE SHOWN FOR THE CONVENIENCE OF THE CONTRACTOR. THE CONTRACTOR SHALL SUBMIT DETAILED DEMOLITION SEQUENCES AND SHALL BE RESPONSIBLE FOR THE STABILITY OF THE PARTIALLY DEMOLISHED END BENT THROUGHOUT THE DURATION OF CONSTRUCTION.

* TOP OF BACKWALL ELEVATION SHALL MATCH TOP OF EXISTING FLOORBEAM AT END BENT.

PROJECT NO. 15BPR.20
HENDERSON COUNTY
STATION: 35+30.22 -L-

SHEET 5 OF 5



STATE OF NORTH CAROLINA
DEPARTMENT OF TRANSPORTATION
RALEIGH
SUBSTRUCTURE
END BENT 1
STAGE III

REVISIONS						SHEET NO.
NO.	BY:	DATE:	NO.	BY:	DATE:	S-116
1			3			TOTAL SHEETS
2			4			129

DOCUMENT NOT CONSIDERED FINAL UNLESS ALL SIGNATURES COMPLETED

DRAWN BY : H. ROSEMOND	DATE : 1/2019
CHECKED BY : G. COLS	DATE : 1/2019
DESIGNED BY : K. MUENCH	DATE : 1/2019
DESIGN CHECKED BY : J. SLOAN	DATE : 1/2019

USER: Hersh Rosemond
DN: R:\Structures\04 Drawings\01_ZIT_15BPR20_SML\EB5.dgn