


DATE: 2/27/2020 TIME: 3:58:48 PM
USER: Merch Rosemond DOB: R:\Structures\04 Drawings\401_189_15BPR20_SML_S1102.dgn

PR-I-14




PR-I-1




PR-I-5



PR-I-15



PR-I-2



PR-I-6



PR-I-16



PR-I-3



PR-I-17



PR-I-4




PHOTO LOCATION LEGEND

- PR-I-1 GIRDER 1, PANEL POINT 26, AT BOTTOM CROSSFRAME CONNECTION: PACK RUST BETWEEN GUSSET PLATE AND CROSSFRAME BOTTOM CHORD AND LATERAL BRACING MEMBERS.
- PR-I-2 GIRDER 1, PANEL POINT 20, AT BOTTOM CROSSFRAME CONNECTION: PACK RUST BETWEEN GUSSET PLATE AND LATERAL BRACING MEMBERS.
- PR-I-3 GIRDER 1, PANEL POINT 18, AT BOTTOM CROSSFRAME CONNECTION: PACK RUST BETWEEN GUSSET PLATE AND LATERAL BRACING MEMBERS.
- PR-I-4 GIRDER 1, PANEL POINT 15, AT BOTTOM CROSSFRAME CONNECTION: PACK RUST BETWEEN GUSSET PLATE AND LATERAL BRACING MEMBERS.
- PR-I-5 GIRDER 1, PANEL POINT 15, AT BOTTOM CROSSFRAME CONNECTION: PACK RUST BETWEEN GUSSET PLATE AND CROSSFRAME BOTTOM CHORD.
- PR-I-6 GIRDER 2, PANEL POINT 15, AT BOTTOM CROSSFRAME CONNECTION: PACK RUST BETWEEN GUSSET PLATE AND CROSSFRAME BOTTOM CHORD.
- PR-I-7 GIRDER 3, PANEL POINT 12, AT BOTTOM CROSSFRAME CONNECTION: PACK RUST BETWEEN GUSSET PLATE AND CROSSFRAME BOTTOM CHORD AND LATERAL BRACING MEMBERS.
- PR-I-8 GIRDER 3, PANEL POINT 26, AT BOTTOM CROSSFRAME CONNECTION: PACK RUST BETWEEN GUSSET PLATE AND CROSSFRAME BOTTOM CHORD AND LATERAL BRACING MEMBERS.
- PR-I-9 GIRDER 4, PANEL POINT 12, AT BOTTOM CROSSFRAME CONNECTION: PACK RUST BETWEEN GUSSET PLATE AND CROSSFRAME BOTTOM CHORD AND LATERAL BRACING MEMBERS.
- PR-I-10 GIRDER 3, PANEL POINT 10, AT BOTTOM CROSSFRAME CONNECTION: PACK RUST BETWEEN GUSSET PLATE AND CROSSFRAME BOTTOM CHORD AND LATERAL BRACING MEMBERS.
- PR-I-11 GIRDER 3, PANEL POINT 15, AT BOTTOM CROSSFRAME CONNECTION: PACK RUST BETWEEN GUSSET PLATE AND CROSSFRAME BOTTOM CHORD AND LATERAL BRACING MEMBERS.
- PR-I-12 GIRDER 3, PANEL POINT 18, AT BOTTOM CROSSFRAME CONNECTION: PACK RUST BETWEEN GUSSET PLATE AND CROSSFRAME BOTTOM CHORD AND LATERAL BRACING MEMBERS.
- PR-I-13 GIRDER 3, PANEL POINT 23, AT BOTTOM CROSSFRAME CONNECTION: PACK RUST BETWEEN GUSSET PLATE AND CROSSFRAME BOTTOM CHORD.
- PR-I-14 GIRDER 3, PANEL POINT 29, AT BOTTOM CROSSFRAME CONNECTION: PACK RUST BETWEEN GUSSET PLATE AND CROSSFRAME BOTTOM CHORD AND LATERAL BRACING MEMBERS.
- PR-I-15 GIRDER 4, PANEL POINT 6, AT BOTTOM CROSSFRAME CONNECTION: PACK RUST BETWEEN GUSSET PLATE AND CROSSFRAME BOTTOM CHORD AND LATERAL BRACING MEMBERS.
- PR-I-16 GIRDER 4, PANEL POINT 9, AT BOTTOM CROSSFRAME CONNECTION: PACK RUST BETWEEN GUSSET PLATE AND CROSSFRAME BOTTOM CHORD AND LATERAL BRACING MEMBERS.
- PR-I-17 GIRDER 4, PANEL POINT 35, AT BOTTOM CROSSFRAME CONNECTION: PACK RUST BETWEEN GUSSET PLATE AND CROSSFRAME BOTTOM CHORD AND LATERAL BRACING MEMBERS.

PROJECT NO. 15BPR.20
HENDERSON COUNTY
 STATION: 35+30.22 -L-

SHEET 12 OF 14



STATE OF NORTH CAROLINA
 DEPARTMENT OF TRANSPORTATION
 RALEIGH

REHABILITATION

STRUCTURAL STEEL
 REPAIRS

REVISIONS

NO.	BY:	DATE:	NO.	BY:	DATE:
1			3		
2			4		

SHEET NO.

S-92
 TOTAL SHEETS
 129

PACK RUST REPAIRS
 FOR REPRESENTATION ONLY

DOCUMENT NOT CONSIDERED
 FINAL UNLESS ALL
 SIGNATURES COMPLETED

DRAWN BY : H. ROSEMOND DATE : 2/2019
 CHECKED BY : G. COLS DATE : 2/2019
 DESIGNED BY : J. SLOAN DATE : 2/2019
 DESIGN CHECKED BY : E. ZHOU DATE : 2/2019