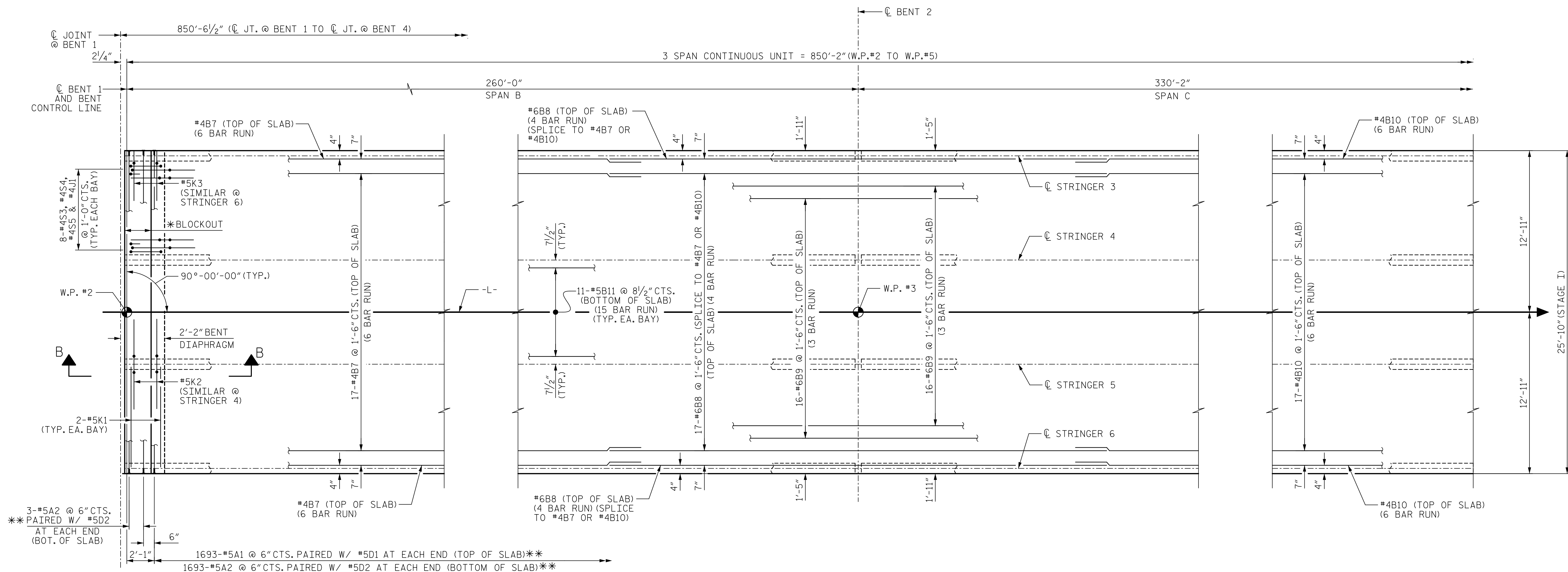


DATE: 2/27/2020  
TIME: 3:23:45 PM

USER: MchRosenmond  
DN: R:\Structures\04 Drawings\01\_067\_15BPR20\_SMU\_S2.dgn

TOTAL LENGTH = 1049'-9" (W.P.#1 TO W.P.#6)



**NOTES:**

FOR POURING SEQUENCE AND DIRECTION, AND TRANSVERSE CONSTRUCTION JOINT DETAIL AND LOCATION, SEE "POURING SEQUENCE" SHEET.

INTERMEDIATE STEEL DIAPHRAGMS NOT SHOWN FOR CLARITY, FOR LOCATION, SEE "FRAMING PLAN" SHEETS.

MECHANICAL COUPLERS FOR MEDIAN BARRIER REQUIRED BUT NOT SHOWN, SEE "CONCRETE MEDIAN BARRIER" SHEET FOR LOCATION AND DETAILS.

\* FOR BLOCKOUT DIMENSIONS, SEE "MOLDED RUBBER SEGMENTAL EXPANSION JOINT" DETAILS SHEETS.

\*\* FOR MECHANICAL COUPLERS FOR STAGED CONSTRUCTION, SEE TYPICAL SECTION SHEETS AND TYPICAL SECTION DETAILS SHEETS.

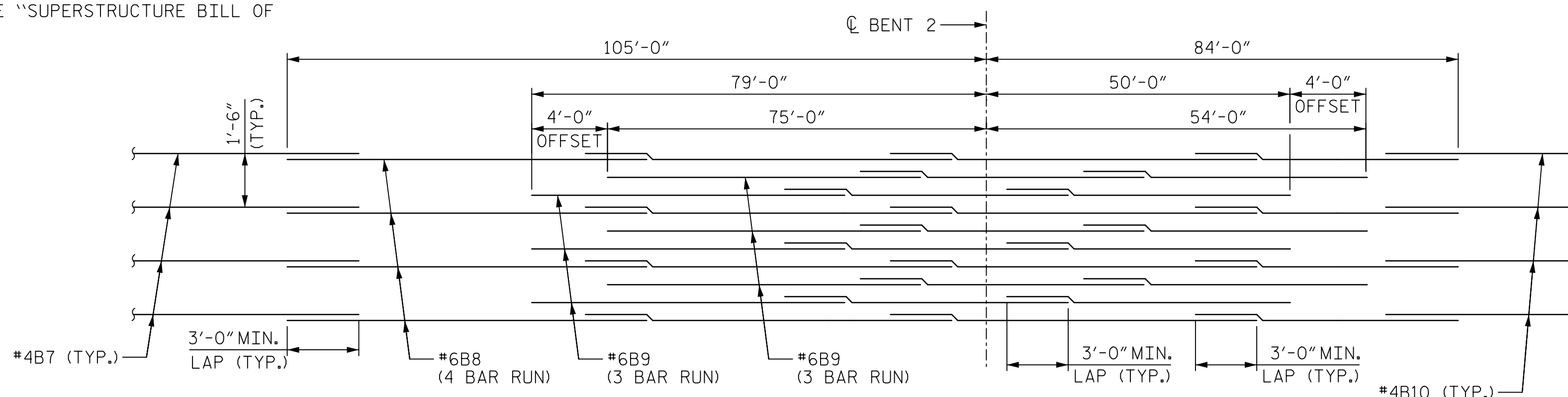
FOR MINIMUM SPLICE LENGTHS, SEE "SUPERSTRUCTURE BILL OF MATERIAL" SHEETS.

SPAN B

SPAN C

**PARTIAL PLAN OF SPANS B AND C**

(FOR LOCATIONS OF #6B8 & #6B9 OVER BENT 2, SEE LAYOUT DETAIL BELOW.)




**TOP OF SLAB "B" BAR REINFORCEMENT LAYOUT OVER BENT 2**

DRAWN BY : M.K. TOM	DATE : 1/2019
CHECKED BY : G.R. COLS	DATE : 1/2019
DESIGNED BY : H.T. ROSEMOND	DATE : 1/2019
DESIGN CHECKED BY : G.R. COLS	DATE : 1/2019

DOCUMENT NOT CONSIDERED FINAL UNLESS ALL SIGNATURES COMPLETED

PROJECT NO. 15BPR.20  
HENDERSON COUNTY  
 STATION: 35+30.22 -L-

SHEET 2 OF 13



STATE OF NORTH CAROLINA  
 DEPARTMENT OF TRANSPORTATION  
 RALEIGH

SUPERSTRUCTURE  
 PLAN OF SPANS  
 SPAN B & PART SPAN C  
 STAGE I

REVISIONS						SHEET NO.
NO.	BY:	DATE:	NO.	BY:	DATE:	S-34
1			3			TOTAL SHEETS
2			4			129