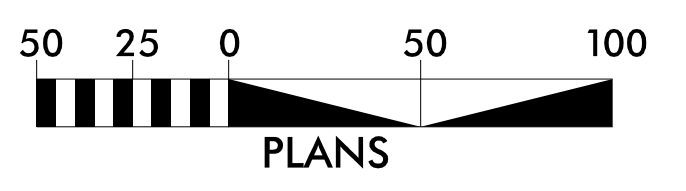



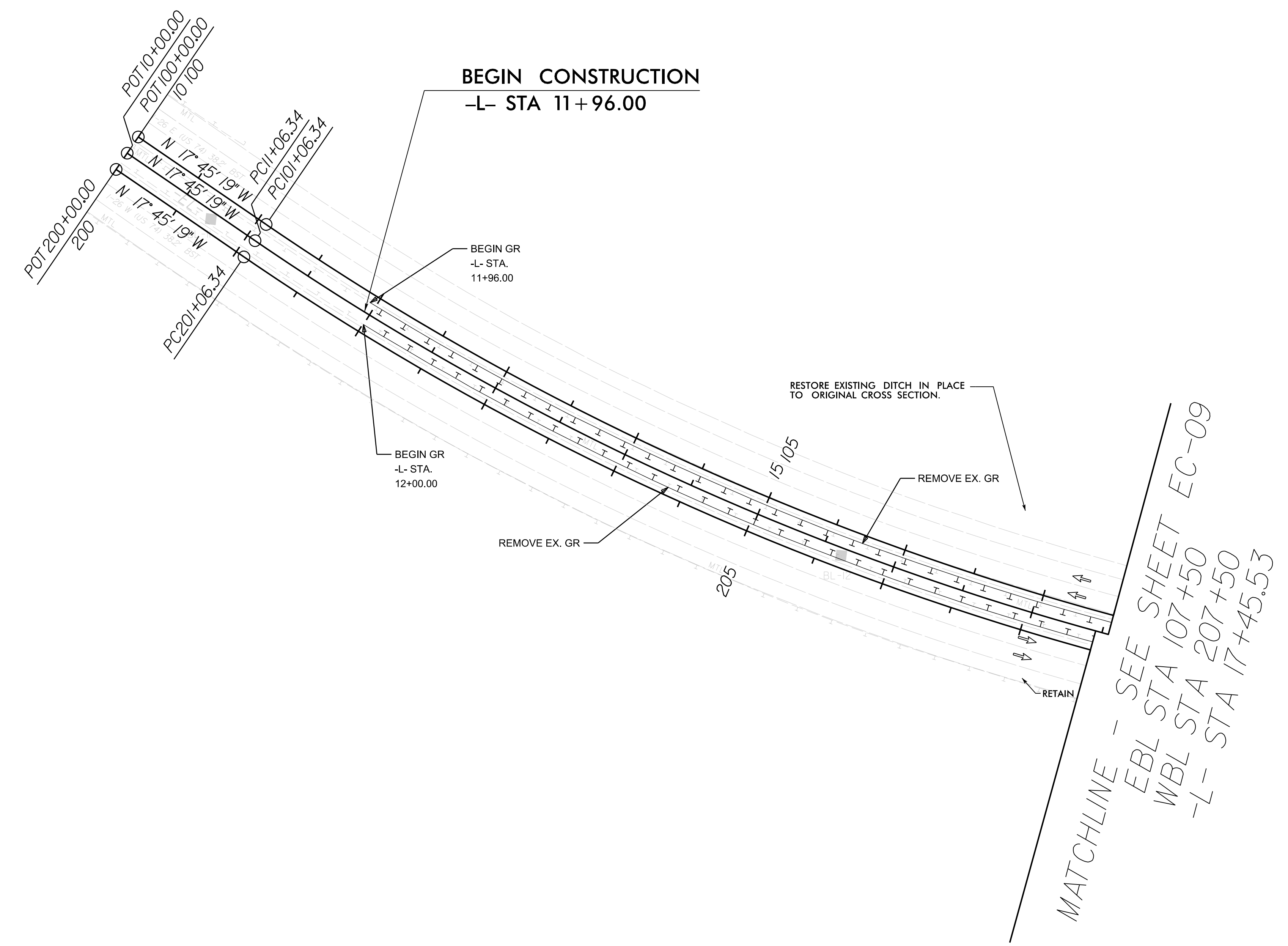
5/14/99

PROJECT REFERENCE NO.	SHEET NO.
15BPR.20	EC-08/CONST.4
RW SHEET NO.	
Prepared in the Office of: <b>AECOM</b>	
<small>NC FIRM LICENSE No.F-0342 701 Corporate Center Drive, Suite 475 Raleigh, NC 27607 (919) 854-6200 • (919) 854-6259(FAX)</small>	



<u>Curve EBLI</u>	<u>Curve -L-L</u>	<u>Curve WBLI</u>
PI = 106+99.65	PI = 17+03.83	PI = 207+08.01
DELTA = 34° 24' 12.03" (LT)	DELTA = 34° 24' 12.03" (LT)	DELTA = 34° 24' 12.03" (LT)
D = 2° 59' 23"	D = 2° 58' 07"	D = 2° 56' 53"
T = 593.32'	T = 597.50'	T = 601.68'
L = 1150.77'	L = 1158.87'	L = 1166.98'
R = 1916.50'	R = 1930.00'	R = 1943.50'
PC = 101+06.34	PC = 11+06.34	PC = 201+06.34
PT = 112+57.10	PT = 22+65.21	PT = 212+73.31
V = 60 MPH	V = 60 MPH	V = 60 MPH

BL-10



FOR EBL PROFILE SEE SHEET 8  
FOR WBL PROFILE SEE SHEET 8

R:\Environment\15bpr\201\design\15bpr-201\_REU\_EC08.dgn  
11:47:43 AM  
15/05/2011