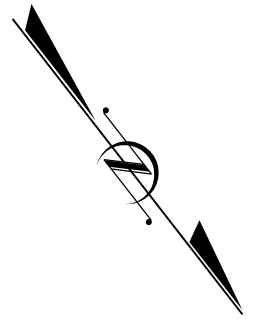
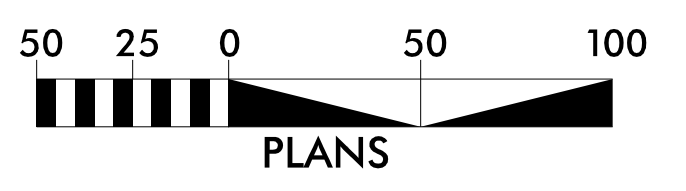


5/14/99

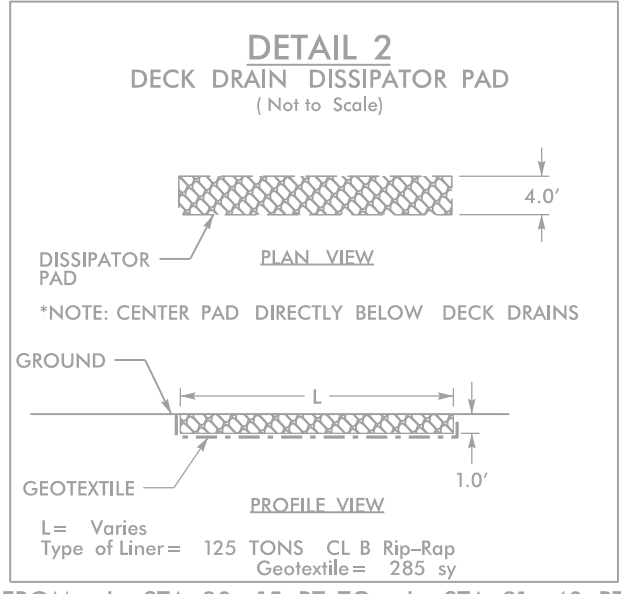
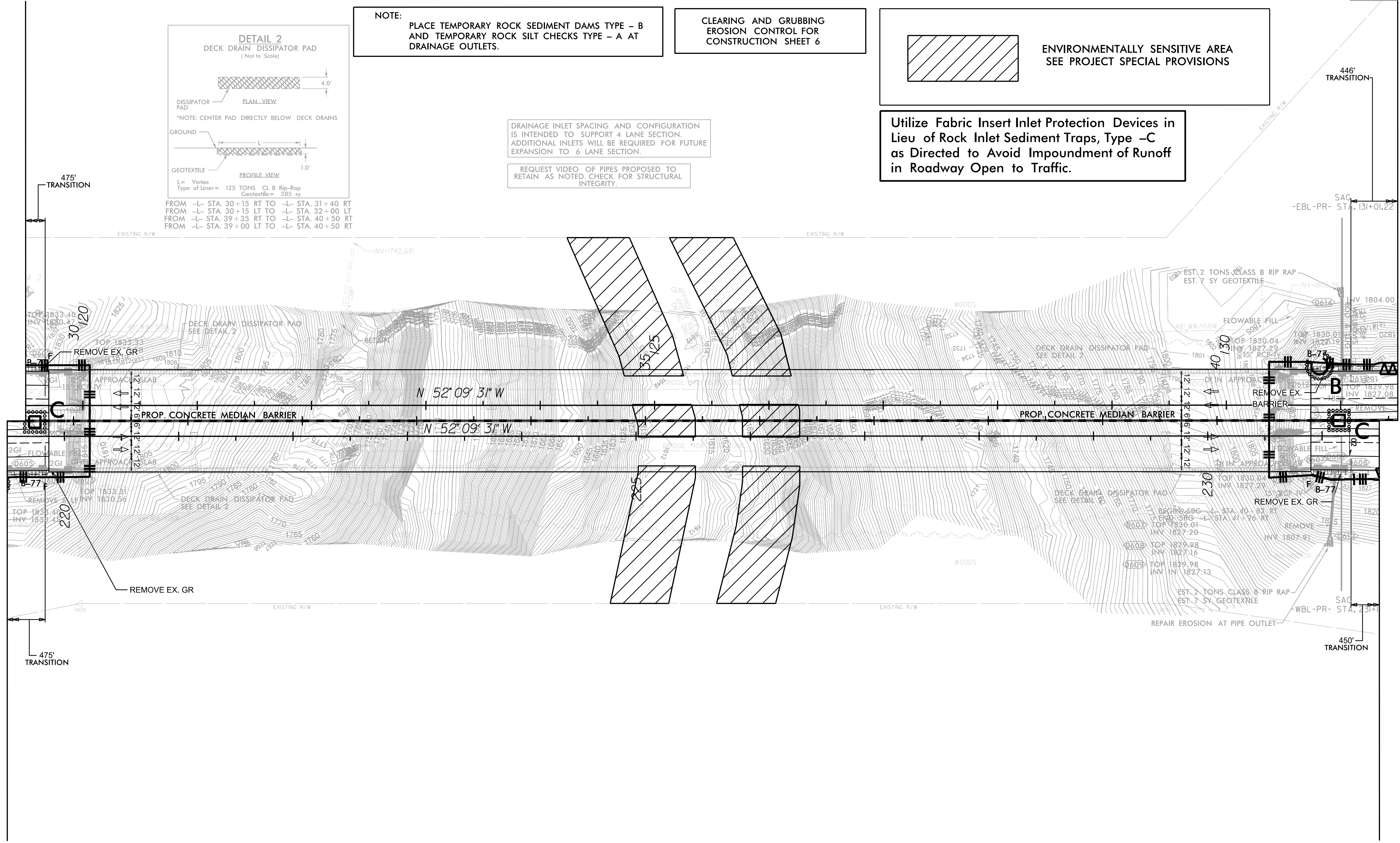
PROJECT REFERENCE NO.	SHEET NO.
15BPR.20	EC-06/CONST.06
R/W SHEET NO.	

Prepared in the Office of: **AECOM** NC FIRM LICENSE No. F-0342
701 Corporate Center Drive, Suite 415
Raleigh, NC 27607
(919) 854-6200 • (919) 854-6259(FAX)



MATCHLINE - SEE SHEET EC-05
EBL STA 119+50
WBL STA 219+50

MATCHLINE - SEE SHEET EC-07
EBL STA 131+50
WBL STA 231+50



NOTE:
PLACE TEMPORARY ROCK SEDIMENT DAMS TYPE - B AND TEMPORARY ROCK SILT CHECKS TYPE - A AT DRAINAGE OUTLETS.

CLEARING AND GRUBBING EROSION CONTROL FOR CONSTRUCTION SHEET 6

ENVIRONMENTALLY SENSITIVE AREA
SEE PROJECT SPECIAL PROVISIONS

DRAINAGE INLET SPACING AND CONFIGURATION IS INTENDED TO SUPPORT 4 LANE SECTION. ADDITIONAL INLETS WILL BE REQUIRED FOR FUTURE EXPANSION TO 6 LANE SECTION.

REQUEST VIDEO OF PIPES PROPOSED TO RETAIN AS NOTED. CHECK FOR STRUCTURAL INTEGRITY.

Utilize Fabric Insert Inlet Protection Devices in Lieu of Rock Inlet Sediment Traps, Type -C as Directed to Avoid Impoundment of Runoff in Roadway Open to Traffic.

FROM -L- STA. 30+15 RT TO -L- STA. 31+40 RT
FROM -L- STA. 30+15 LT TO -L- STA. 32+00 LT
FROM -L- STA. 39+35 RT TO -L- STA. 40+50 RT
FROM -L- STA. 39+00 LT TO -L- STA. 40+50 RT

FOR EBL PROFILE SEE SHEET 8
FOR WBL PROFILE SEE SHEET 8