DocuSign Envelope ID: 10993722-D9B9-422C-892E-C9F45EFEFA23

PROJECT REFERENCE NO.	SHEET NO.
I-5711	SCP. 12

NEW UNDERGROUND SPLICE ENCLOSURE
SR 1007 (MEBANE OASK ROAD)
AT
I–40 WB /I–85 SB RAMPS
SIG. INV. # 07–2024

NOTES:
UNUSED FIBERS LEFT COILED AND STORED IN SPLICE TRAY.
UNUSED BUFFER TUBES LEFT COILED AND STORED IN SPLICE TRAY.

COLOR CODE
TIA/EIA 598–A

(1) BLUE	(7) RED
(2) ORANGE	(8) BLACK
(3) GREEN	(9) YELLOW
(4) BROWN	(10) VIOLET
(5) SLATE	(11) ROSE
(6) WHITE	(12) AQUA

LEGEND
X = FUSION SPLICE
C = CAP IN TRAY

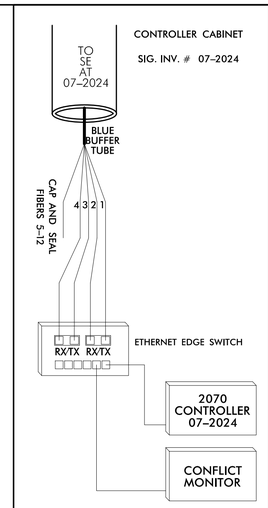

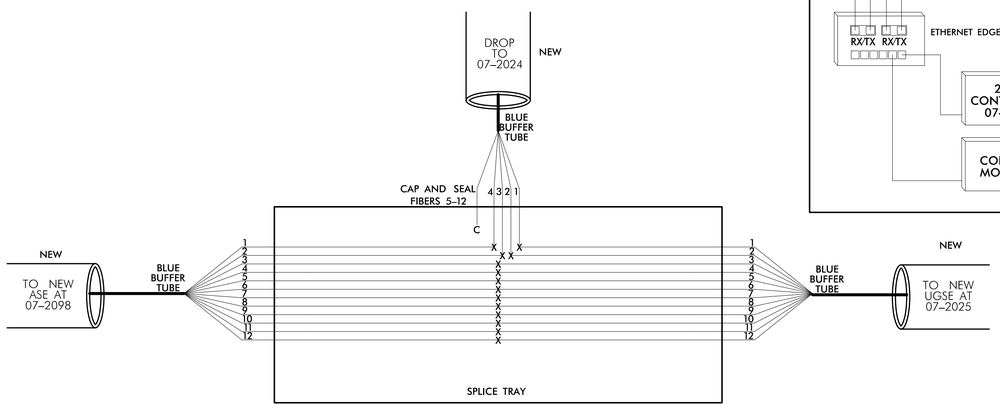

NEW UNDERGROUND SPLICE ENCLOSURE
SR 1007 (MEBANE OASK ROAD)
AT
I–40 EB /I–85 NB RAMPS
SIG. INV. # 07–2025

NOTES:
UNUSED FIBERS LEFT COILED AND STORED IN SPLICE TRAY.
UNUSED BUFFER TUBES LEFT COILED AND STORED IN SPLICE TRAY.

COLOR CODE
TIA/EIA 598–A

(1) BLUE	(7) RED
(2) ORANGE	(8) BLACK
(3) GREEN	(9) YELLOW
(4) BROWN	(10) VIOLET
(5) SLATE	(11) ROSE
(6) WHITE	(12) AQUA

LEGEND
X = FUSION SPLICE
C = CAP IN TRAY

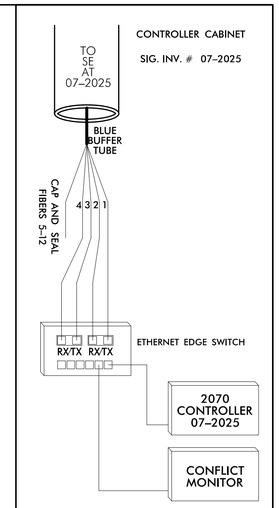

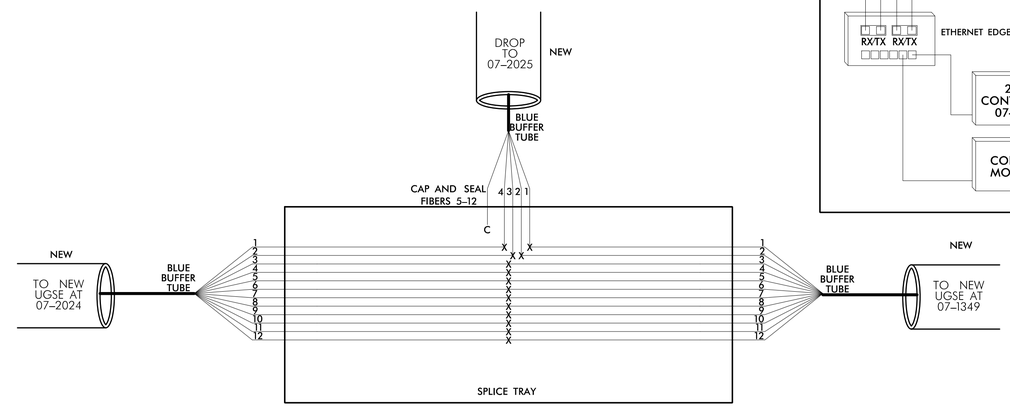

NEW UNDERGROUND SPLICE ENCLOSURE
SR 1007 (MEBANE OASK ROAD) AT
SR 2186 (BRUNDAGE LANE)/
SR 2210 (FOREST OAKS LANE)
SIG. INV. # 07–1349

NOTES:
UNUSED FIBERS LEFT COILED AND STORED IN SPLICE TRAY.
UNUSED BUFFER TUBES LEFT COILED AND STORED IN SPLICE TRAY.

COLOR CODE
TIA/EIA 598–A

(1) BLUE	(7) RED
(2) ORANGE	(8) BLACK
(3) GREEN	(9) YELLOW
(4) BROWN	(10) VIOLET
(5) SLATE	(11) ROSE
(6) WHITE	(12) AQUA

LEGEND
X = FUSION SPLICE
C = CAP IN TRAY

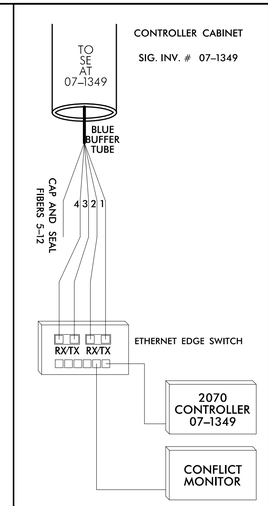

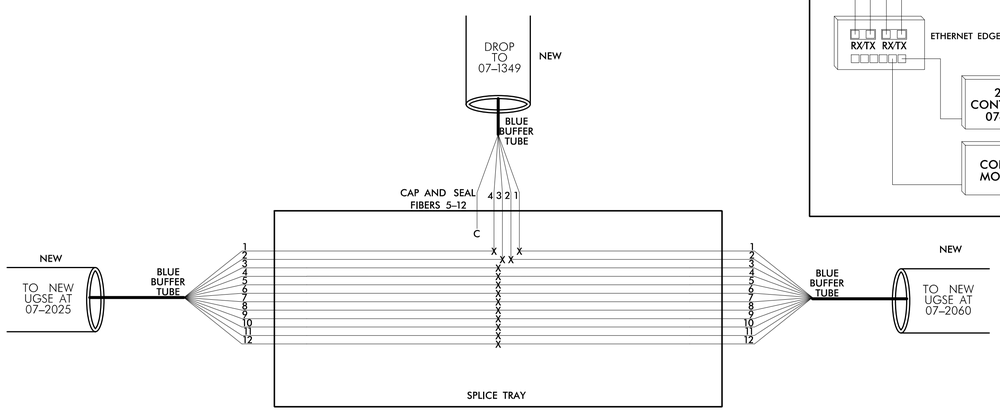

NOTES:

1. THE NCDOT DIVISION 7 WILL FURNISH THE CELL MODEM. EIGHT (8) WEEKS PRIOR TO BEGINNING WORK ON THE SIGNAL SYSTEM, CONTACT THE NCDOT DIVISION 7 DEPUTY TRAFFIC ENGINEER MARK ALDRIDGE AT 336–487–0175 TO OBTAIN THE CELL MODEM AND REQUEST THE DIVISION'S ASSISTANCE IN PROGRAMMING THE NEW ETHERNET EDGE SWITCHES WITH THE NECESSARY NETWORK CONFIGURATION DATA, INCLUDING BUT NOT LIMITED TO: THE PROJECT IP ADDRESS, DEFAULT GATEWAY, SUBNET MASK AND VLAN ID INFORMATION. NOTIFY THE DEPUTY TRAFFIC ENGINEER AFTER ALL WORK IS PERFORMED TO ENSURE THAT ALL FIBER CIRCUITS ARE FUNCTIONING PROPERLY. WORK IS NOT COMPLETE UNTIL THE SIGNAL SYSTEM IS BACK UP AND OPERATIONAL.

2. CONTRACTOR TO RECORD EXISTING SPLICE ARRANGEMENT FOR COMPARISON TO THE SUPPLIED SPLICE DETAILS. IF DISCREPANCIES EXIST, CONTACT THE ENGINEER TO DETERMINE HOW TO PROCEED WITH RESPLICING. PROVIDE AS–BUILT PLANS TO THE ENGINEER IF FINAL SPLICE ARRANGEMENT DIFFERS FROM THE SUPPLIED SPLICE DETAILS.

3. ETHERNET SWITCH TERMINATION CONFIGURATIONS ARE GENERIC. CONTRACTOR IS RESPONSIBLE FOR DETERMINING \ ENSURING PROPER TERMINATIONS.

4. INCLUDE ON THE COVER OF EACH SPLICE TRAY THE FOLLOWING:
REFERENCE NCDOT 2018 STANDARD SPECIFICATIONS FOR ROADS AND STRUCTURES SECTION 1731 "FIBER OPTIC SPLICE ENCLOSURE"

1) SPLICE LOCATION
2) DATE
3) COMPANY NAME
4) NAME OF INDIVIDUAL PERFORMING THE SPLICING

PRIOR TO INSTALLING THE COVER ON THE SPLICE TRAY TAKE A DIGITAL PHOTOGRAPH SHOWING THE SPLICE TRAY AND INFORMATION SHOWN ABOVE (1–4) AND SUBMIT PHOTOGRAPH ALONG WITH OTDR TEST RESULTS.

This plan supersedes the plan signed and sealed on 12/17/2019.

DOCUMENT NOT CONSIDERED FINAL UNLESS ALL SIGNATURES COMPLETED

PREPARED IN THE OFFICE OF:
Accelerate Engineering, PLLC
875 Walnut Street, Suite 316
Cary, NC 27511
Tel: 919.263.5678 Fax: 919.263.5687
NC License No. P-1442

GI Transportation Mobility and Safety Division
STATE OF NORTH CAROLINA
DEPARTMENT OF TRANSPORTATION
ITS & Signals Management Section
750 N.Greenfield Pkwy,Garner,NC 27529

SCALE: 0 N/A — N/A

FINAL COMMUNICATIONS PLAN
SPLICE DETAILS

Division 7 Alamance County Mebane

PLAN DATE: October 2020 REVIEWED BY: Z. "Gavin" Teng
PREPARED BY: Z. "Gavin" Teng REVIEWED BY:

REVISIONS	INIT.	DATE

SEAL
NORTH CAROLINA PROFESSIONAL SEAL 032179 ENGINEER HAOLONG TENG

DocuSigned by: Haolong Teng 10/2/2020
SIGNATURE DATE

CADD Filename:

$$$$$SYSTIME$$$$
$$$$$$$$$$$$$$$$$$$$$$$$$$$$