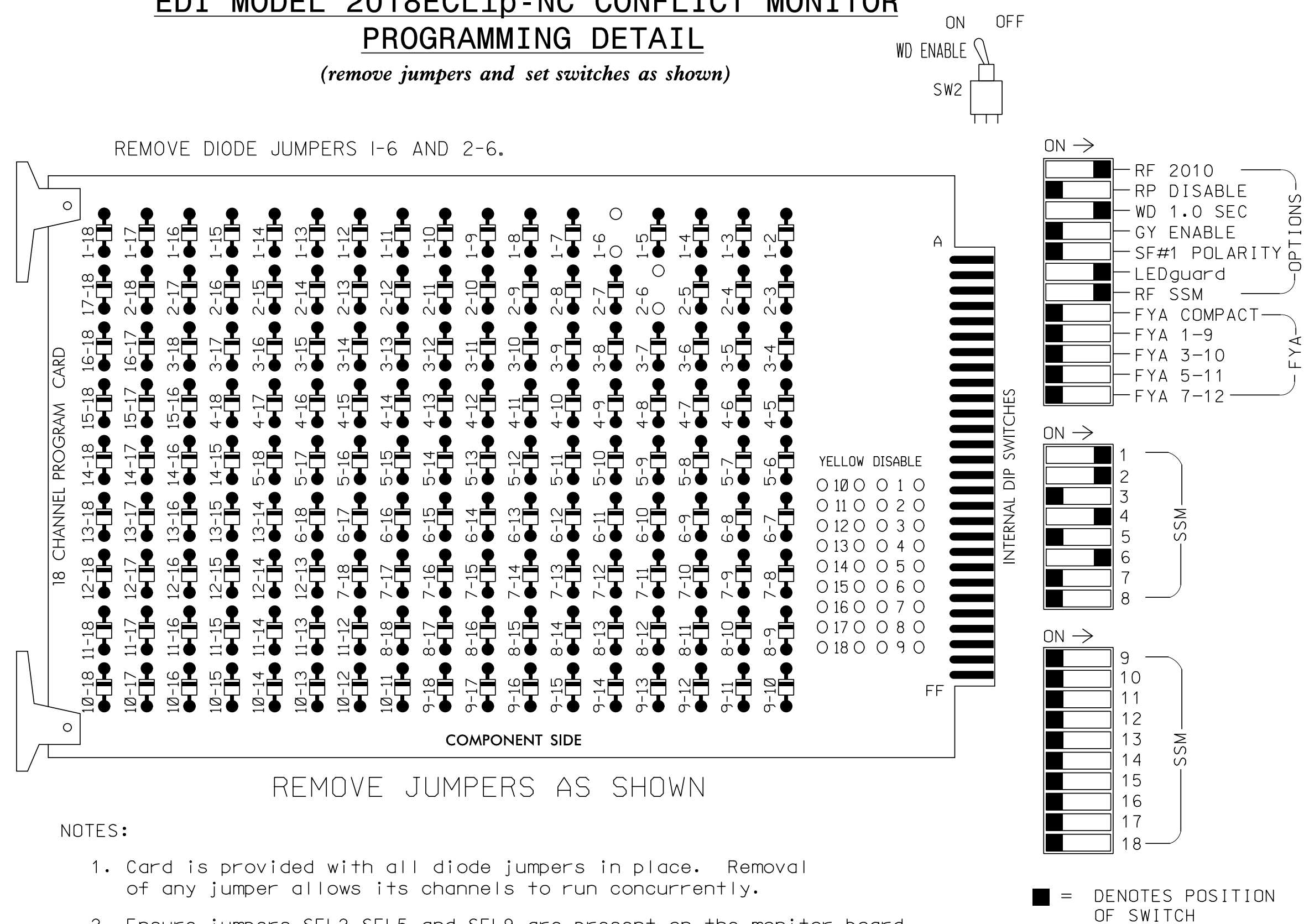


EDI MODEL 2018ECLip-NC CONFLICT MONITOR PROGRAMMING DETAIL

(remove jumpers and set switches as shown)



NOTES

- To prevent "flash-conflict" problems, insert red flash program blocks for all unused vehicle load switches in the output file. The installer shall verify that signal heads flash in accordance with the Signal Plans.
- Program controller to start up in phase 2 Green and phase 6 Green.
- The cabinet and controller are part of the SR 1007 (Mebane Oaks Rd) Closed Loop System.

SIGNAL HEAD HOOK-UP CHART

LOAD SWITCH NO.	S1	S2	S3	S4	S5	S6	S7	S8	S9	S10	S11	S12	AUX S1	AUX S2	AUX S3	AUX S4	AUX S5	AUX S6
CMU CHANNEL NO.	1	2	13	3	4	14	5	6	15	7	8	16	9	10	17	11	12	18
PHASE	1	2	2 PED	3	4	4 PED	5	6	6 PED	7	8	8 PED	OLA	OLB	SPARE	OLC	OLD	SPARE
SIGNAL HEAD NO.	11,12	21,22	NU	NU	41	42	43	NU	NU	61,62	NU	NU	NU	NU	NU	NU	NU	NU
RED		128				101	101			134								
YELLOW		129				102	102			135								
GREEN						103	103											
RED ARROW	125					101												
YELLOW ARROW	126					102												
GREEN ARROW	127	130				103	103			136								

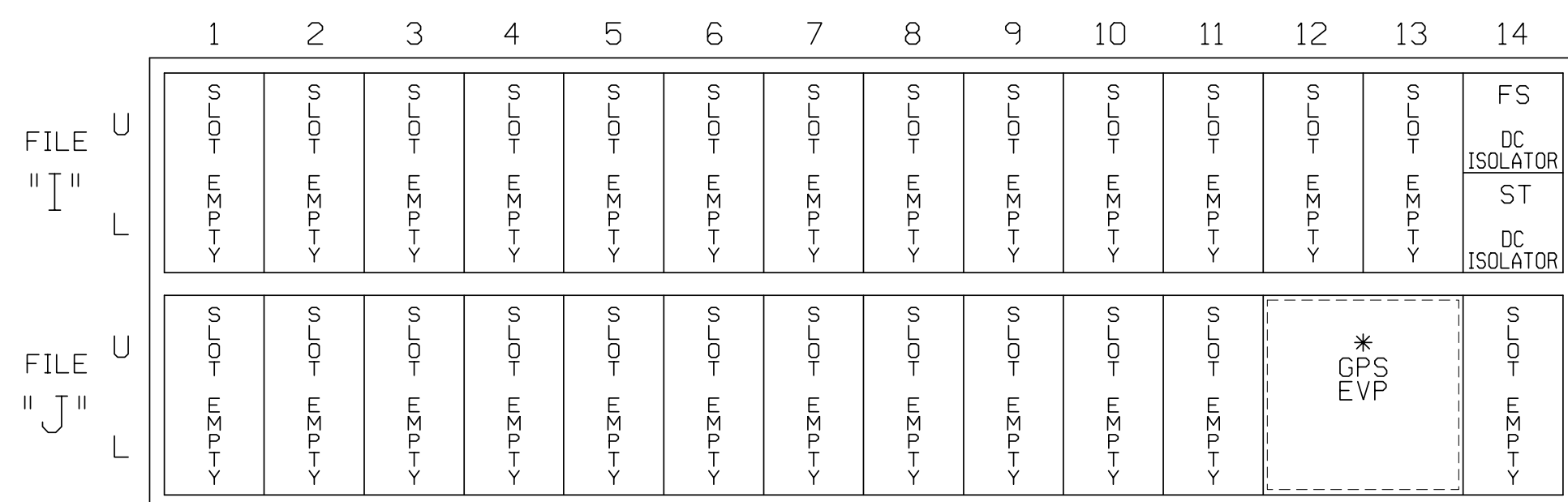
NU = Not Used

EQUIPMENT INFORMATION

CONTROLLER.....2070
 CABINET.....332 W/ AUX
 SOFTWARE.....ECONOLITE ASC/3-2070
 CABINET MOUNT.....BASE
 OUTPUT FILE POSITIONS...18 WITH AUX. OUTPUT FILE
 LOAD SWITCHES USED.....S1,S2,S5,S8
 PHASES USED.....1,2,4,6
 OVERLAP 'A'.....NOT USED
 OVERLAP 'B'.....NOT USED
 OVERLAP 'C'.....NOT USED
 OVERLAP 'D'.....NOT USED

INPUT FILE POSITION LAYOUT

(front view)



SPECIAL DETECTOR NOTE

Install a GPS preemption system. Perform installation according to manufacturer's directions and NCDOT engineer approved mounting location to accomplish the preemption schemes shown on the Signal Design Plans.

VIDEO DETECTOR NOTE


Install a video detection system for vehicle detection. Perform installation according to manufacturer's directions and NCDOT engineer-approved mounting locations to accomplish the detection schemes shown on the Signal Design Plans.

THIS ELECTRICAL DETAIL IS FOR THE SIGNAL DESIGN: 07-2025T1
 DESIGNED: November 2019
 SEALED: 12/17/2019
 REVISED: N/A

Temporary Design 1
 Electrical Detail - Sheet 1 of 2

ELECTRICAL AND PROGRAMMING DETAILS FOR:

SR 1007 (Mebane Oaks Road) at I-40 EB / I-85 NB Ramps



Division 7 Alamance County Mebane
 PLAN DATE: November 2019 REVIEWED BY: Z. "Gavin" Teng
 PREPARED BY: Z. "Gavin" Teng REVIEWED BY:

DOCUMENT NOT CONSIDERED FINAL UNLESS ALL SIGNATURES COMPLETED

SEAL NORTH CAROLINA PROFESSIONAL ENGINEER ZHAOLONG TENG SEAL 032179

DocuSigned by: Zhaolong Teng 12/17/2019

SIG. INVENTORY NO. 07-2025T1

PREPARED IN THE OFFICE OF:
Accelerate Engineering, PLLC
 875 Walnut Street, Suite 316
 Cary, NC 27511
 Tel: 919.263.5678 Fax: 919.263.5687
 NC License No. P-1442

\$\$\$\$\$SYTIME\$\$\$\$\$
 \$\$\$SYTIME\$\$\$\$\$
 \$\$\$SYTIME\$\$\$\$\$