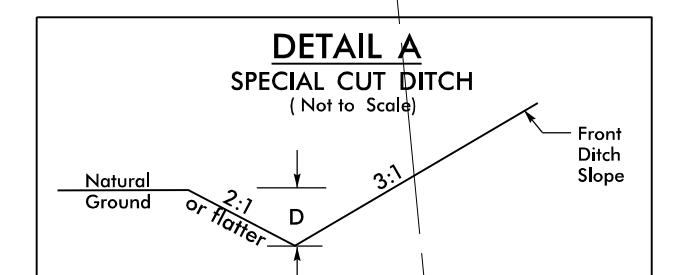
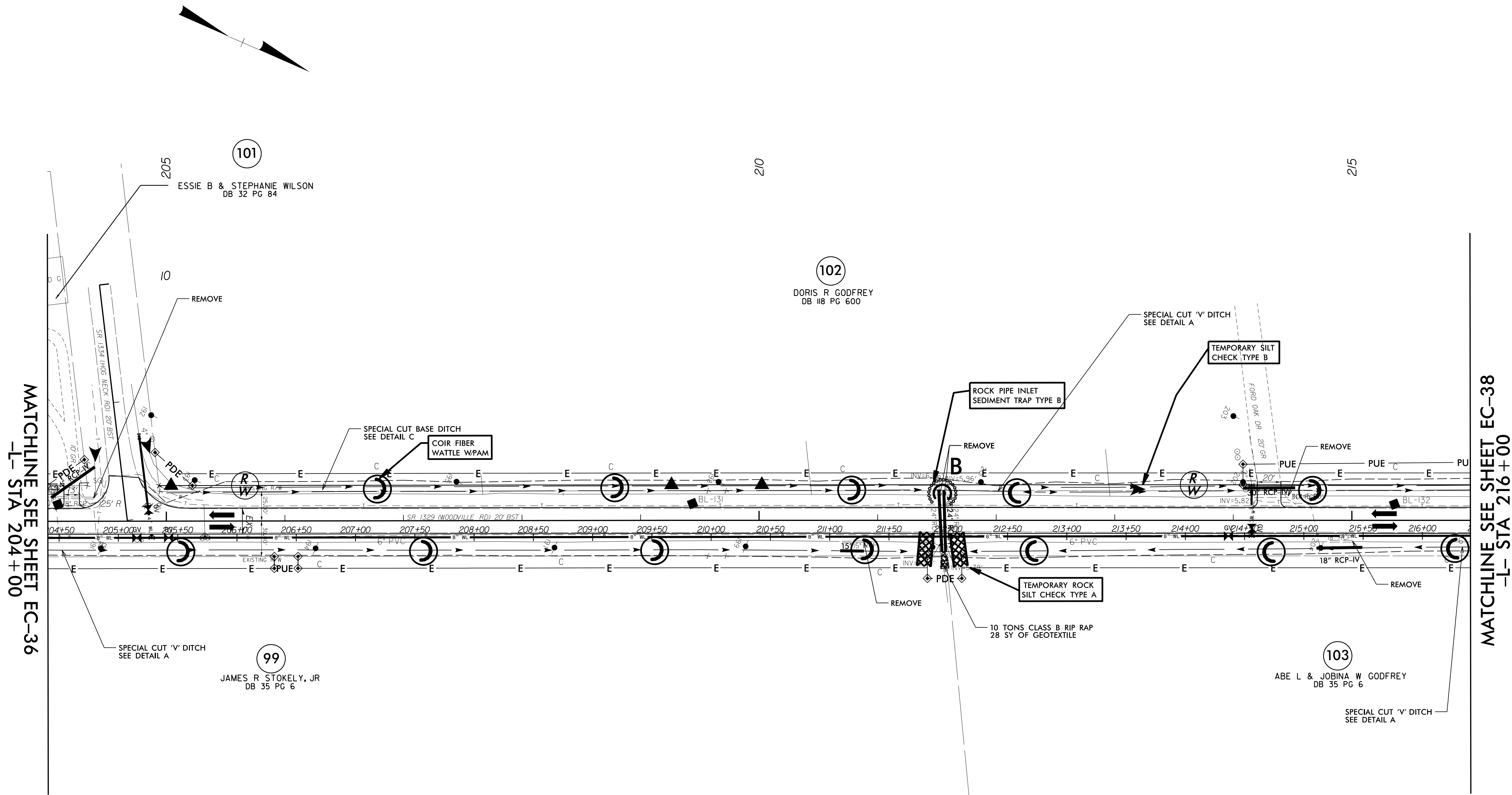
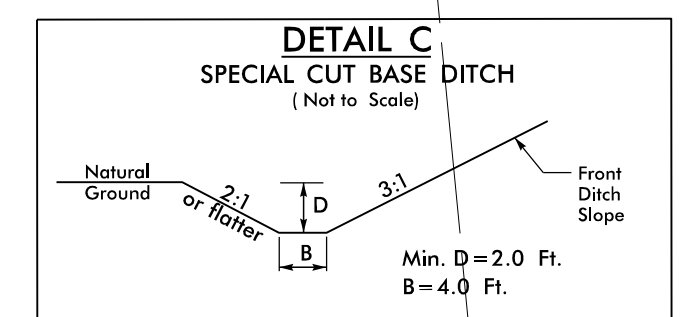


5/14/99
 I:\DEC-2016\08-37
 N:\CADD\PSHA\EC&SC\R5740_Hydr\autocad\PSHA\EC&SC\R5740_rdy_PSH_37.dgn
 \$\$\$\$SUNSHINE\$\$\$\$



FROM -L- STA. 199+17 TO -L- STA. 205+00 RT Min. D=1.0 Ft.
 FROM -L- STA. 205+00 TO -L- STA. 211+53 RT Min. D=1.5 Ft.
 FROM -L- STA. 211+58 TO -L- STA. 212+37 LT Min. D=1.5 Ft.
 FROM -L- STA. 211+59 TO -L- STA. 217+40 RT Min. D=1.0 Ft.



FROM -L- STA. 205+04 TO -L- STA. 211+51 LT
 FROM -L- STA. 212+37 TO -L- STA. 219+21 LT

INSTALL MATTING FOR EROSION CONTROL IN THE PROPOSED DITCH LINE.