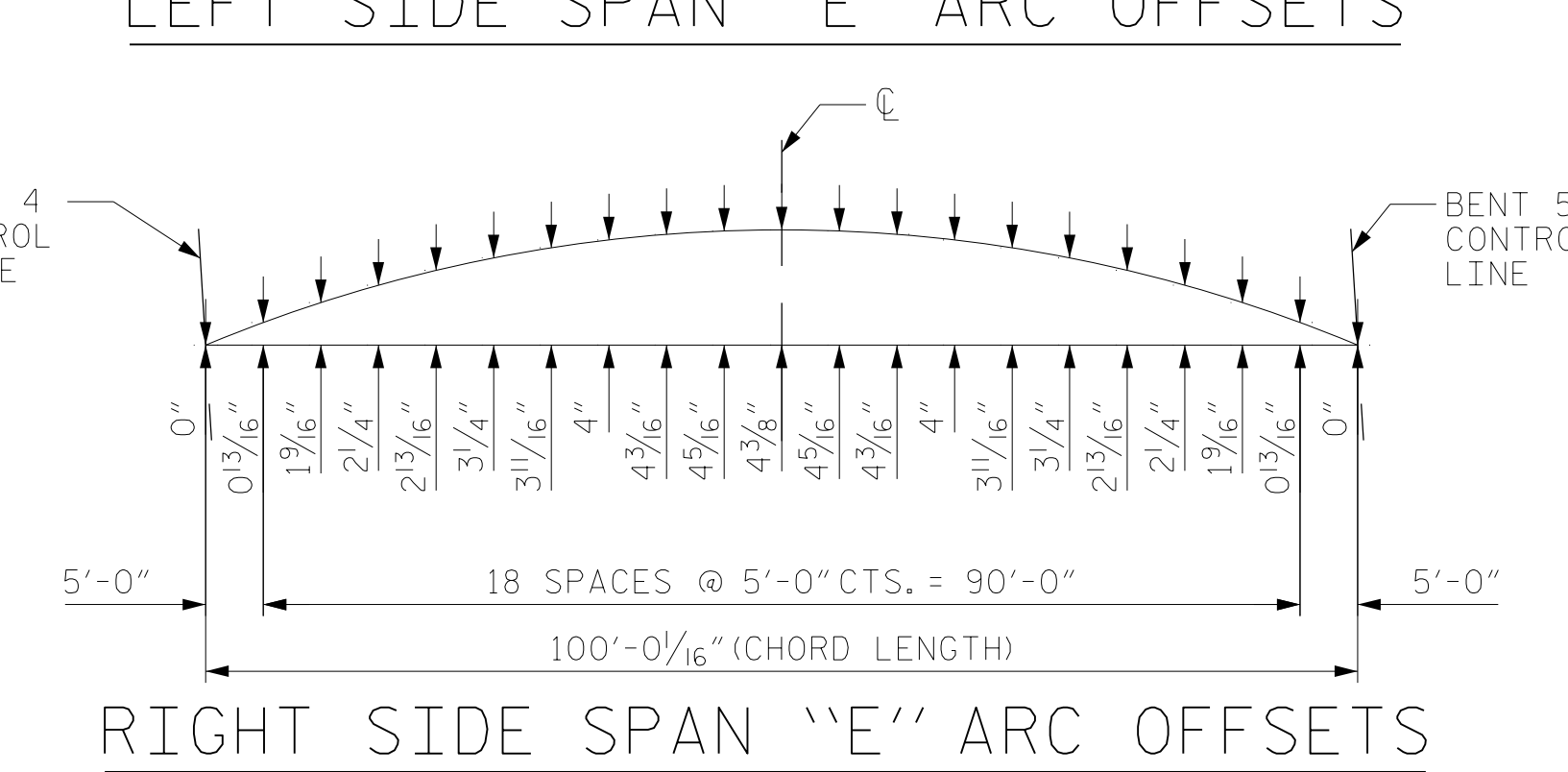

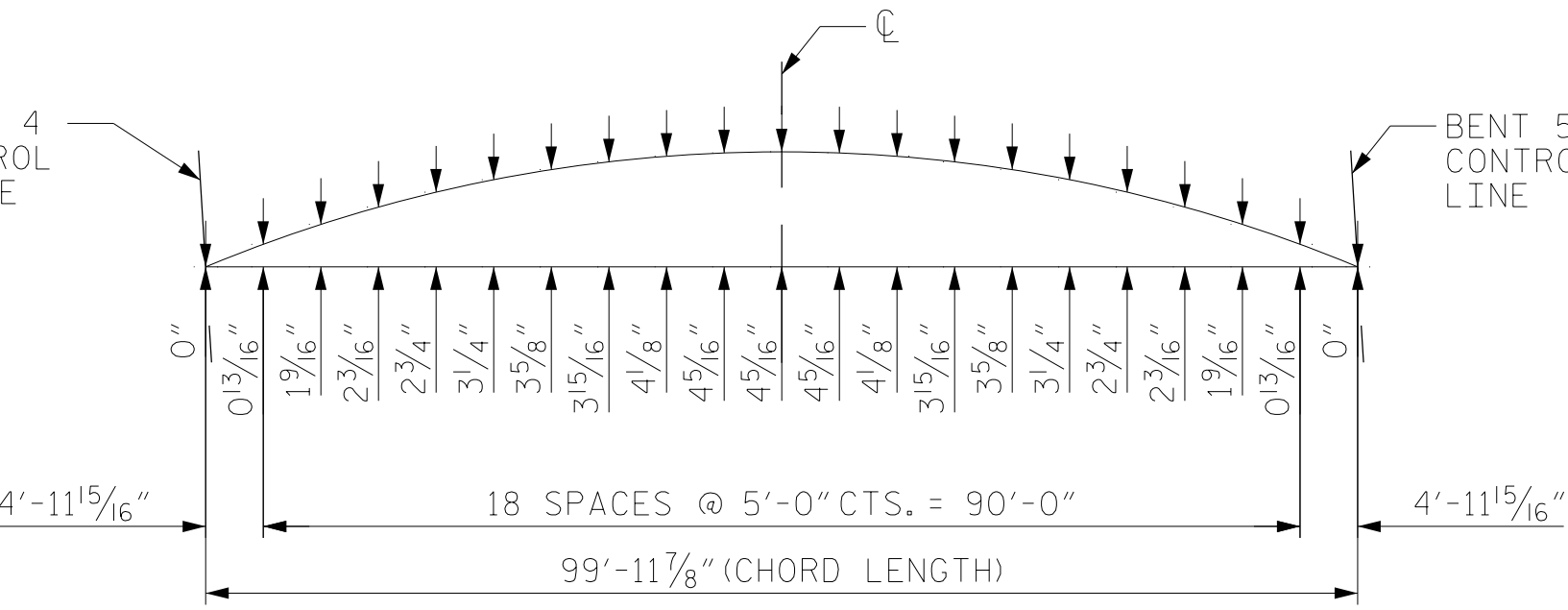
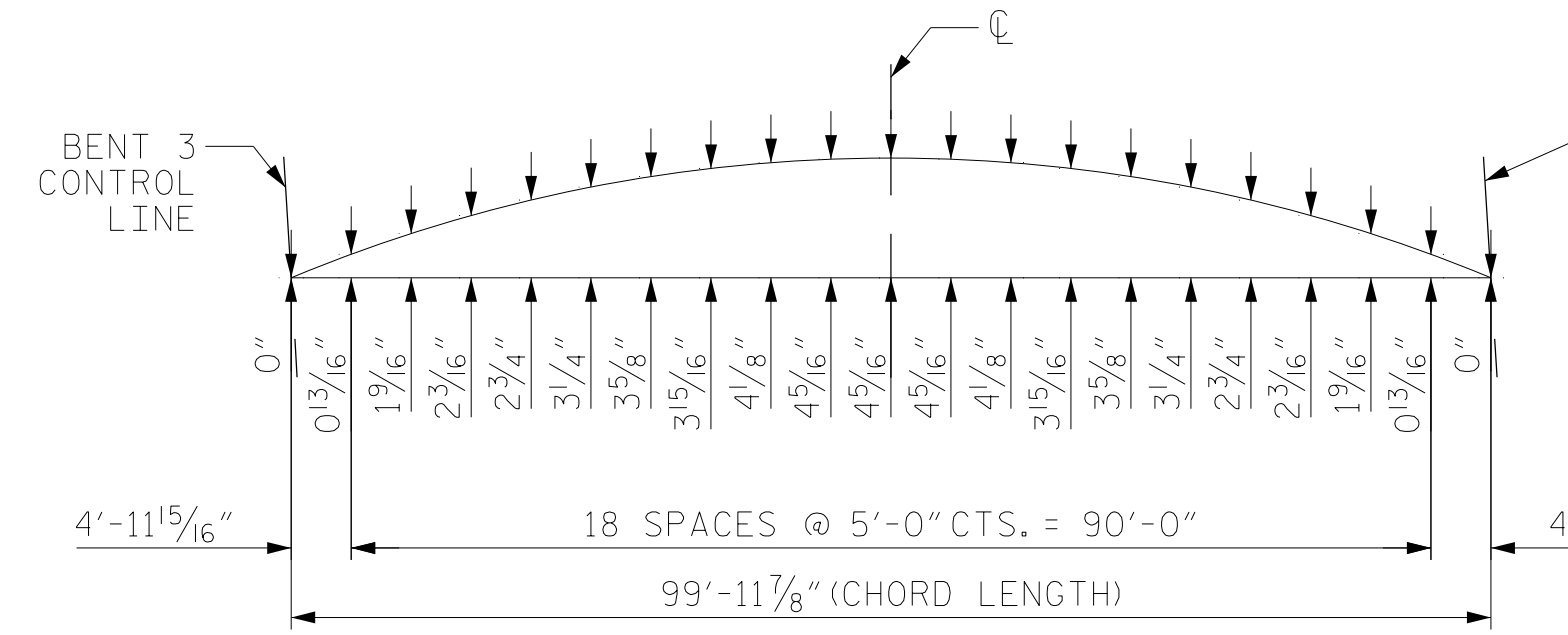
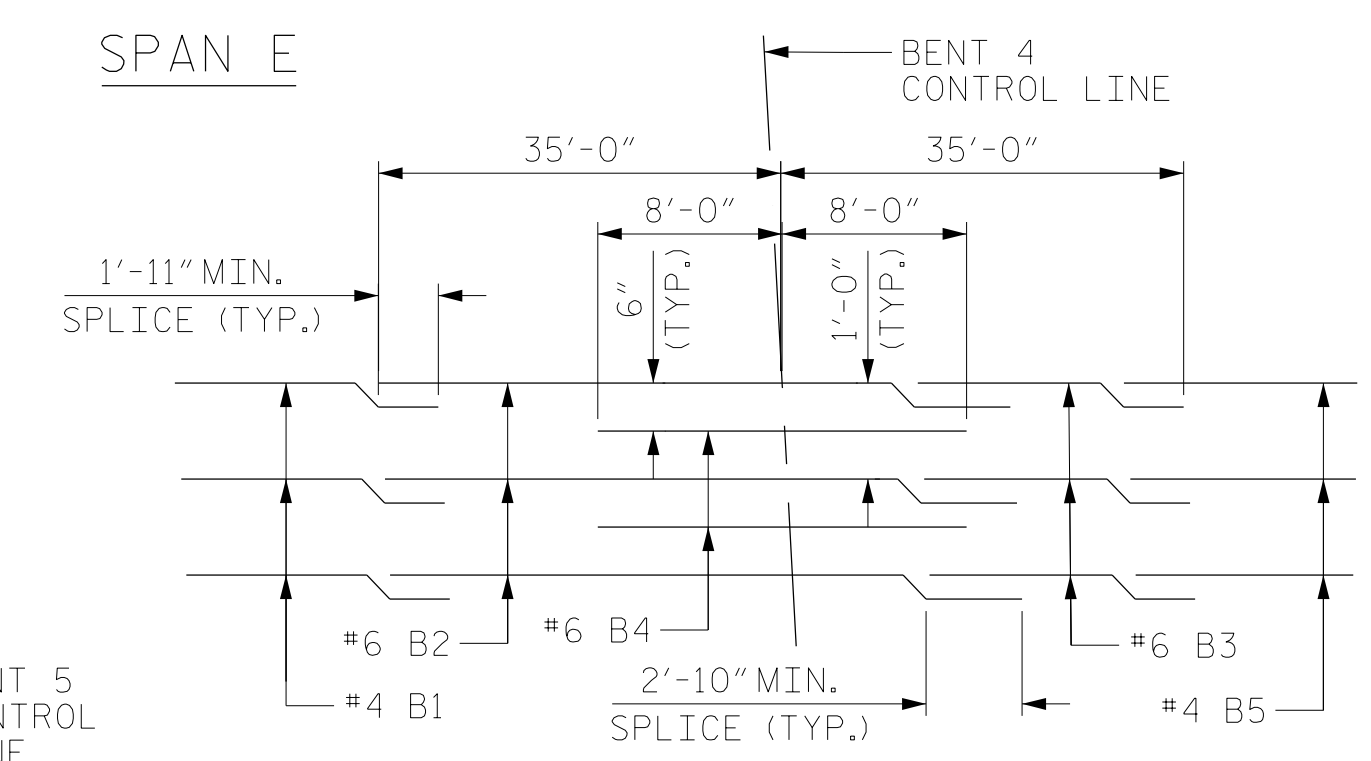


PLAN OF SPAN D AND PART PLAN OF SPAN E

- * DIMENSIONS ARE RADIAL TO C-L1-
- ** 6-#4 S4 AND 6-#5 S2 @ 1'-0" CTS. (TYP. EA. BAY)
- *** #5 A104 THRU #5 A110 @ 6" CTS. (TOP OF SLAB)
#5 A204 THRU #5 A210 @ 6" CTS. (BOTTOM OF SLAB)
- **** 82°-31'-36" (TO SHORT CHORD)



NOTES

FOR SPLICE LENGTHS NOT SHOWN, REFER TO MINIMUM SPLICE LENGTH TABLE ON "SUPERSTRUCTURE BILL OF MATERIAL" SHEET.

FOR END BENT DIAPHRAGM BARS AND BENT DIAPHRAGM BARS, SEE "TYPICAL SECTION DETAILS" SHEET.

STEEL INTERMEDIATE DIAPHRAGMS NOT SHOWN FOR CLARITY. FOR LOCATIONS, SEE "FRAMING PLAN" SHEETS.

FOR BARRIER RAIL REINFORCING STEEL, SEE "VERTICAL CONCRETE BARRIER RAIL" SHEETS.

FOR POURING SEQUENCE, SEE "SUPERSTRUCTURE BILL OF MATERIAL" SHEET.

#5 "A" BARS ARE SPACED PERPENDICULAR TO THE CHORD BETWEEN W.P. #4 TO W.P. #7 (SPANS D-F).

DOCUMENT NOT CONSIDERED FINAL UNLESS ALL SIGNATURES COMPLETED

| | | | |
|----------------------------|-----|--------|---------|
| DRAWN BY : | NSC | DATE : | 04/2019 |
| CHECKED BY : | JMR | DATE : | 06/2019 |
| DESIGN ENGINEER OF RECORD: | PDS | DATE : | 06/2019 |

PROJECT NO. B-4484
 CRAVEN COUNTY
 STATION: 25+06.00 -L1-

SHEET 3 OF 4 REPLACES BRIDGE NO. 240138

RS&H
 RS&H Architects-Engineers-Planners, Inc.
 8521 Six Forks Road, Suite 400
 919-926-4100 FAX 919-846-9080
 www.rsandh.com
 North Carolina License No. 50737-5463-C-28

STATE OF NORTH CAROLINA
 DEPARTMENT OF TRANSPORTATION
 RALEIGH

SUPERSTRUCTURE

PLAN OF SPAN D
 PART PLAN OF SPAN E

| REVISIONS | | | | | |
|-----------|-----|-------|-----|-----|-------|
| NO. | BY: | DATE: | NO. | BY: | DATE: |
| 1 | | | 3 | | |
| 2 | | | 4 | | |

SHEET NO.
 S1-11
 TOTAL SHEETS
 37