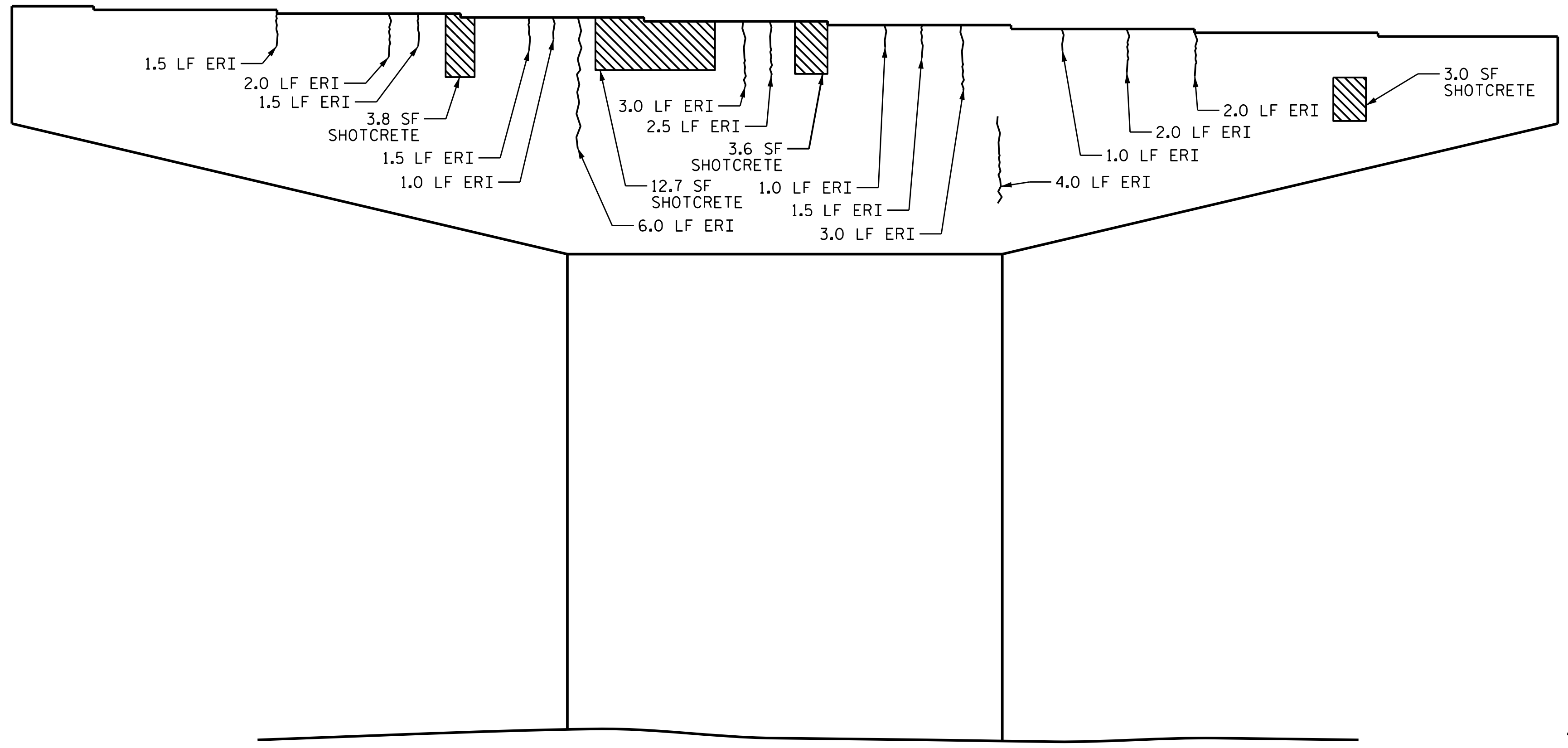
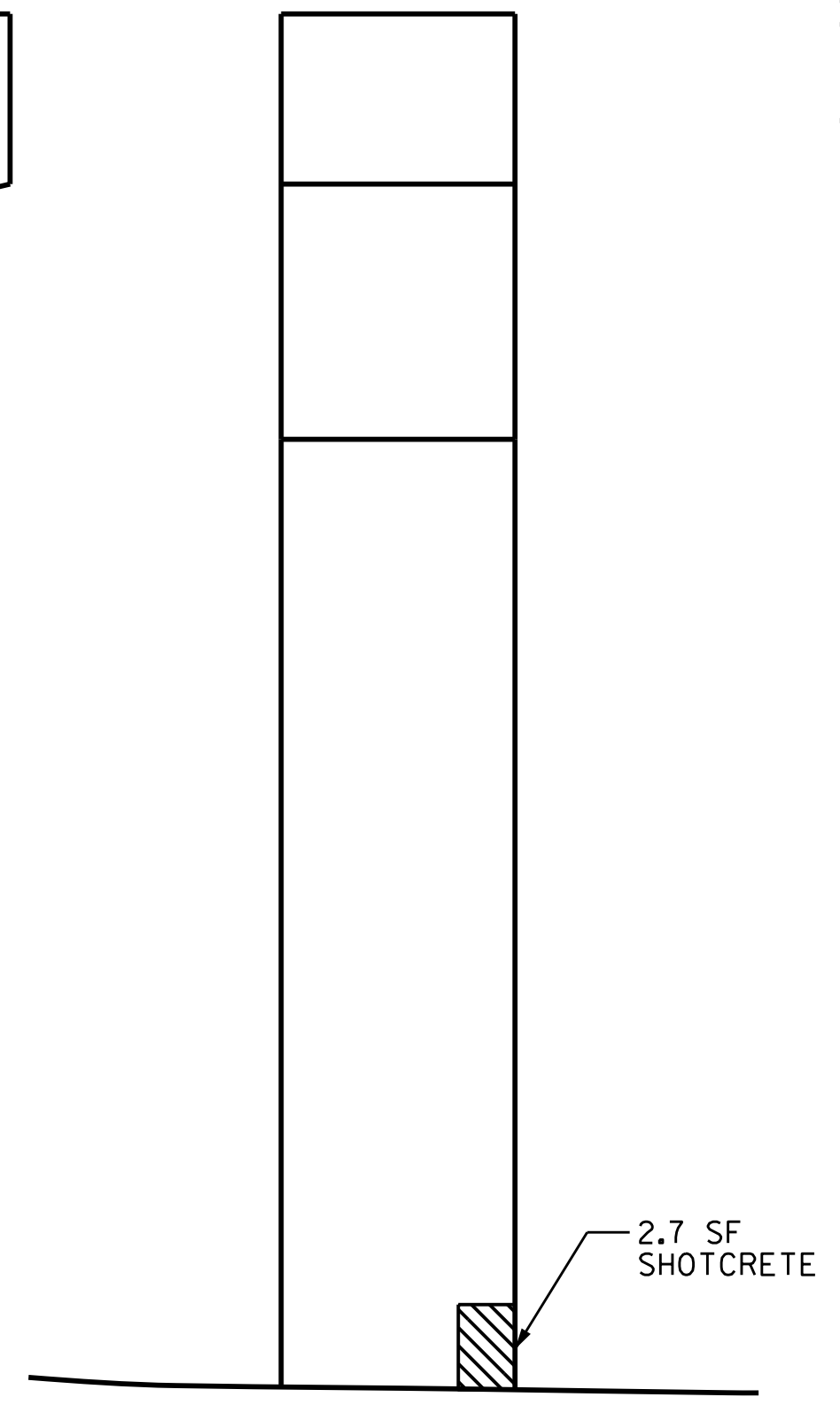


SPAN G
SPAN F



← SPAN F | SPAN G →



AS-BUILT REPAIR QUANTITY TABLE

BENT 6 SPAN F FACE	QUANTITIES			
	ESTIMATE		ACTUAL	
	AREA SQ. FT.	VOLUME CU. FT.	AREA SQ. FT.	VOLUME CU. FT.
SHOTCRETE REPAIRS				
CAP	24.9	12.5		
COLUMN	2.7	1.4		
CONCRETE REPAIRS				
CAP	0.0	0.0		
COLUMN	0.0	0.0		
EPOXY RESIN INJECTION				
		LIN. FT.	LIN. FT.	
CAP		38.0		
COLUMN		0.0		
EPOXY COATING				
		SQ. FT.	SQ. FT.	
TOP OF BENT CAP		391.0		

VALUES IN CHART REPRESENT ESTIMATED REPAIR TOTALS AFTER REMOVAL OF UNSOUND CONCRETE, MINIMUM OF 1" BEHIND REBAR AND MINIMUM 2" CLEARANCE TO SAWCUT. SEE "TYPICAL CAP AND COLUMN REPAIR DETAILS" SHEET.

NOTES


REPAIR LOCATIONS AND ESTIMATE OF QUANTITIES ARE GIVEN BASED ON THE BEST INFORMATION AVAILABLE. IF ADDITIONAL REPAIRS NOT SHOWN ON THE DRAWINGS ARE DEEMED NECESSARY BY THE ENGINEER, THE ENGINEER SHALL NOTE ON THE DRAWINGS THE APPROXIMATE LOCATION AND DESCRIPTION OF THE REPAIRS AND ENTER THE ACTUAL QUANTITIES INTO THE AS-BUILT REPAIR QUANTITY TABLE.

CLEAN AND REMOVE DEBRIS FROM THE TOP OF THE CAP AND APPLY EPOXY PROTECTIVE COATING. EPOXY COATING SHALL BE APPLIED TO THE TOP SURFACE OF THE CAP. THE CONTRACTOR SHALL NOT COAT THE AREA OF THE CAP BENEATH THE MASONRY PLATES. FOR EPOXY COATING, SEE SPECIAL PROVISIONS.

CONCRETE REPAIRS MAYBE SUBSTITUTED IN LIEU OF SHOTCRETE REPAIRS WITH THE APPROVAL OF THE ENGINEER.

- SHOTCRETE REPAIR AREA
- CONCRETE REPAIR AREA
- AREA PREVIOUSLY ACCOUNTED FOR ON ADJACENT FACE
- ERI - EPOXY RESIN INJECTION

PROJECT NO. 15BPR.40
BUNCOMBE COUNTY
 BRIDGE NO. 100705



STATE OF NORTH CAROLINA
 DEPARTMENT OF TRANSPORTATION
 RALEIGH
**SUBSTRUCTURE REPAIR
 BENT 6
 SPAN F FACE**

DRAWN BY : C. BRIGHT/M. G. SHAIKH DATE : 02/2019
 CHECKED BY : A. M. LEE DATE : 03/2019

NO.	BY:	DATE:	REVISIONS			SHEET NO.
			NO.	BY:	DATE:	
1			3			S3-34 TOTAL SHEETS 36
2			4			

DOCUMENT NOT CONSIDERED FINAL UNLESS ALL SIGNATURES COMPLETED