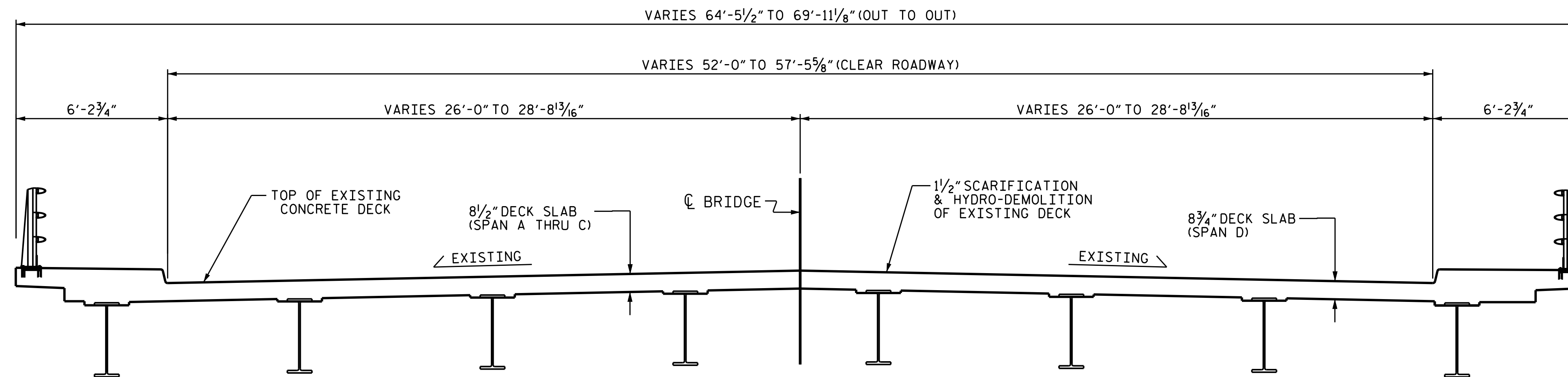


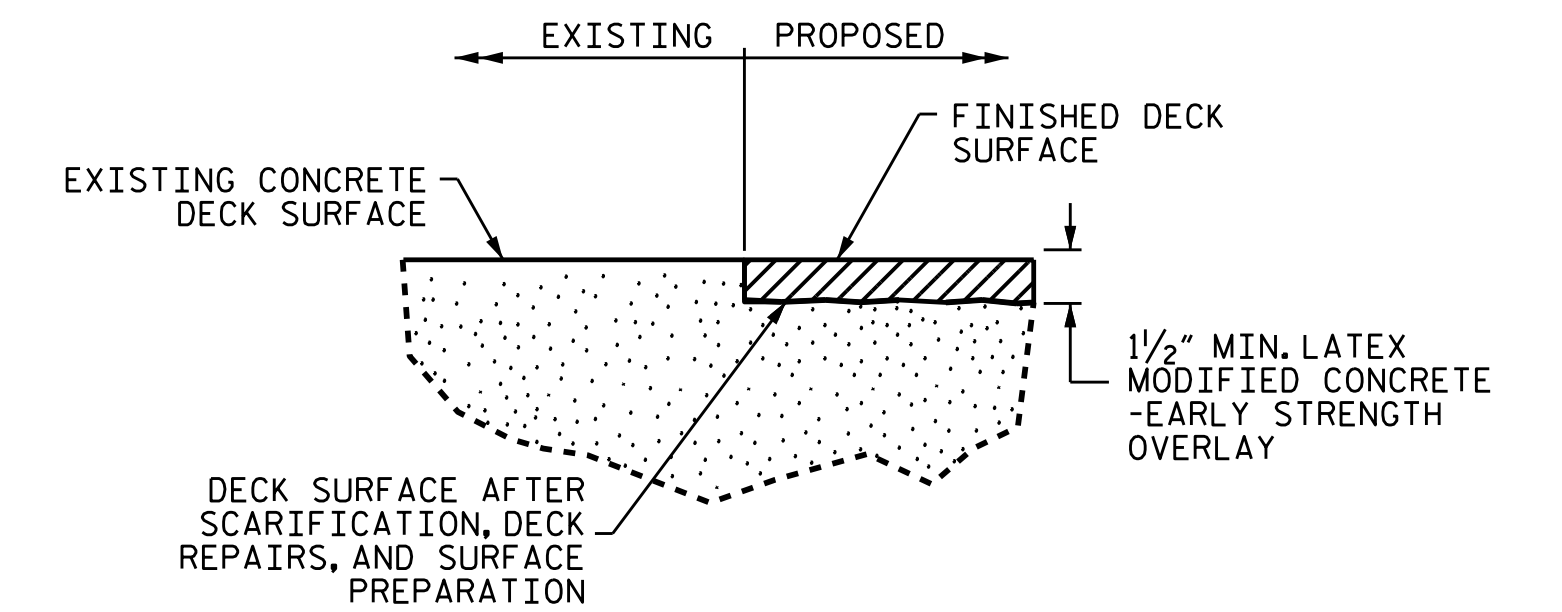
NOTES

WHEN PREPARING THE SURFACE FOR LMC-ES OVERLAY ADJACENT TO THE PREVIOUSLY PLACED LMC-ES STAGE, THE PREVIOUSLY PLACED LMC-ES SHALL BE SAW-CUT TO THE FULL DEPTH OF THE LMC-ES AT THE CENTERLINE OF THE BRIDGE AND ALL LMC-ES IN THE 4" OVERLAP SHALL BE REMOVED WITH HAND TOOLS PRIOR TO PLACEMENT OF LMC-ES IN THE SECOND STAGE.

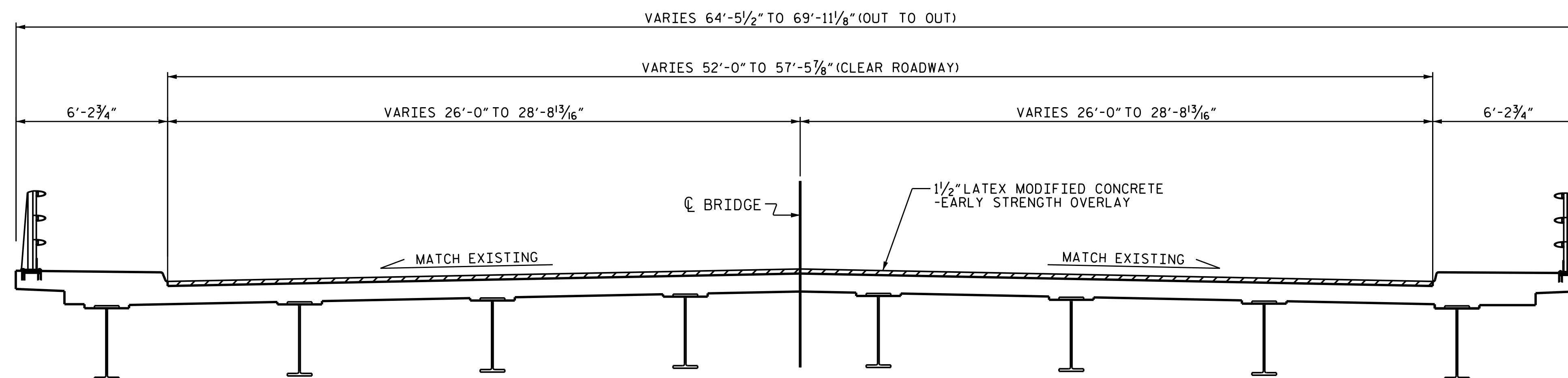
SEE TRAFFIC MANAGEMENT PLANS FOR LANE WIDTHS, SEQUENCING, AND OTHER TRAFFIC CONTROL MEASURES FOR STAGING OF OVERLAY SURFACE PREPARATION AND LMC-ES PLACEMENT.



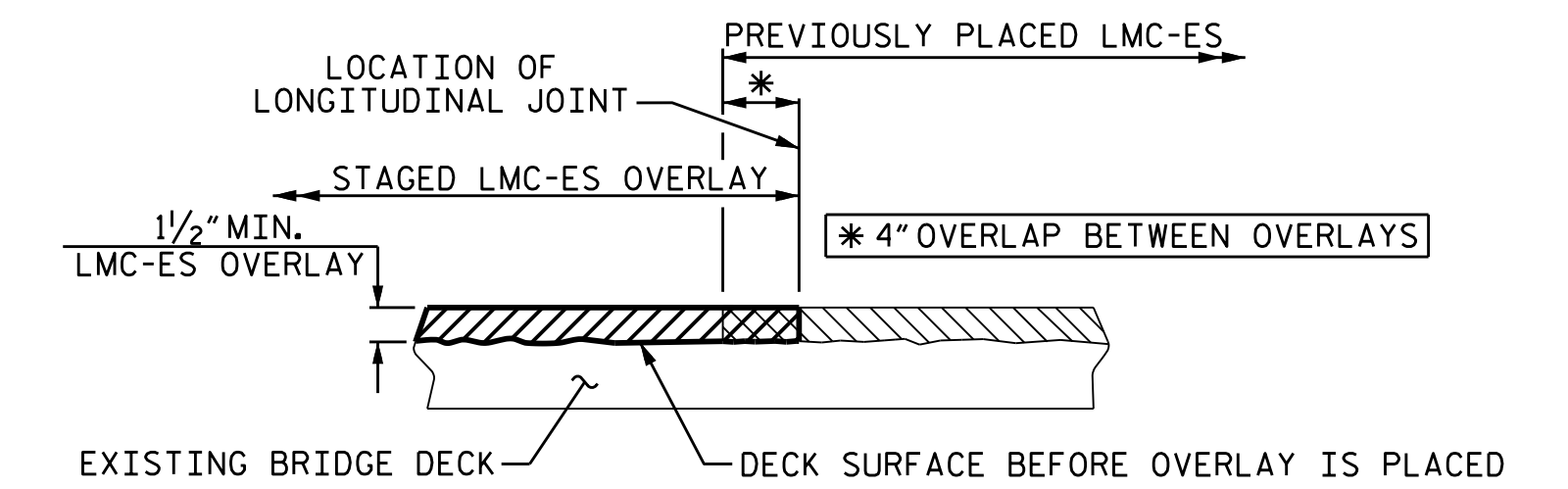
EXISTING TYPICAL SECTION - SPANS A THRU D



DETAIL FOR LMC-ES OVERLAY
(FINISHED SURFACE OF THE LATEX MODIFIED CONCRETE -EARLY STRENGTH OVERLAY IS APPROXIMATE)



PROPOSED TYPICAL SECTION - SPANS A THRU D



SECTION THRU DECK
STAGED LMC-ES OVERLAY JOINT
(AS NEEDED)

PROJECT NO. 15BPR.40
BUNCOMBE COUNTY
 BRIDGE NO. 100705

SHEET 1 OF 2



DocuSign by
 Amber M. Lee
 BOARD # 031021
 5/29/2019

STATE OF NORTH CAROLINA
 DEPARTMENT OF TRANSPORTATION
 RALEIGH

TYPICAL SECTION

DRAWN BY : M. G. SHAIKH DATE : 02/2019
 CHECKED BY : A. M. LEE DATE : 03/2019

DOCUMENT NOT CONSIDERED
 FINAL UNLESS ALL
 SIGNATURES COMPLETED

REVISIONS						SHEET NO.
NO.	BY:	DATE:	NO.	BY:	DATE:	S3-04
1			3			TOTAL SHEETS
2			4			36