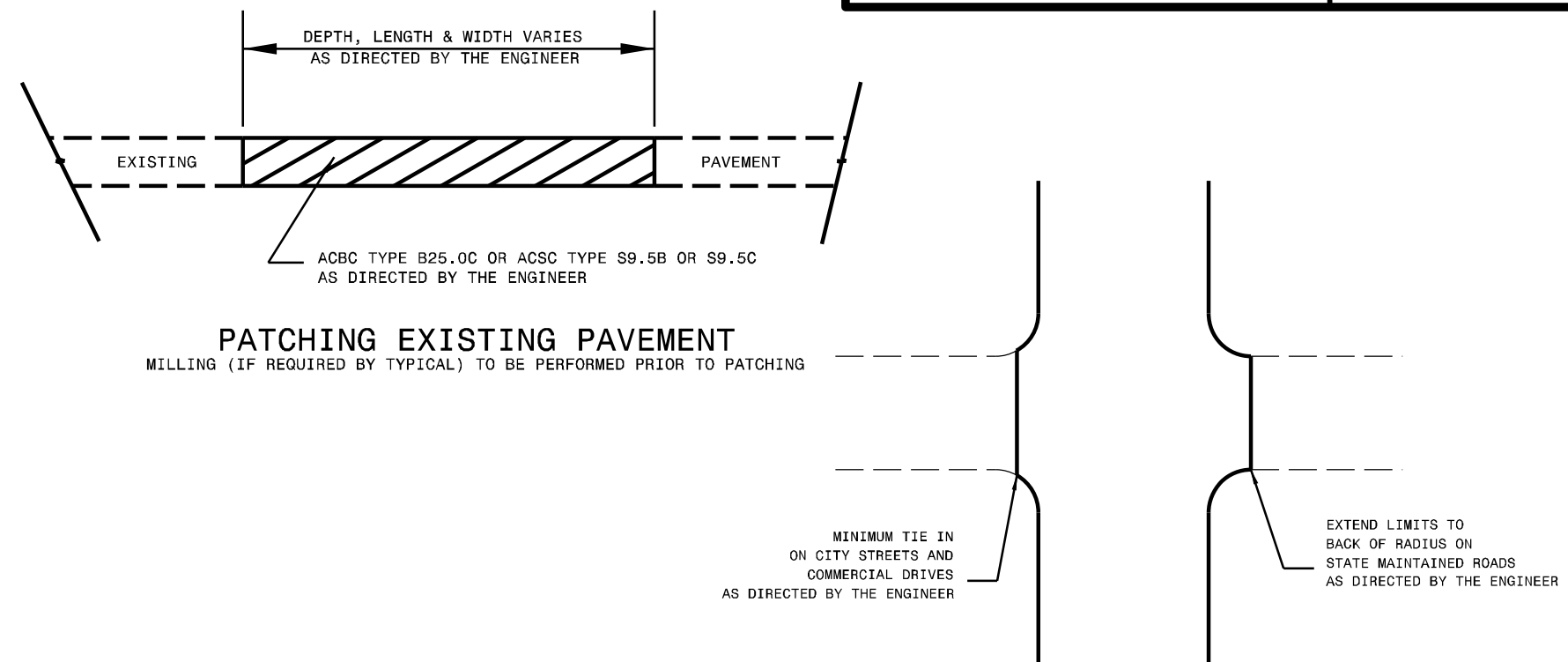


PAVEMENT SCHEDULE

PROJECT REFERENCE NO.
2021CPT.05.13.20392.1 etc.

SHEET NO.
7

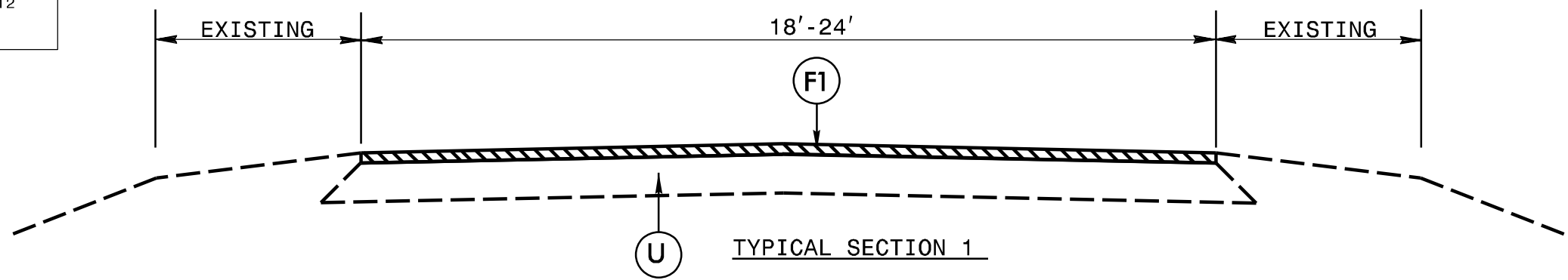
F1	PROP. ASPHALT SURFACE TREATMENT, DOUBLE SEAL
F2	PROP. FOG SEAL TO BE APPLIED WITHIN 5 DAYS OF DOUBLE SEAL ROADWAY SURFACE TO BE SWEEPED PRIOR TO FOG SEAL APPLICATION
U	EXISTING PAVEMENT



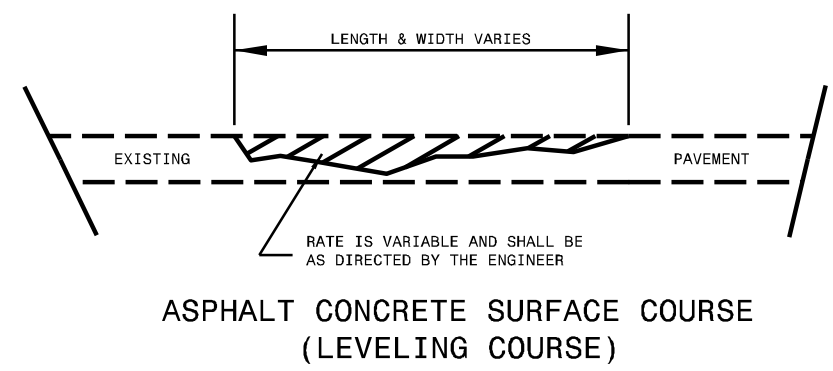
PATCHING EXISTING PAVEMENT
MILLING (IF REQUIRED BY TYPICAL) TO BE PERFORMED PRIOR TO PATCHING

SEAL TYPES AND MATERIAL APPLICATION RATES					
MAP #	TYPE OF SEAL	LAYER	AGGREGATE TYPE	AGGREGATE TARGET RATES (LBS/SY)	EMULSION TARGET RATES (GAL/SY)
ALL MAPS	DOUBLE	BOTTOM	78M	18	0.30
		TOP	9M	9	0.25
			EMULSION TYPE		
map #5-15	FOG SEAL	WITHIN 5 DAYS OF DOUBLE SEAL	CSS-1H		0.12

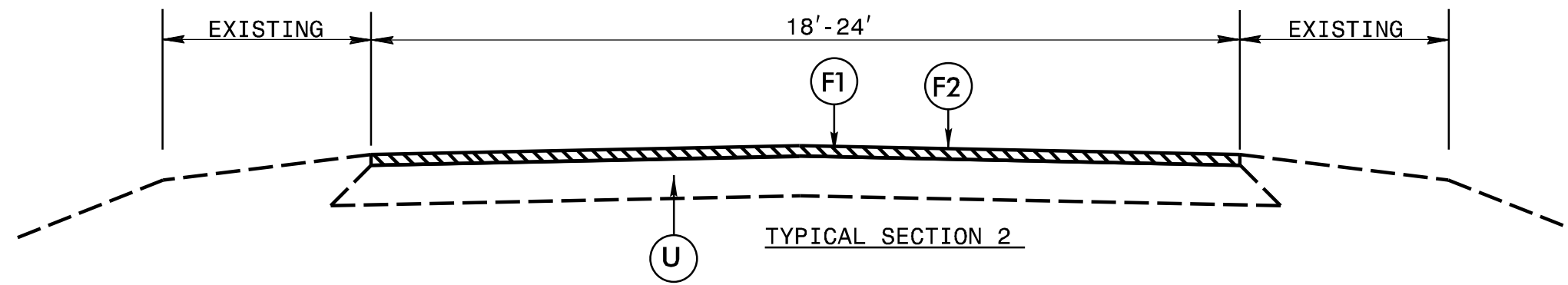
DETAIL OF PROJECT LIMITS AT Y LINES



TYPICAL SECTION 1



ASPHALT CONCRETE SURFACE COURSE (LEVELING COURSE)



TYPICAL SECTION 2