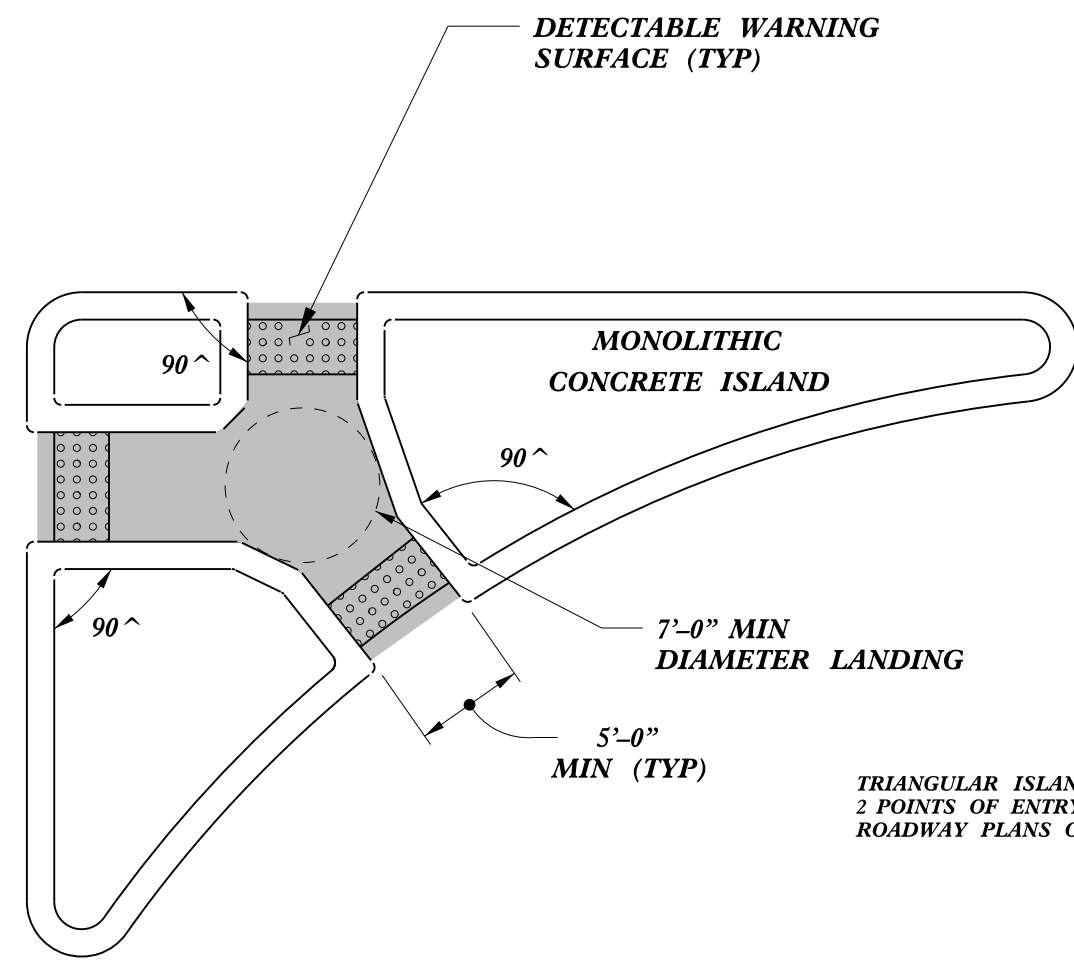
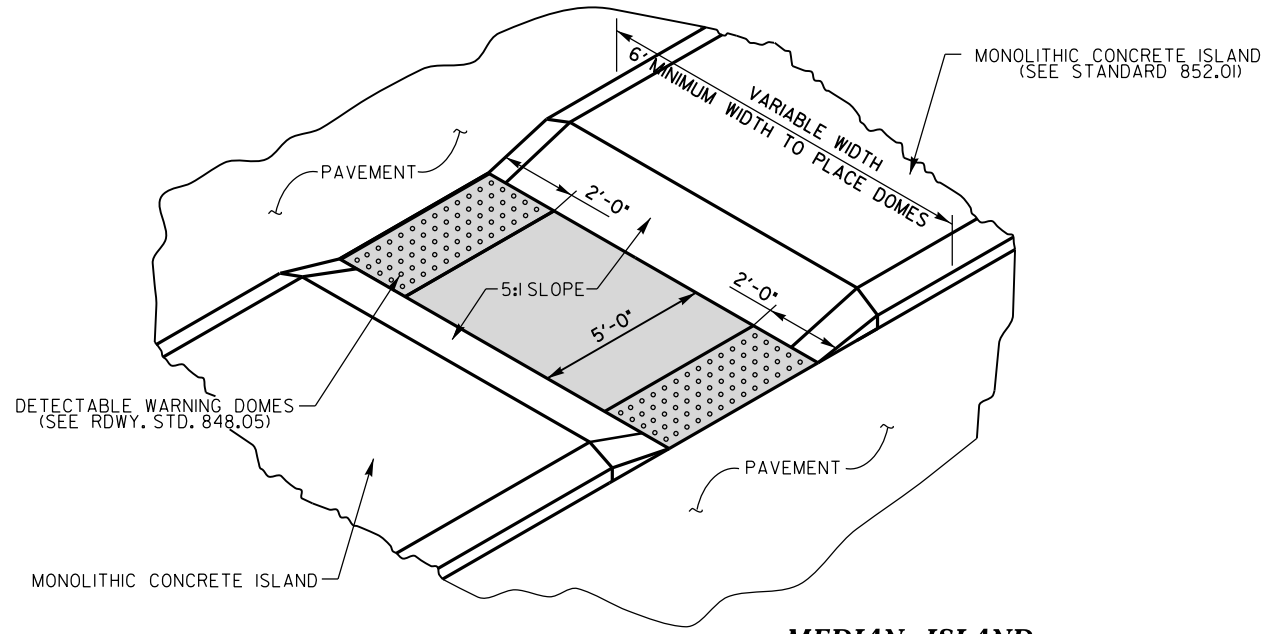


PAY LIMITS FOR 2 OR 3 CURB RAMPS
 (CALCULATE BASED ON NUMBER OF
 SETS OF TRUNCATED DOMES)

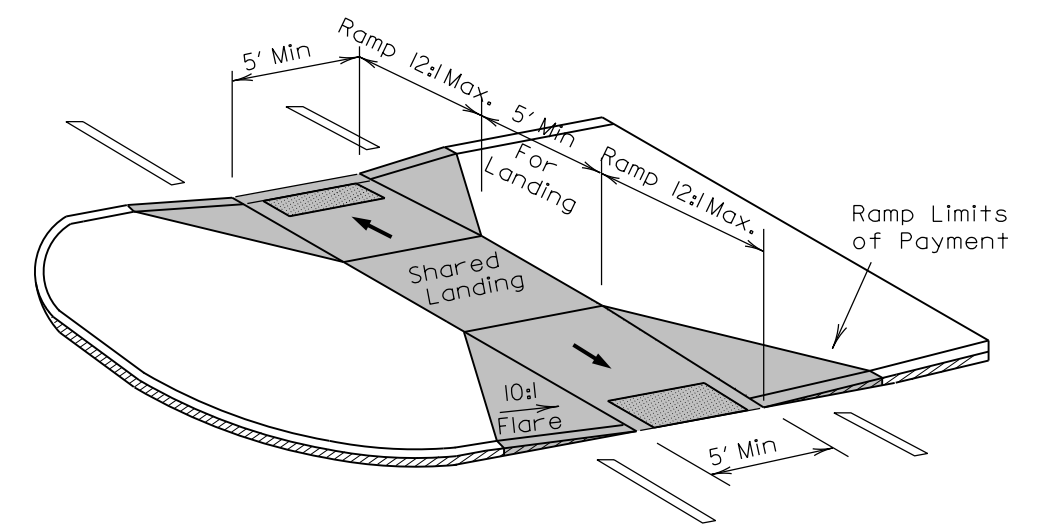


TRIANGULAR ISLANDS MAY BE CONSTRUCTED WITH ONLY
 2 POINTS OF ENTRY AND EXIT AS SHOWN IN THE
 ROADWAY PLANS OR AS DIRECTED BY THE ENGINEER.

**TRIANGULAR ISLAND
WITH CUT THROUGH**



**MEDIAN ISLAND
WITH CUT THROUGH**



**MEDIAN ISLAND
CURB RAMPS**

5/14/99
 \$\$\$\$SYTIME\$\$\$\$
 \$\$\$\$CONGN\$\$\$\$
 \$\$\$\$USERNAME\$\$\$\$
 \$\$\$\$\$\$\$\$

DOCUMENT NOT CONSIDERED FINAL UNLESS ALL SIGNATURES COMPLETED

CONTRACT STANDARDS AND DEVELOPMENT UNIT	
Office 919-707-6950	FAX 919-250-4119
CURB RAMPS	
Median or Turn Lane Islands	
ORIGINAL BY: J.S. HOWERTON	DATE: 7/7/11
MODIFIED BY: _____	DATE: _____
CHECKED BY: _____	DATE: _____
FILE SPEC. :stds/2012CurbRamp/CurbRampDetails.dwg	



DocuSign
 Joel S Howerton

11/18/2015

449E8E25522144F...