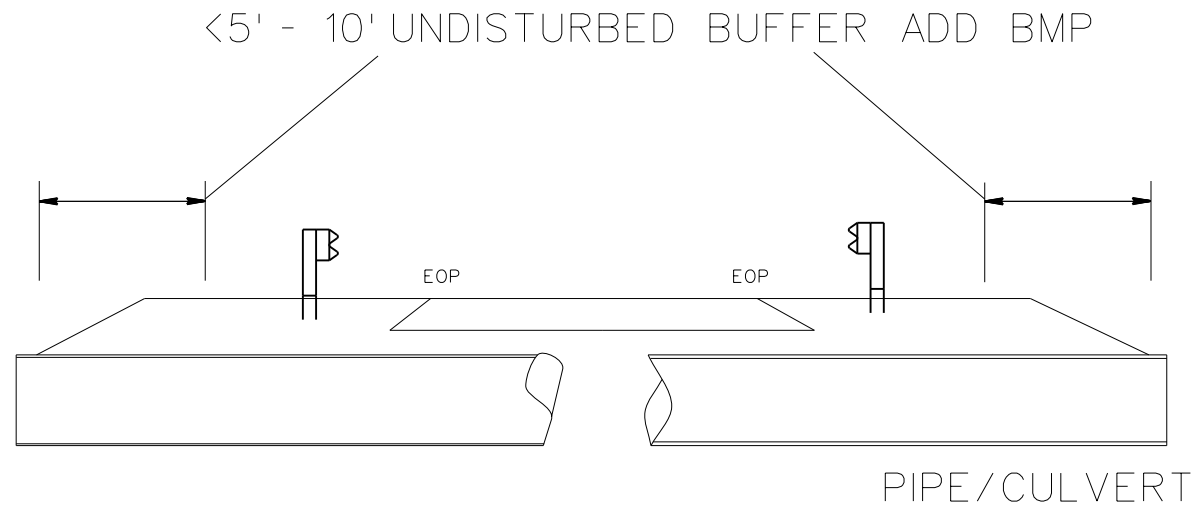


NOTES: LESS THAN 5' - 10' UNDISTURBED BUFFER FROM ROW, DITCHLINE, WATER FEATURE, OR DRAINAGE INLET, ADD BMP.

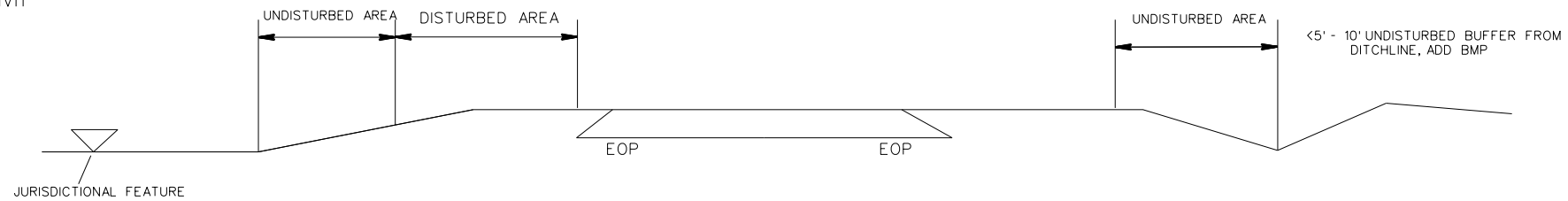
BMP OPTIONS: WATTLE OR SILT FENCE




STATE	PROJECT NO.	SHEET NO.	TOTAL SHEETS
N.C.	2021CPT.10.07.10901 2021CPT.10.07.20901 2021CPT.10.07.20902	EC-1	
F.A. PROJECT NO.			

2021CPT.10.05.10041
2021CPT.10.05.20041
2021CPT.10.05.20042

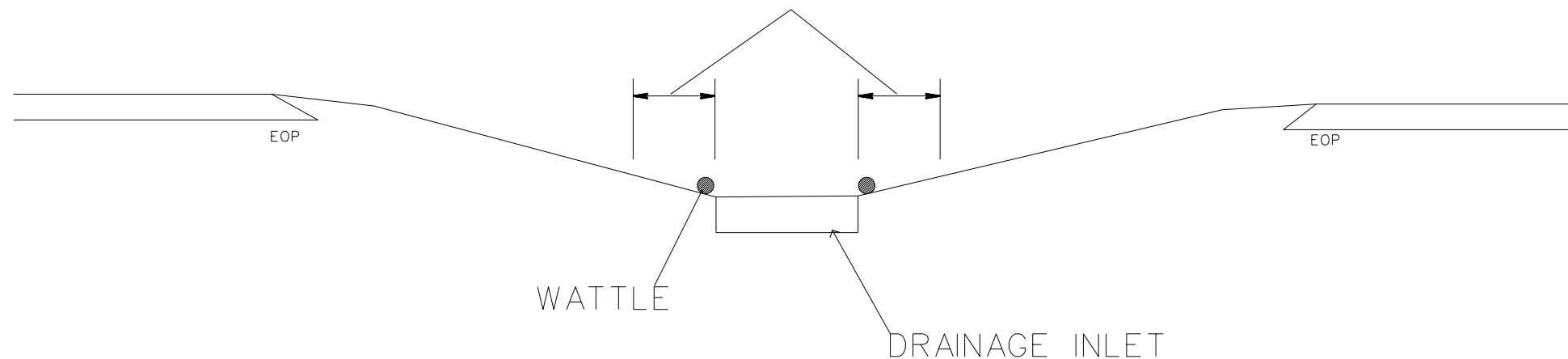
<5' - 10' UNDISTURBED BUFFER FROM JURISDICTIONAL FEATURE ADD BMP



USE BMP'S IF SHOULDERS AND/OR FRONTSLOPES AND/OR DITCHLINE AND/OR BACKSLOPES ARE DISTURBED



<5' - 10' UNDISTURBED BUFFER FROM INLET, ADD WATTLE



EROSION CONTROL DETAIL		REVISIONS	
SCALE	-NA-		
DATE	1/20		
DWG. BY	AMO		
DESIGN BY	AMO		
APPROVED	CLA		

