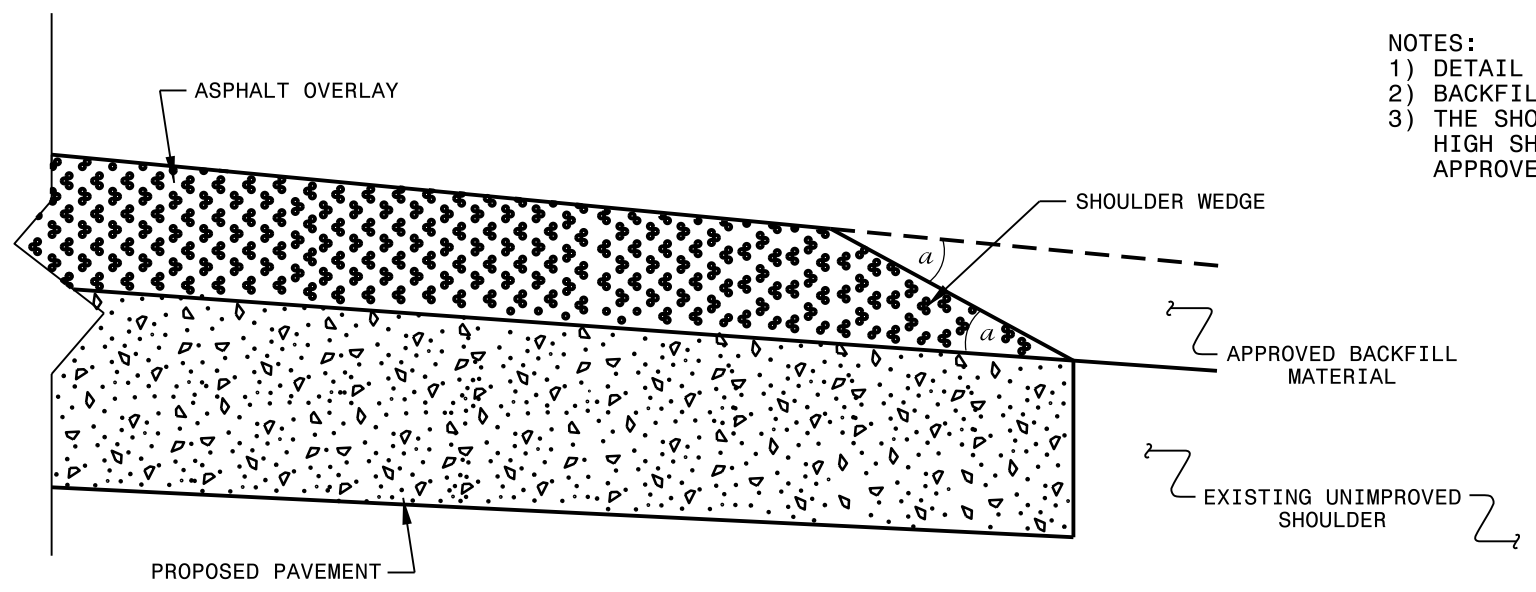
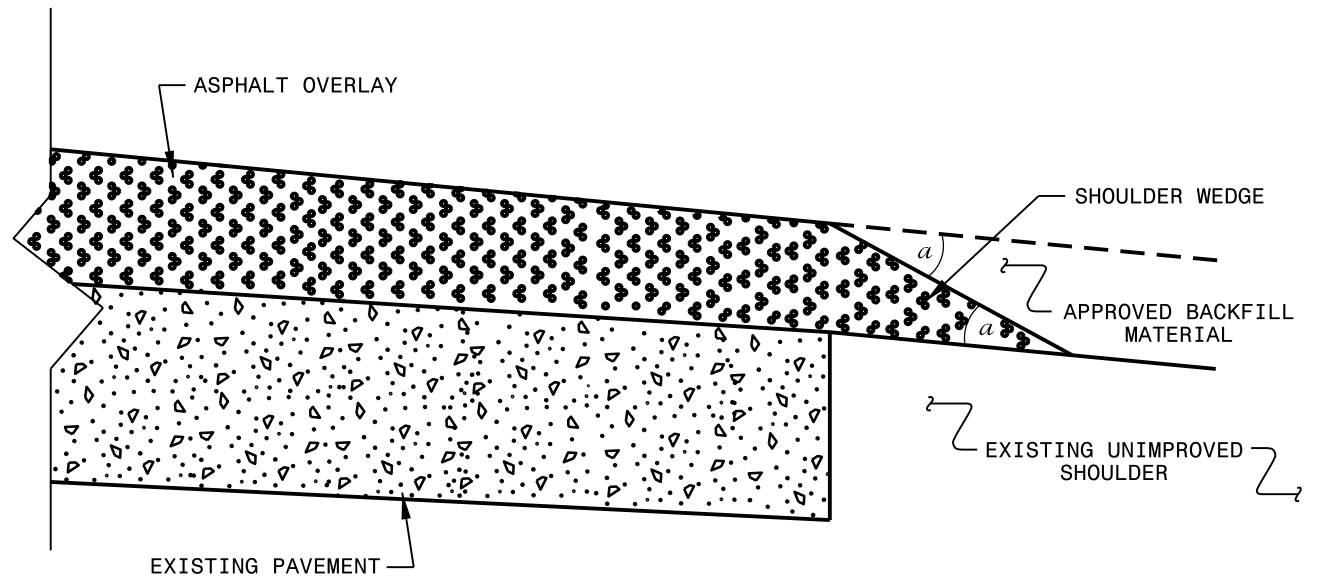


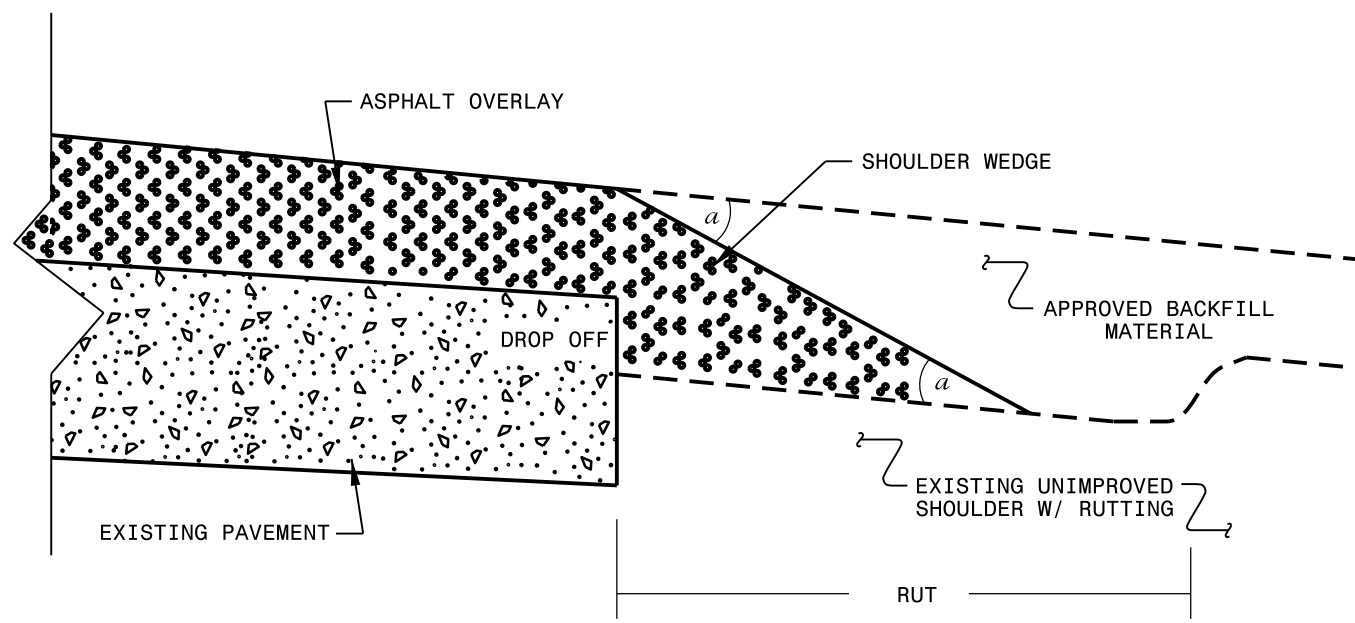
- NOTES:
- 1) DETAIL DOES NOT APPLY TO OGAFC AND ULTRA-THIN BONDED WEARING COURSE.
 - 2) BACKFILL SHOULDER WITH APPROVED MATERIAL.
 - 3) THE SHOULDER WEDGE DEVICE MAY BE DISENGAGED AT PAVED DRIVEWAYS, SIDE STREETS, HIGH SHOULDERS, AND OTHER LOCATIONS NOT FEASIBLE TO CONSTRUCT AS APPROVED BY THE ENGINEER.



SHOULDER WEDGE DETAIL
 (Resurfacing Projects w/ Widening or
 with Existing Paved Shoulder having no dropoffs)



SHOULDER WEDGE DETAIL
 (Resurfacing Projects w/ NO Widening)



SHOULDER WEDGE DETAIL
 (Resurfacing Adjacent to
 Rutted Shoulder)

- SHOULDER WEDGE ANGLE = 30°

| | | | |
|--|---------------|------------------|--|
| CONTRACT STANDARDS AND DEVELOPMENT UNIT | | | |
| Office 919-707-6950 | | FAX 919-250-4119 | |
| SHOULDER WEDGE DETAILS | | | |
| ORIGINAL BY: T.SPELL | DATE: 7-19-11 | | |
| MODIFIED BY: | DATE: 2/2/16 | | |
| CHECKED BY: | DATE: | | |
| FILE SPEC.: s:\usr\details\stand\shoulderwedgedetail.dgn | | | |

27 JUN 2018 13:22
 s:\usr\details\stand\shoulderwedgedetail.dgn
 3\Sampson August 2018 Revised Shoulder Wedge Detail.dgn
 2021CPT.03.04.10311, Etc.