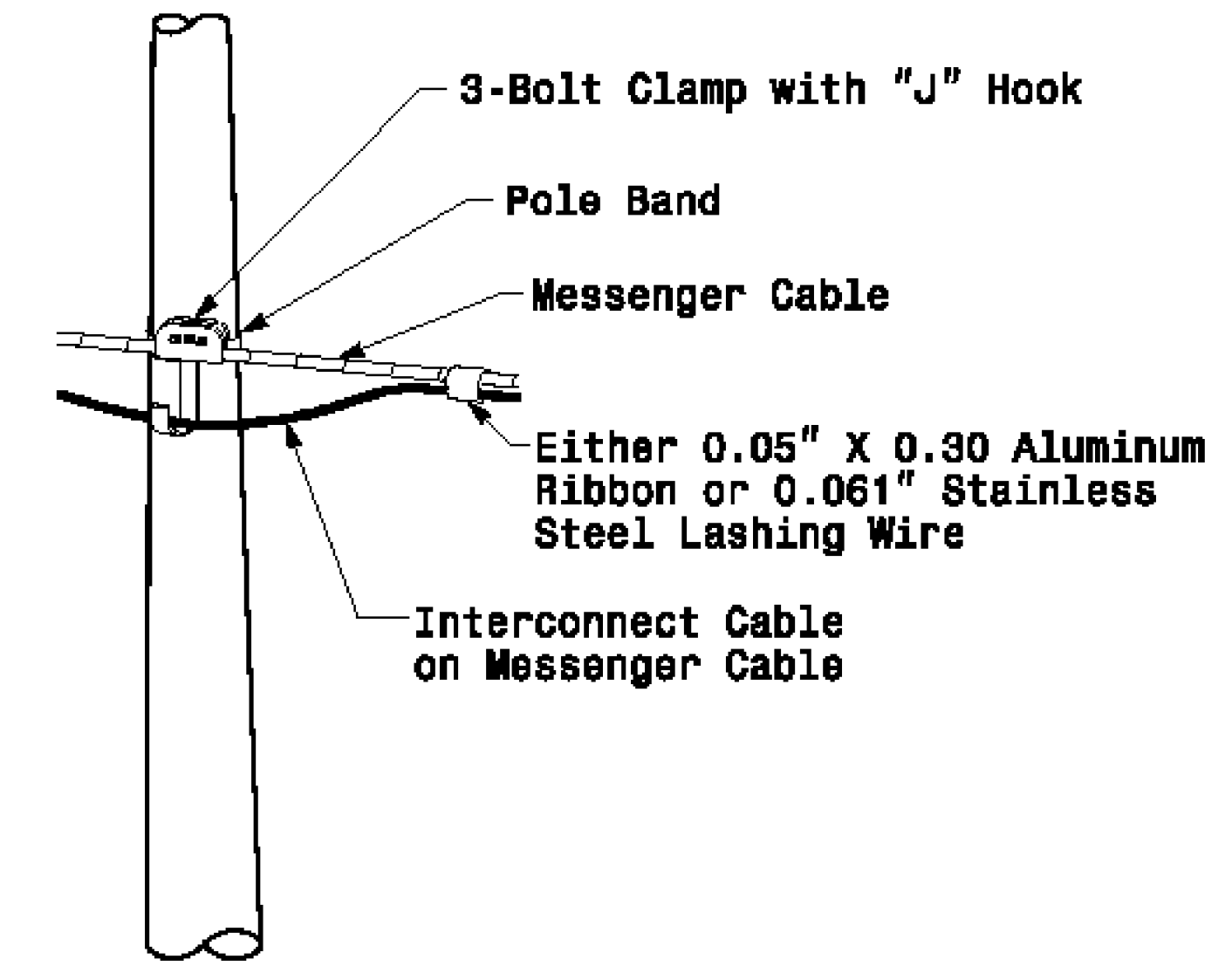


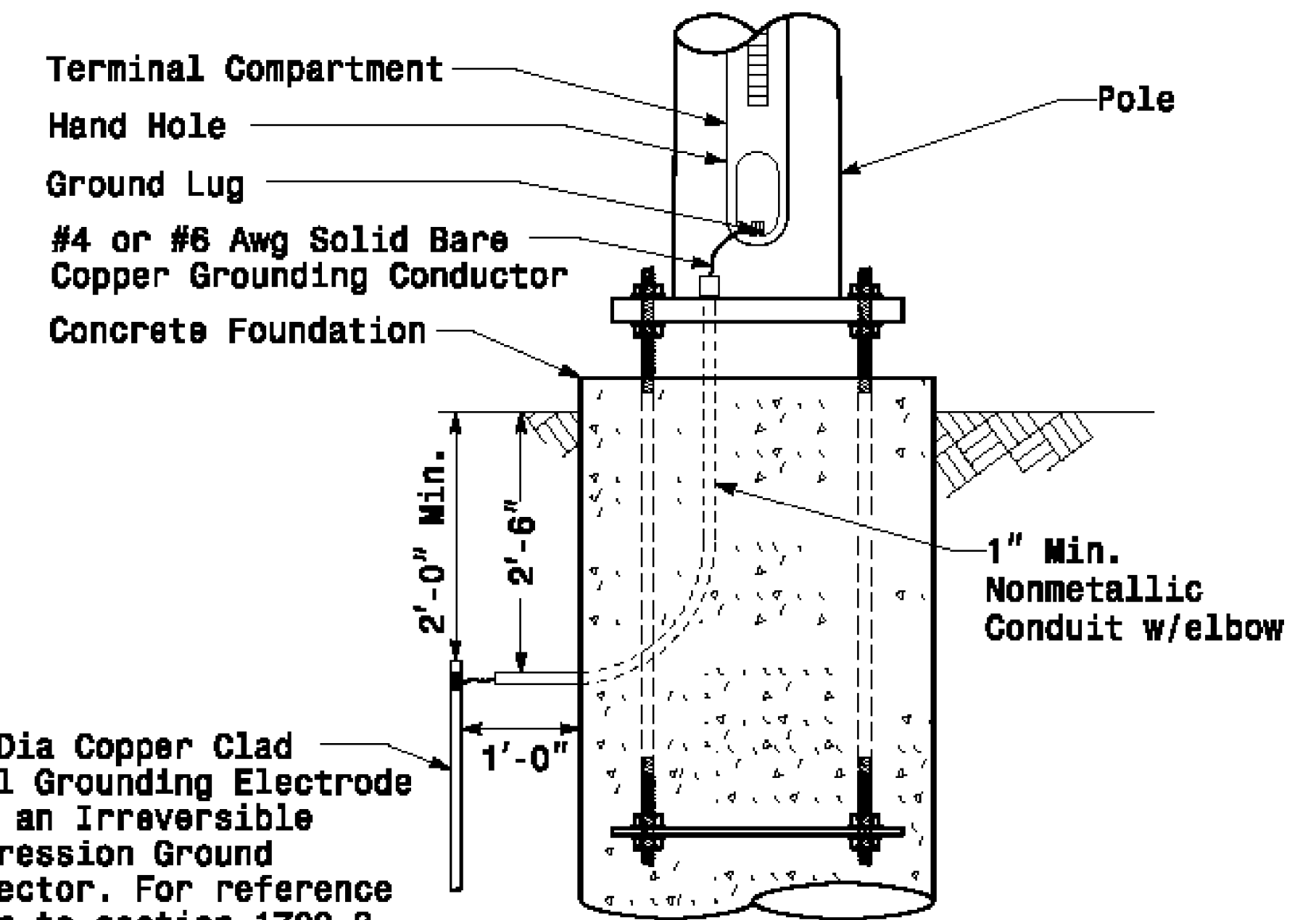
Strain Pole Attachments

NOTE:


1. Strap all signal cables to the side of the pole with $\frac{3}{4}$ " stainless steel straps when the distance between the spanwire attachment clamp and the weatherheads exceeds 3'-0".
2. Provide minimum two spanwire pole clamps per pole.
3. It is prohibited to attach two span wires at one pole clamp.
4. For general requirements refer to NCDOT Standard Specifications for Roadway and Structures, January 2018.



Attachment of Cable to Intermediate Metal Pole



Metal Pole Grounding Detail For Strain Pole and Mast Arm



730 Alameda Blvd., Durham, NC 27709
 SCALE: 0 NA NONE

Typical Fabrication Details For Strain Pole Attachments

PLAN DATE: OCTOBER 2017	DESIGNED BY: G.F. ANDREWS
PREPARED BY: H. BITTING	REVIEWED BY: D.G. SARKAR
REVISIONS	INIT. DATE



10/11/2017
 DATE

11-067-2017-08-36
 51# 15620415 Station 1545 (one) Station Section: Eastern Region: Sheet: 0162014 Sig. M6 Str. Fabrication Detail: Strain Poles.dgn