DocuSign Envelope ID: BA9B7A13-732F-4D78-9AD8-7AF4AB90D32C

PROJECT REFERENCE NO.	SHEET NO.
I-5711	Sig 20.1

EDI MODEL 2018ECLip-NC CONFLICT MONITOR PROGRAMMING DETAIL

(remove jumpers and set switches as shown)



REMOVE JUMPERS AS SHOWN

NOTES:

1. Card is provided with all diode jumpers in place. Removal of any jumper allows its channels to run concurrently.
2. Ensure jumpers SEL2-SEL5 and SEL9 are present on the monitor board.
3. Ensure that Red Enable is active at all times during normal operation.
4. Integrate monitor with Ethernet network in cabinet.

NOTES

1. To prevent "flash-conflict" problems, insert red flash program blocks for all unused vehicle load switches in the output file. The installer shall verify that signal heads flash in accordance with the Signal Plans.
2. Program controller to start up in phase 2 Green and phase 6 Green.
3. The cabinet and controller are part of the SR 1007 (Mebane Oaks Rd) Closed Loop System.

SIGNAL HEAD HOOK-UP CHART

LOAD SWITCH NO.	S1	S2	S3	S4	S5		S6	S7	S8	S9	S10	S11	S12	AUX S1	AUX S2	AUX S3	AUX S4	AUX S5	AUX S6
CMU CHANNEL NO.	1	2	13	3	4		14	5	6	15	7	8	16	9	10	17	11	12	18
PHASE	1	2	2 PED	3	4		4 PED	5	6	6 PED	7	8	8 PED	OLA	OLB	SPARE	OLC	OLD	SPARE
SIGNAL HEAD NO.	NU	21,22	NU	NU	41,42	62	NU	51★	61,62	NU	NU	NU	NU	NU	NU	NU	51★	43	NU
RED		128							134									A101	
YELLOW		129						✳	135										
GREEN		130							136										
RED ARROW					101												A114		
YELLOW ARROW					102	102											A115	A102	
FLASHING YELLOW ARROW																	A116		
GREEN ARROW					103	103		133										A103	

NU = Not Used

✳ Denotes install load resistor. See load resistor installation detail this sheet.

★ See pictorial of head wiring in detail this sheet.

EQUIPMENT INFORMATION

CONTROLLER.....2070
CABINET.....332 W/ AUX
SOFTWARE.....ECONOLITE ASC/3-2070
CABINET MOUNT.....BASE
OUTPUT FILE POSITIONS...18 WITH AUX. OUTPUT FILE
LOAD SWITCHES USED.....S2,S5,S7,S8,AUX S4,AUX S5
PHASES USED.....2,4,5,6
OVERLAP "A".....NOT USED
OVERLAP "B".....NOT USED
OVERLAP "C".....✳
OVERLAP "D".....✳

✳ See overlap programming detail on sheet 2

FYA SIGNAL WIRING DETAIL

(wire signal heads as shown)

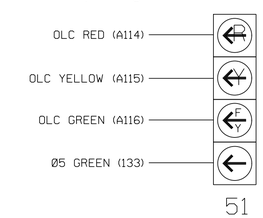

INPUT FILE POSITION LAYOUT

(front view)

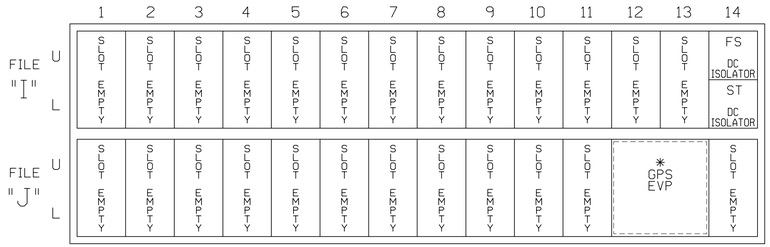

EX.: 1A, 2A, ETC. = LOOP NO.'S
See GPS Preemption Installation Note Below

FS = FLASH SENSE
ST = STOP TIME

SPECIAL DETECTOR NOTE

Install a GPS preemption system. Perform installation according to manufacturer's directions and NCDOT engineer approved mounting location to accomplish the preemption schemes shown on the Signal Design Plans.

VIDEO DETECTOR NOTE

Install a video detection system for vehicle detection. Perform installation according to manufacturer's directions and NCDOT engineer-approved mounting locations to accomplish the detection schemes shown on the Signal Design Plans.

FLASHER CIRCUIT MODIFICATION DETAIL

IN ORDER TO ENSURE THAT SIGNALS FLASH CONCURRENTLY ON THE SAME APPROACH, MAKE THE FOLLOWING FLASHER CIRCUIT CHANGES:

1. ON REAR OF PDA - REMOVE WIRE FROM TERM. T2-4 AND TERMINATE ON T2-2.
2. ON REAR OF PDA - REMOVE WIRE FROM TERM. T2-5 AND TERMINATE ON T2-3.
3. REMOVE FLASHER UNIT 2.

THE CHANGES LISTED ABOVE TIES ALL PHASES AND OVERLAPS TO FLASHER UNIT 1.

LOAD RESISTOR INSTALLATION DETAIL

(install resistors as shown)

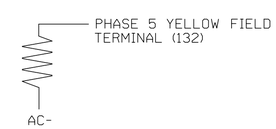

ACCEPTABLE VALUES

VALUE (ohms)	WATTAGE
1.5K - 1.9K	25W (min)
2.0K - 3.0K	10W (min)

THIS ELECTRICAL DETAIL IS FOR
THE SIGNAL DESIGN: 07-2060T2
DESIGNED: November 2019
SEALED: 12/17/2019
REVISED: N/A

PREPARED IN THE OFFICE OF:
Accelerate Engineering, PLLC
875 Walnut Street, Suite 316
Cary, NC 27511
Tel: 919.263.5678 Fax: 919.263.5687
NC License No. P-1442

Temporary Design 2
Electrical Detail - Sheet 1 of 2

DOCUMENT NOT CONSIDERED FINAL UNLESS ALL SIGNATURES COMPLETED

ELECTRICAL AND PROGRAMMING DETAILS FOR:

N.C. Transportation Mobility and Safety Division
Department of Transportation
Signals Management Section
750 N.Greenfield Pkwy,Garner,NC 27529

SR 1007 (Mebane Oaks Rd)
at
Garrett Crossing
(Walmart Entrance)

Division 7 Alamance County Mebane

PLAN DATE: November 2019 REVIEWED BY: Z. "Gavin" Teng
PREPARED BY: Z. "Gavin" Teng REVIEWED BY:

REVISIONS	INIT.	DATE

SEAL
NORTH CAROLINA PROFESSIONAL SEAL 032179 ENGINEER ZHAOLONG TENG

DocuSigned by: Zhaolong Teng 12/17/2019
SIGNATURE DATE

SIG. INVENTORY NO. 07-2060T2

$$$$$SYSTIME$$$$
$$$$$$$$$$$$$$$$$$$$$$$$$$$$$$$$
$$$$$$$$$$$$$$$$$$$$$$$$$$$$$$$$
$$$$$$$$$$$$$$$$$$$$$$$$$$$$$$$$
$$$$$$$$$$$$$$$$$$$$$$$$$$$$$$$$
$$$$$$$$$$$$$$$$$$$$$$$$$$$$$$$$
$$$$USERNAME$$$$