DocuSign Envelope ID: B0264177-31BF-45EA-A745-9E5A22DB2FCD

PROJECT REFERENCE NO.	SHEET NO.
R-2303E	Sig 2.0

PHASING DIAGRAM

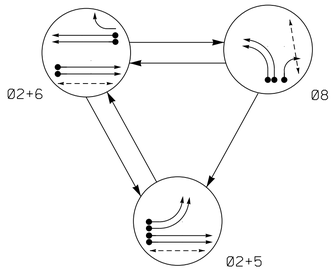

TABLE OF OPERATION				
SIGNAL FACE	PHASE			
	Ø2+5	Ø2+6	Ø8	FLASH
21, 22	G	G	R	Y
51, 52	←	~~R~~	~~R~~	~~R~~
61, 62	R	G	R	Y
81, 82	R	R	G	R
P21, P22	W	W	DW	DRK
P81, P82	DW	DW	W	DRK

SIGNAL FACE I.D.

All Heads L.E.D.

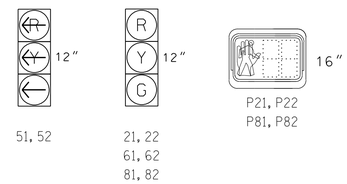

OASIS 2070 LOOP & DETECTOR INSTALLATION CHART											
INDUCTIVE LOOPS					DETECTOR PROGRAMMING						
LOOP	SIZE (FT)	DISTANCE FROM STOPBAR (FT)	TURNS	NEW LOOP	PHASE	CALLING	EXTENSION	FULL TIME DELAY	STRETCH TIME	DELAY TIME	SYSTEM LOOP	NEW CARD
2A, 2B	6X6	200	4	Y	2	Y	Y	-	-	-	-	-
5A	6X40	0	2-4-2	Y	5	Y	Y	-	-	3	-	-
5B	6X40	0	2-4-2	Y	5	Y	Y	-	-	-	-	-
6A, 6B	6X6	200	4	Y	6	Y	Y	-	-	-	-	-
8A	6X40	0	2-4-2	Y	8	Y	Y	-	-	-	-	-
8B	6X40	0	2-4-2	Y	8	Y	Y	-	-	-	-	-
8C	6X40	0	2-4-2	Y	8	Y	Y	-	-	10	-	-
S25	6X6	+160	4	Y	-	-	-	-	-	-	Y	-
S26	6X6	+160	4	Y	-	-	-	-	-	-	Y	-

3 Phase
Fully Actuated
NC 24 (Sunset Avenue) CLS
10302

NOTES

1. Refer to "Roadway Standard Drawings NCDOT" dated January 2018 and "Standard Specifications for Roads and Structures" dated January 2018.
2. Do not program signal for late night flashing operation unless otherwise directed by the Engineer.
3. Phase 5 may be lagged.
4. Reposition existing signal heads numbered 21, 22, 51, and 52, and sign "D".
5. Set all detector units to presence mode.
6. Omit "WALK" and flashing "DON'T WALK" with no pedestrian calls.
7. Program pedestrian heads to countdown the flashing "DON'T WALK" time.
8. Pedestrian pedestals are conceptual and shown for reference only. See Roadway Design Standard Drawings.
9. Maximum times shown in timing chart are for free-run operation only. Coordinated signal system timing values supersede these values.
10. Closed loop system data: Controller Asset # 0352.

PHASING DIAGRAM DETECTION LEGEND

- DETECTED MOVEMENT
- UNDETECTED MOVEMENT (OVERLAP)
- UNSIGNALIZED MOVEMENT
- PEDESTRIAN MOVEMENT

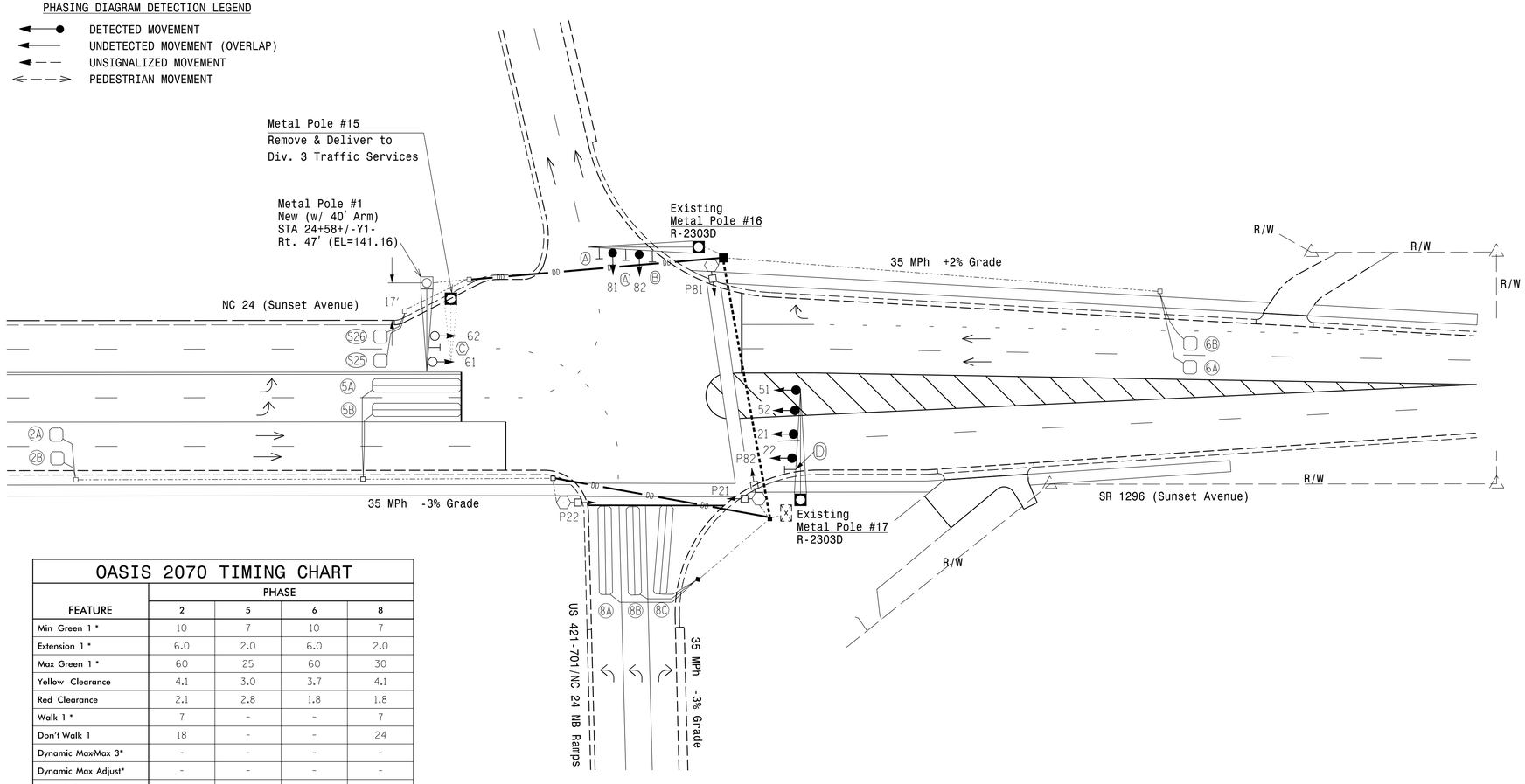

LEGEND

PROPOSED		EXISTING
	Traffic Signal Head	
	Modified Signal Head	N/A
	Sign	
	Pedestrian Signal Head With Push Button & Sign	
	Signal Pole with Guy	
	Signal Pole with Sidewalk Guy	
	Inductive Loop Detector	
	Controller & Cabinet	
	Junction Box	
	2-in Underground Conduit	
N/A	Right of Way	
	Directional Arrow	
	Metal Pole with Mastarm	
	Directional Drill	
Ⓐ	Left Arrow "ONLY" Sign (R3-5L)	Ⓐ
Ⓑ	Right Arrow "ONLY" Sign (R3-5R)	Ⓑ
Ⓒ	No Left Turn Sign (R3-2)	Ⓒ
Ⓓ	No Right Turn Sign (R3-1)	Ⓓ

OASIS 2070 TIMING CHART

FEATURE	PHASE 2	5	6	8
Min Green 1 *	10	7	10	7
Extension 1 *	6.0	2.0	6.0	2.0
Max Green 1 *	60	25	60	30
Yellow Clearance	4.1	3.0	3.7	4.1
Red Clearance	2.1	2.8	1.8	1.8
Walk 1 *	7	-	-	7
Don't Walk 1	18	-	-	24
Dynamic MaxMax 3*	-	-	-	-
Dynamic Max Adjust*	-	-	-	-
Seconds Per Actuation *	1.5	-	1.5	-
Max Variable Initial *	24	-	24	-
Time Before Reduction *	10	-	10	-
Time To Reduce *	20	-	20	-
Minimum Gap	3.0	-	3.0	-
Recall Mode	MIN RECALL	-	MIN RECALL	-
Vehicle Call Memory	YELLOW	-	YELLOW	-
Dual Entry	-	-	-	-
Simultaneous Gap	ON	ON	ON	ON

* These values may be field adjusted. Do not adjust Min Green and Extension times for phases 2 and 6 lower than what is shown. Min Green for all other phases should not be lower than 4 seconds.

Signal Upgrade - Final

Prepared for the Offices of:
Transportation Mobility and Safety Division
STATE OF NORTH CAROLINA DEPARTMENT OF TRANSPORTATION
Signal Design Section
750 N.Greenfield Pkwy,Garner,NC 27529

NC 24/SR 1296 (Sunset Avenue)
at
US 421-701/NC 24 NB Ramp

Division 3 Sampson County Clinton

PLAN DATE:	Sep 2019	REVIEWED BY:	D.J. Darity
PREPARED BY:	D.J. Darity	MAN PROJECT NO:	8522-07

REVISIONS	INIT.	DATE

SCALE 0 30 1"=30'

PREPARED BY:
moffatt & nichol
4700 FALLS OF NEUSE ROAD, SUITE 300
RALEIGH, NORTH CAROLINA 27609
(919) 781-4626 VOICE (919) 781-4869 FAX
NCPE LICENSE NO.: F-0105

DOCUMENT NOT CONSIDERED FINAL UNLESS ALL SIGNATURES COMPLETED

SEAL
NORTH CAROLINA PROFESSIONAL SEAL 19713 ENGINEER DONALD J. DARITY

DocuSigned by:
Don Darity
9D966A3841C6424...
9/12/2019

SIG. INVENTORY NO. 03-0352

$$$$$$SETTIMES$$$$$
$$ $$ $$$$$$$