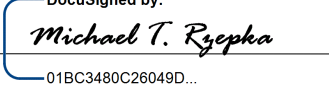



STATE OF NORTH CAROLINA  
DEPARTMENT OF TRANSPORTATION

SIGNING PLAN  
WAKE COUNTY

LOCATION: I-40 AND SR 3015 (AIRPORT BLVD.), REVISE INTERCHANGE AND CONSTRUCT  
AUXILIARY LANE ON I-40 WESTBOUND FROM SR 3015 (AIRPORT BLVD.) TO I-540.

TIP NO. I-5700	SHEET NO. SIGN-1
APPROVED:  018C3480C28048D...	
DATE: 9/10/2019	
	
DOCUMENT NOT CONSIDERED FINAL UNLESS ALL SIGNATURES COMPLETED	

T.I.P.: I-5700

CONTRACT: C204351

SUMMARY OF QUANTITIES

ITEM NO.		ITEM DESCRIPTION	QUANTITY	UNIT
DESC. NO.	SECT. NO.			
4048000000	902	REINFORCED CONCRETE SIGN FOUNDATION	9	C.Y.
4054000000	902	PLAIN CONCRETE SIGN FOUNDATION	3	C.Y.
4057000000	SP	OVERHEAD FOOTING	285	C.Y.
4060000000	903	SUPPORTS, BREAKAWAY STEEL BEAM	4141	LB.
4066000000	903	SUPPORTS, SIMPLE STEEL BEAM	6475	LB.
4072000000	903	SUPPORTS, 3 LB STEEL U-CHANNEL	1483	L.F.
4078000000	903	SUPPORTS, 2 LB STEEL U-CHANNEL	1	EA.
4096000000	904	SIGN ERECTION, TYPE D	10	EA.
4102000000	904	SIGN ERECTION, TYPE E	84	EA.
4108000000	904	SIGN ERECTION, TYPE F	5	EA.
4109000000	904	SIGN ERECTION, TYPE A (OVERHEAD)	33	EA.
4109000000	904	SIGN ERECTION, TYPE B (OVERHEAD)	9	EA.
4110000000	904	SIGN ERECTION, TYPE A (GROUND MOUNTED)	14	EA.
4110000000	904	SIGN ERECTION, TYPE B (GROUND MOUNTED)	6	EA.
4114000000	904	SIGN ERECTION, MILEMARKERS	1	EA.
4116000000	904	SIGN ERECTION, OVERLAY (GROUND MOUNTED)	5	EA.
4116100000	904	SIGN ERECTION, RELOCATE SIGN TYPE A (GROUND MOUNTED)	2	EA.
4116100000	904	SIGN ERECTION, RELOCATE SIGN TYPE E	6	EA.
4116100000	904	SIGN ERECTION, RELOCATE SIGN TYPE F	6	EA.
4116300000	904	SIGN ERECTION, LOGO TO PANEL	56	EA.
4082100000	906	SUPPORTS, OVERHEAD SIGN STRUCTURE @ STA 37+72 -L-		L.S.
4082100000	906	SUPPORTS, OVERHEAD SIGN STRUCTURE @ STA 42+36 -L-		L.S.
4082100000	906	SUPPORTS, OVERHEAD SIGN STRUCTURE @ STA 46+13 -L-		L.S.
4082100000	906	SUPPORTS, OVERHEAD SIGN STRUCTURE @ STA 51+48 -L-		L.S.
4082100000	906	SUPPORTS, OVERHEAD SIGN STRUCTURE @ STA 54+41 -L-		L.S.
4082100000	906	SUPPORTS, OVERHEAD SIGN STRUCTURE @ STA 32+50 -Y-		L.S.
4082100000	906	SUPPORTS, OVERHEAD SIGN STRUCTURE @ STA 43+00 -Y-		L.S.
4082100000	906	SUPPORTS, OVERHEAD SIGN STRUCTURE @ STA 52+00 -Y-		L.S.
4082100000	906	SUPPORTS, OVERHEAD SIGN STRUCTURE @ STA 70+00 -Y-		L.S.
4082100000	906	SUPPORTS, OVERHEAD SIGN STRUCTURE @ STA 86+00 -Y-		L.S.
4082100000	906	SUPPORTS, OVERHEAD SIGN STRUCTURE @ STA 112+38 -Y-		L.S.
4082100000	906	SUPPORTS, OVERHEAD SIGN STRUCTURE @ STA 19+30 -RPA-		L.S.
4082100000	906	SUPPORTS, OVERHEAD SIGN STRUCTURE @ STA 16+90 -RPC-		L.S.
4138000000	907	DISPOSAL OF SUPPORT, STEEL BEAM	1	EA.
4149000000	907	DISPOSAL OF SIGN SYSTEM, OVERHEAD	8	EA.
4151000000	907	STOCKPILE SIGN SYSTEM, STEEL BEAM	1	EA.
4152000000	907	DISPOSAL OF SIGN SYSTEM, STEEL BEAM	16	EA.
4155000000	907	DISPOSAL OF SIGN SYSTEM, U-CHANNEL	61	EA.
4192000000	907	DISPOSAL OF SUPPORT, U-CHANNEL	12	EA.
4234000000	907	DISPOSAL OF SIGN, A OR B (OVERHEAD)	7	EA.
4236000000	907	DISPOSAL OF SIGN, A OR B (GROUND MOUNTED)	1	EA.
4360000000	SP	SIGN ERECTION, LOGO MILEAGE PANEL TO SIGN	49	EA.

INDEX

SHEET NO.	DESCRIPTION
SIGN-1	TITLE SHEET
SIGN-2	SUPPORT INFORMATION
SIGN-3	'E' TYPE SIGNS 'F' TYPE SIGNS AND MILEMARKER SHEET
SIGN-4-4AA	SIGN DESIGNS AND OVERHEAD DETAILS
SIGN-5-5I	SIGN DETAIL SHEETS

ROADWAY STANDARD DRAWING

THE FOLLOWING ROADWAY STANDARDS AS APPEAR IN "ROADWAY STANDARD DRAWINGS" - N.C. DEPARTMENT OF TRANSPORTATION - RALEIGH, N.C., DATED JANUARY 2018 ARE APPLICABLE TO THIS PROJECT AND BY REFERENCE HEREBY ARE CONSIDERED A PART OF THESE PLANS:


STD. NO.	TITLE
901.10	TYPE 'A' SIGNS
901.20	TYPE 'B' SIGNS
901.50	ARROWS AND SHIELDS
901.60	RIVET SPACING FOR OVERLAYED SIGNS
901.70	SIGN STRINGERS AND SUPPORT SPACING
901.80	SIGN MOUNTING DETAILS FOR TYPE A AND TYPE B SIGNS
903.10	GROUND MOUNTED SIGN SUPPORTS
903.30	BARRIER SIGN SUPPORT ASSEMBLY
904.40	MILEPOST AND PLACEMENT
904.50	MOUNTING OF TYPE 'D', 'E' AND 'F' SIGNS ON 'U' CHANNEL POSTS
910.30	SIGNING SIGNALIZED AND UNSIGNALIZED SUPERSTREET

GENERAL NOTES

- SIGNS FURNISHED BY STATE
- CONFIRM IN WRITING AT LEAST 4 MONTHS IN ADVANCE, THE ACTUAL DATE THE DEPARTMENT FURNISHED SIGNS WILL BE REQUIRED.
- ALL TYPE 'D' SIGNS SHALL BE MOUNTED ON TWO U-CHANNEL POSTS UNLESS OTHERWISE INDICATED ON THE PLANS.
- IF REMOVAL OR RELOCATION OF SIGNS ON PRIVATE STREET (NON-STATE MAINTAINED) IS REQUIRED DUE TO CONSTRUCTION, THE CONTRACTOR SHALL INFORM THE ENGINEER. THE WORK WILL BE COMPLETED BY OTHERS.
- WHEN NOT STATIONED OR DIMENSIONED ON PLANS, ALL 'E' AND 'F' SIGNS SHALL BE FIELD LOCATED BY THE ENGINEER
- ALL EXISTING SIGNS ON "U" CHANNEL POST WITHIN THE PROJECT LIMITS SHALL BE REMOVED AND DISPOSED OF UNLESS OTHERWISE NOTED ON PLANS.
- WHEN EXISTING SIGNS ARE REMOVED AND INSTALLED ON NEW SUPPORTS, THE RE-ERECTION SHALL IMMEDIATELY FOLLOW THE REMOVAL.
- THE BACKGROUND FOR TYPE E & F SIGNS SHALL BE TYPE C REFLECTIVE SHEETING.
- DO NOT BEGIN FABRICATION FOR TYPES A & B SIGNS MOUNTED ON OVERHEAD STRUCTURES OR STEEL SUPPORTS UNTIL "S" DIMENSIONS HAVE BEEN FIELD VERIFIED.
- SEE ROADWAY PLANS FOR GUARD/GUIDE RAIL DETAILS.

PLAN REVIEWED BY: N.C.D.O.T. SIGNING AND DELINEATION UNIT

A. ALQUDWAH, P.E. SIGNING & DELINEATION REGIONAL ENGINEER  
M. EATON, P.E. SIGNING & DELINEATION PROJECT DESIGN ENGINEER




PLAN PREPARED BY: HDR

M. T. RZEPKA, P.E. PROJECT ENGINEER  
Y. MARIOTTE DESIGN ENGINEER





TIP NO. I-5700	SHEET NO. SIGN-2
APPROVED: <i>Michael T. Rzepka</i> 01BC348C28049D	
DATE: 9/10/2019	
	
DOCUMENT NOT CONSIDERED FINAL UNLESS ALL SIGNATURES COMPLETED	

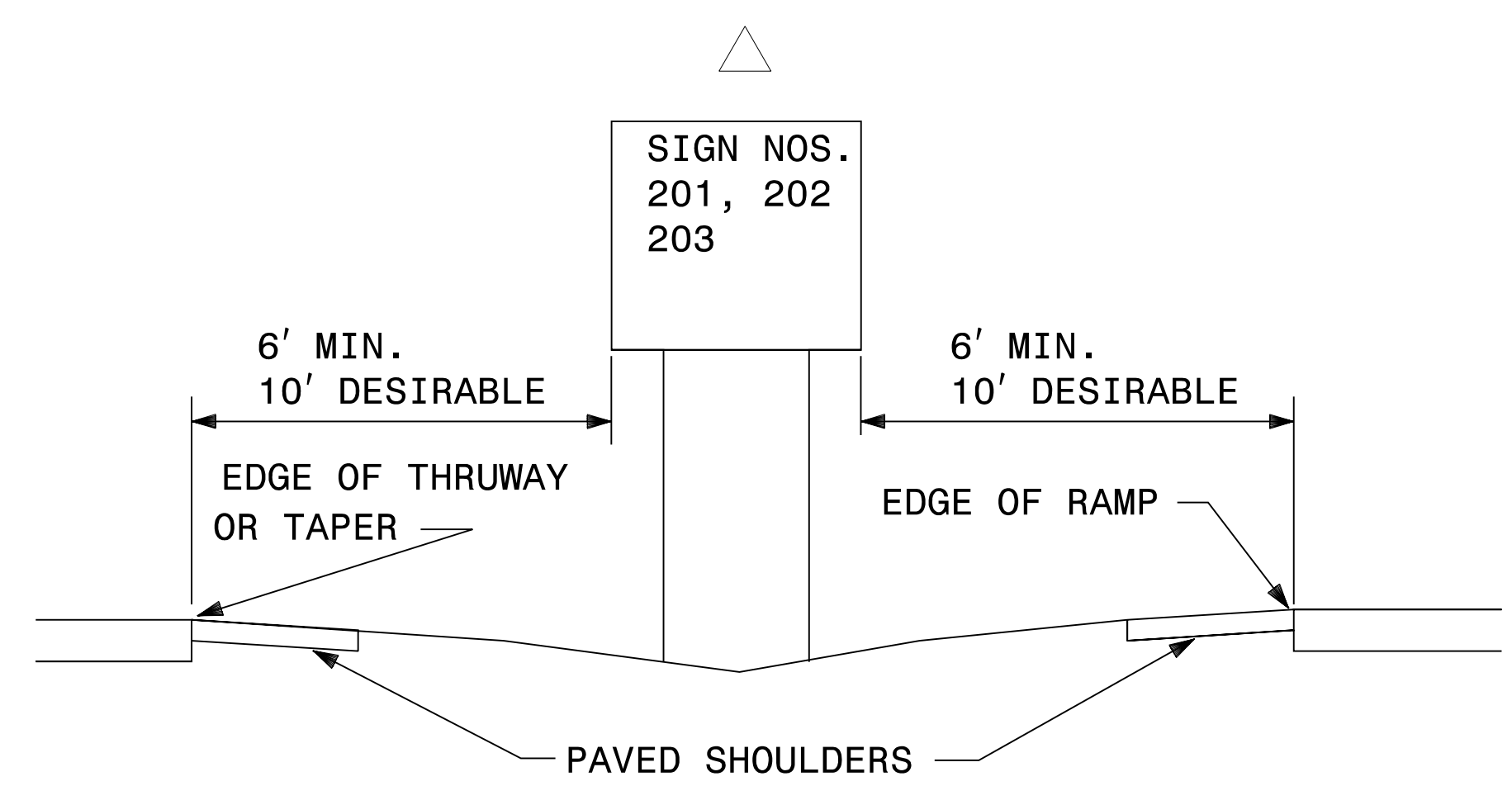
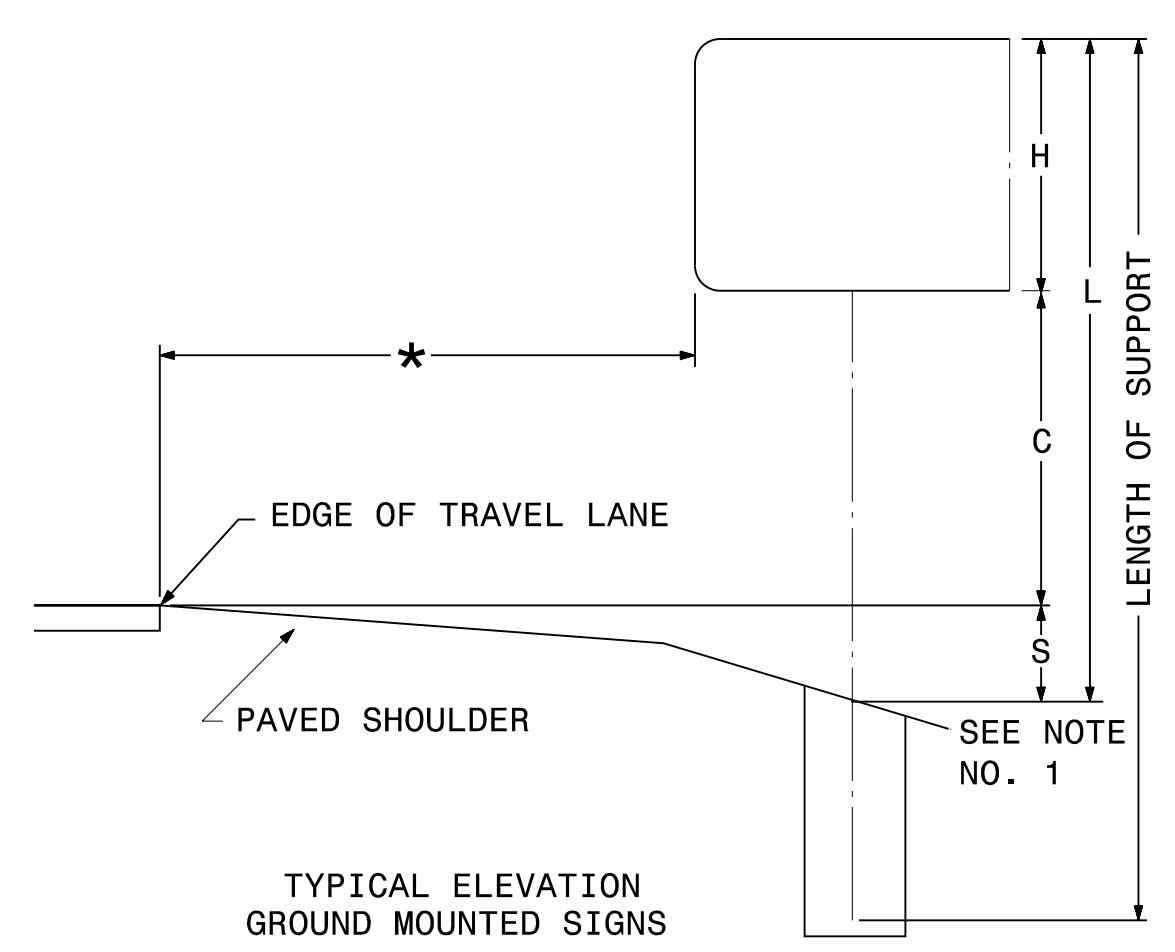
Version: 3.1 Posted: 6/2/2017

SIGN				ROADWAY STATION	NUMBER OF SUPPORTS	BEAM SECTION	SUPPORT TYPE BA or S	OMNI COUPLER	ATTACHMENT METHOD	MOUNTING METHOD	HORIZONTAL CLEARANCE* (ft.)	SUPPORT SPACING	LENGTH (ft)			LEFT SUPPORT (ft)			CENTER SUPPORT (ft)			RIGHT SUPPORT (ft)			SUPPORT WEIGHTS		FOOTINGS				FIELD VERIFIED SEE NOTE 2 (mm/dd/yy)					
NUMBER	TYPE	SIZE (in.)											SNS HT	MTG HT	EMBED-MENT	S	L	LENGTH	S	L	LENGTH	S	L	LENGTH	B/A (lbs.)	SIMPLE (lbs.)	DIAMETER (ft.)	DEPTH (ft.)	REINFORCED (c.y.)	PLAIN (c.y.)		DIAMETER (ft.)	DEPTH (ft.)	REINFORCED (c.y.)	PLAIN (c.y.)	
		w	x																																	h
101	A	120	x	162	-L- 31+78	2	W6x16	S	N/A	N/A	N/A	20.00	5.86	13.50	7.00	4.0	0.80	21.30	25.30	0.00	0.00	0.00	1.10	21.60	25.60	0.00	0.00	814.4	1.5	4.5	0.59	0.00				
102	A	132	x	210	-L- 57+00	2	W14x30	S	N/A	N/A	N/A	23.50	6.45	17.50	7.00	4.5	10.00	34.50	39.00	0.00	0.00	0.00	5.70	30.20	34.70	0.00	0.00	2211	3.0	5	2.62	0.00				
104	A	180	x	138	-Y- 103+00	2	W8x18	BA	N/A	N/A	N/A	40.00	8.79	11.50	9.60	4.5	0.40	21.50	26.00	0.00	0.00	0.00	-2.60	18.50	23.00	1022.00	0	2.0	5	1.16	0.00					
105	A	90	x	72	-RPA- 15+50	2	S4x7.7	S	N/A	N/A	N/A	20.00	4.40	6.00	7.00	3.0	2.60	15.60	18.60	0.00	0.00	0.00	3.80	16.80	19.80	0.00	0.00	295.68	1.0	3.5	0.00	0.20				
106	A	90	x	72	-RPA- 16+50	2	W6x9	S	N/A	N/A	N/A	20.00	4.40	6.00	7.00	2.5	3.20	16.20	18.70	0.00	0.00	0.00	5.40	18.40	20.90	0.00	0.00	356.4	1.5	3	0.39	0.00				
107	A	90	x	72	-RPA- 17+50	2	S4x7.7	S	N/A	N/A	N/A	20.00	4.40	6.00	7.00	3.0	1.30	14.30	17.30	0.00	0.00	0.00	2.00	15.00	18.00	0.00	0.00	271.81	1.0	3.5	0.00	0.20				
108	B	90	x	48	-RPA- 18+50	2	S3x5.7	S	N/A	N/A	N/A	20.00	4.40	4.00	7.00	2.5	1.30	12.30	14.80	0.00	0.00	0.00	2.00	13.00	15.50	0.00	0.00	172.71	1.0	3	0.00	0.17				
109	A	90	x	72	-RPA- 20+20	2	S3x5.7	BA	N/A	N/A	N/A	20.00	4.40	6.00	7.10	3.0	-0.10	13.00	16.00	0.00	0.00	0.00	1.10	14.20	17.20	225.24	0	1.0	3.5	0.00	0.20					
110	B	84	x	48	-RPB- 16+50	2	S3x5.7	BA	N/A	N/A	N/A	20.00	4.10	4.00	7.00	2.5	3.20	14.20	16.70	0.00	0.00	0.00	2.50	13.50	16.00	222.39	0	1.0	3	0.00	0.17					
111	A	90	x	72	-RPC- 15+25	2	S4x7.7	BA	N/A	N/A	N/A	20.00	4.40	6.00	7.00	3.0	2.60	15.60	18.60	0.00	0.00	0.00	3.30	16.30	19.30	331.83	0	1.0	3.5	0.00	0.20					
112	A	90	x	72	-RPC- 16+25	2	S4x7.7	BA	N/A	N/A	N/A	20.00	4.40	6.00	7.00	3.0	2.50	15.50	18.50	0.00	0.00	0.00	3.20	16.20	19.20	330.29	0	1.0	3.5	0.00	0.20					
113	A	90	x	72	-RPC- 17+25	2	S4x7.7	BA	N/A	N/A	N/A	20.00	4.40	6.00	7.00	3.0	2.30	15.30	18.30	0.00	0.00	0.00	3.10	16.10	19.10	327.98	0	1.0	3.5	0.00	0.20					
114	B	90	x	48	-RPC- 18+90	2	S3x5.7	BA	N/A	N/A	N/A	20.00	4.40	4.00	7.00	2.5	1.80	12.80	15.30	0.00	0.00	0.00	2.60	13.60	16.10	214.98	0	1.0	3	0.00	0.17					
115	A	90	x	72	-RPC- 19+90	2	S4x7.7	BA	N/A	N/A	N/A	20.00	4.40	6.00	7.00	3.0	1.80	14.80	17.80	0.00	0.00	0.00	2.60	15.60	18.60	320.28	0	1.0	3.5	0.00	0.20					
116	B	84	x	48	-RPD- 19+00	2	S3x5.7	BA	N/A	N/A	N/A	20.00	4.10	4.00	7.00	2.5	1.80	12.80	15.30	0.00	0.00	0.00	1.10	12.10	14.60	206.43	0	1.0	3	0.00	0.17					
117	B	84	x	48	-Y- 71+00	2	S3x5.7	BA	N/A	N/A	N/A	40.00	4.10	4.00	7.00	2.5	2.90	13.90	16.40	0.00	0.00	0.00	2.00	13.00	15.50	217.83	0	1.0	3	0.00	0.17					
118	B	84	x	48	-Y- 73+00	2	S3x5.7	BA	N/A	N/A	N/A	40.00	4.10	4.00	7.00	2.5	0.50	11.50	14.00	0.00	0.00	0.00	1.80	12.80	15.30	203.01	0	1.0	3	0.00	0.17					
201	A	126	x	60	-Y- 18+50	2	S4x7.7	BA	YES	N/A	N/A	Δ	6.15	5.00	7.00	0.0	1.80	13.80	13.80	0.00	0.00	0.00	1.50	13.50	13.50	210.21	0	1.5	3	0.39	0.00					
202	A	96	x	60	-Y- 56+30	2	S3x5.7	BA	YES	N/A	N/A	Δ	4.69	5.00	7.00	0.0	1.50	13.50	13.50	0.00	0.00	0.00	1.50	13.50	13.50	153.90	0	1.5	3	0.39	0.00					
203	A	96	x	60	-Y- 116+50	2	S3x5.7	BA	YES	N/A	N/A	Δ	4.69	5.00	7.00	0.0	1.50	13.50	13.50	0.00	0.00	0.00	1.50	13.50	13.50	153.90	0	1.5	3	0.39	0.00					
901	A	180	x	144	-Y- 33+00	2	W8x18	S	N/A	N/A	N/A	20.00	8.79	12.00	7.00	4.5	4.90	23.90	28.40	0.00	0.00	0.00	1.80	20.80	25.30	0.00	0.00	966.6	2.0	5	1.16	0.00				
902	A	264	x	156	-L- 61+00	3	W8x18	S	N/A	N/A	N/A	15.00	7.81	13.00	11.20	4.5	-1.90	22.30	26.80	-3.00	21.20	25.70	-4.20	20.00	24.50	0.00	0.00	1386	2.0	5	1.75	0.00				

TOTAL	4140.27	TOTAL	6474.60	TOTAL	8.85	TOTAL	2.47
USE:	4141.00	6475.00		9.00	3.00		


NOTES

- DIMENSION "S" REPRESENTS AN INCREASE (+), OR A DECREASE (-) IN POLE LENGTH, RELATIVE TO THE ELEVATION OF THE EDGE OF TRAVEL LANE.
- FIELD VERIFICATIONS SHALL BE REQUIRED FOR ALL SUPPORTS, SEE (\*) ARTICLE 903-3. FABRICATORS SHALL BE AISC CERTIFIED IN CATEGORY 1, SEE (\*) ARTICLE 1072-1. (\*) = N.C.D.O.T. STANDARD SPECIFICATIONS FOR ROADS AND STRUCTURES
- PLAN LOCATIONS FOR EXISTING UTILITIES ARE BASED ON THE BEST AVAILABLE INFORMATION AND, THEREFORE MAY NOT BE PRECISELY ACCURATE. THEREFORE, IT IS INCUMBENT UPON THE CONTRACTOR TO DETERMINE THE EXACT LOCATION OF UTILITIES BEFORE BEGINNING WORK IN A LOCATION.
- IF GROUNDWATER IS ENCOUNTERED AT A DEPTH SHALLOWER THAN 7 FEET, THE SIGN FOUNDATION MUST BE REDESIGNED BASED UPON THE ACTUAL FIELD CONDITIONS. THE FOUNDATION DESIGN DOES NOT APPLY TO VERY SOFT OR LOOSE SOIL, MUCK, WEATHERED ROCK, OR HARD ROCK.




**TYPE "A" AND TYPE "B" GROUND MOUNTED SIGNS**

9/10/2019 10:07:00 AM C:\pwworking\east01\c06596054\15700\_sign\_support.t-2.dgn

TIP NO. I-5700	SHEET NO. SIGN-3
APPROVED: <i>Michael T. Rzepka</i> 018C3480C26049D	
DATE: 9/10/2019	
SEAL 	
DOCUMENT NOT CONSIDERED FINAL UNLESS ALL SIGNATURES COMPLETED	

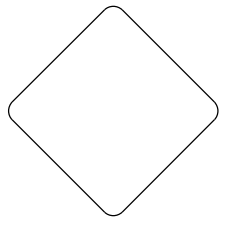
401 QUANTITY REQ'D 12



24" X 30"  
R4-7

ONE "U" POST PER SIGN


402 QUANTITY REQ'D 14



18" X 18"  
OM1-3

MOUNT BELOW SIGNS 401 & 416  
IN TWO LOCATIONS


403 QUANTITY REQ'D 5



36" X 12"  
R6-1 R

ONE "U" POST PER SIGN


404 QUANTITY REQ'D 5



36" X 36"  
R3-7 R

ONE "U" POST PER SIGN


405 QUANTITY REQ'D 5



30 X 30  
W3-3

ONE "U" POST PER SIGN

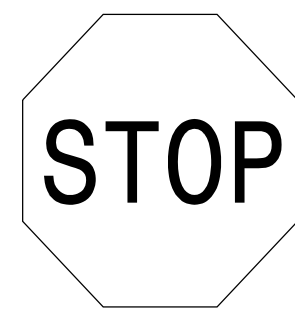
406 QUANTITY REQ'D 2



30 X 36  
R2-1

ONE "U" POST PER SIGN


407 QUANTITY REQ'D 3



36" X 36"  
R1-1

ONE "U" POST PER SIGN


408 QUANTITY REQ'D 1



36" X 36"  
W12-1

ONE "U" POST PER SIGN


409 QUANTITY REQ'D 4



30" X 30"  
W11-2

ONE "U" POST PER SIGN

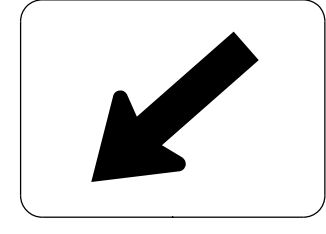
410 QUANTITY REQ'D 2



24" X 12"  
W16-7pL

MOUNT BELOW SIGN 409  
IN TWO LOCATIONS


411 QUANTITY REQ'D 2



24" X 12"  
W16-7pR

MOUNT BELOW SIGN 409  
IN TWO LOCATIONS


412 QUANTITY REQ'D 2



36" X 36"  
R3-4

MOUNTED BACK-TO-BACK  
WITH SIGN 401 IN  
TWO LOCATIONS


413 QUANTITY REQ'D 4



36" X 36"  
R3-1

ONE "U" POST PER SIGN

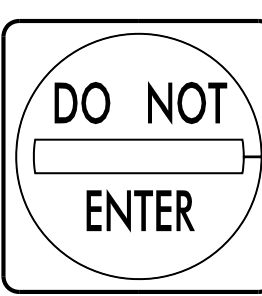
414 QUANTITY REQ'D 2



36" X 36"  
R3-2

ONE "U" POST PER SIGN

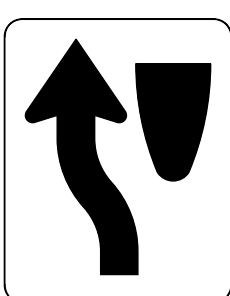
415 QUANTITY REQ'D 4



36" X 36"  
R5-1

ONE "U" POST PER SIGN

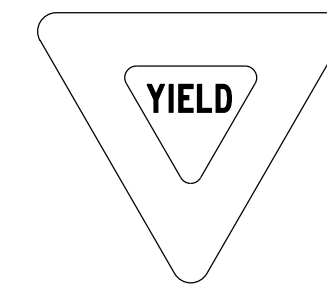
416 QUANTITY REQ'D 2



24" X 30"  
R4-8

ONE "U" POST PER SIGN


417 QUANTITY REQ'D 6



36" X 36" X 36"  
R1-2

ONE "U" POST PER SIGN


418 QUANTITY REQ'D 4



42" X 30"  
R5-1a

ONE "U" POST PER SIGN;  
MOUNTED BACK-TO-BACK  
WITH SIGN 108 & 114 IN  
TWO LOCATIONS


419 QUANTITY REQ'D 2



54" X 18"  
R6-1 L

TWO "U" POSTS PER SIGN


420 QUANTITY REQ'D 1



36" X 36"  
R3-7 L

ONE "U" POST PER SIGN


421 QUANTITY REQ'D 1



36" X 36"  
W4-2R

ONE "U" POST PER SIGN


422 QUANTITY REQ'D 1



30" X 30"  
W3-1

ONE "U" POST PER SIGN


423 QUANTITY REQ'D 2



48" X 60"  
R2-1

TWO "U" POSTS PER SIGN


424 QUANTITY REQ'D 3



42" X 48"  
SEE SIGN  
DESIGN

TWO "U" POSTS PER SIGN


425 QUANTITY REQ'D 1



48" X 48"  
R8-3

TWO "U" POST PER SIGN

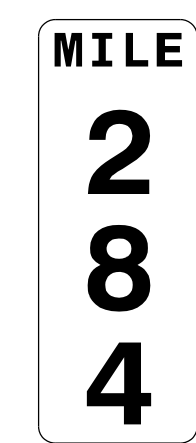
426 QUANTITY REQ'D 1



36" X 18"  
R7-201

MOUNT BELOW SIGN 425  
IN ONE LOCATION


QUANTITY REQ'D 1




12" X 48"  
D10-3

ONE "U" POST PER SIGN


501  
502



1-21" X 15"




1-24" X 24"




1-21" X 15"

ONE "U" POST PER ASSEMBLY


503



1-24" X 12"




1-24" X 24"




1-21" X 15"

ONE "U" POST PER ASSEMBLY

504




1-36" X 18"




1-36" X 36"

ONE "U" POST PER ASSEMBLY

505



1-36" X 18"



1-36" X 36"

ONE "U" POST PER ASSEMBLY

**TYPE "E" SIGNS,  
TYPE "F" SIGNS  
& MILEMARKER**

9/10/2019 10:50:00 AM C:\pwworking\east01\ad6596054\15700\_sign\_e\_f\_signs\_03.dgn



SIGN NUMBER: 18 TYPE: A BACKG COLOR: Green COPY COLOR: White

DESIGN BY: R DRAYTON CHECKED BY: M. RZEPKA Feb 25, 2019 DIV:5

PROJECT ID: I-5700

SYMBOL	X	Y	WID	HT
M1_1	16.1	75.1	36	36
ARDOWN	50	13.1	32.1	22

USE NOTES: 1, 2 & 3

- Legend and border(except those that are colored black) shall be direct applied Grade A sheeting.
- Background shall be Grade C reflective sheeting.
- Shields; A, B, and C type arrows shall be on 0.032" (0.8mm) aluminum and demountable.

LETTER POSITIONS

Letter spacings are to start of next letter

	W	E	S	T	Series/Size			
	67.1	15.9	2.2	10.7	11	9	16.1	E 2000
								48.8
	D	u	r	h	a	m		EM 2000
	17.7	17.8	17	11.8	15.5	17	17.6	96.6

FILENAME: I-5700\_SignDesigns NORTH CAROLINA D.O.T. SIGN DETAIL

SIGN NUMBER: 2 & 7 TYPE: A BACKG COLOR: Green COPY COLOR: White

DESIGN BY: R DRAYTON CHECKED BY: M. RZEPKA May 23, 2019 DIV: 9

PROJECT ID: I-5700

SYMBOL	X	Y	WID	HT
ARDOWN	20	12	32.1	22
ARDOWN	200	12	32.1	22

USE NOTES: 1, 2 & 3

- Legend and border(except those that are colored black) shall be direct applied Grade A sheeting.
- Background shall be Grade C reflective sheeting.
- Shields; A, B, and C type arrows shall be on 0.032" (0.8mm) aluminum and demountable.

LETTER POSITIONS

Letter spacings are to start of next letter

	A	i	r	p	o	r	t	B	l	v	d	Series/Size			
	47.4	20	9.6	11.8	14.1	15.8	10.2	8.3	16	17.4	7.8	15.5	10.6	47.4	EM 2000
															157.3
	E	A	S	T								E 2000			
	102.8	11.3	1.5	13.6	11	9	102.8					46.4			
	R	D	U	A	i	r	p	o	r	t		EM 2000			
	50	16.3	16.8	13	16	20	9.6	11.8	14.1	15.8	10.2	8.3	50	152	

FILENAME: I-5700\_SignDesigns NORTH CAROLINA D.O.T. SIGN DETAIL

APPROVED: Michael T. Rzepka

DATE: 9/10/2019

DOCUMENT NOT CONSIDERED FINAL UNLESS ALL SIGNATURES COMPLETED

SIGN NUMBER: 3 TYPE: A BACKG COLOR: Green COPY COLOR: White

DESIGN BY: R DRAYTON CHECKED BY: M. RZEPKA Feb 25, 2019 DIV:5

PROJECT ID: I-5700

SYMBOL	X	Y	WID	HT
M1_1	16.5	46.3	36	36
AR_Type A	129.9	36.5	22.3	35

USE NOTES: 1, 2 & 3

- Legend and border(except those that are colored black) shall be direct applied Grade A sheeting.
- Background shall be Grade C reflective sheeting.
- Shields; A, B, and C type arrows shall be on 0.032" (0.8mm) aluminum and demountable.

LETTER POSITIONS

Letter spacings are to start of next letter

	E	A	S	T	Series/Size				
	67.5	11.3	1.5	13.6	11	9	60.1	E 2000	
								46.4	
	R	a	l	e	i	g	h	EM 2000	
	19.1	15.8	17	8.2	15.5	8.2	17	10.6	62.7

FILENAME: I-5700\_SignDesigns NORTH CAROLINA D.O.T. SIGN DETAIL

SIGN NUMBER: 4 TYPE: A BACKG COLOR: Green COPY COLOR: White

DESIGN BY: R DRAYTON CHECKED BY: M. RZEPKA Feb 25, 2019 DIV:5

PROJECT ID: I-5700

SYMBOL	X	Y	WID	HT
M1_1	60.1	46.3	36	36
AR_Type A	16.5	36.5	22.3	35

USE NOTES: 1, 2 & 3

- Legend and border(except those that are colored black) shall be direct applied Grade A sheeting.
- Background shall be Grade C reflective sheeting.
- Shields; A, B, and C type arrows shall be on 0.032" (0.8mm) aluminum and demountable.

LETTER POSITIONS

Letter spacings are to start of next letter

	E	A	S	T	Series/Size				
	111.1	11.3	1.5	13.6	11	9	16.5	E 2000	
								46.4	
	R	a	l	e	i	g	h	EM 2000	
	62.7	15.8	17	8.2	15.5	8.2	17	10.6	19.1

FILENAME: I-5700\_SignDesigns NORTH CAROLINA D.O.T. SIGN DETAIL

9/10/2019 10:47:44 AM C:\pwworking\east01\ad6696054\15700\_sign\_design\_04.dgn

## OVERHEAD SIGN DESIGNS TYPE 'A'




SIGN NUMBER: 5 & 9  
 TYPE: A  
 QUANTITY: 2  
 SIGN WIDTH: 16'-0"  
 HEIGHT: 6'-0"  
 TOTAL AREA: 96.0 Sq.Ft.  
 BORDER TYPE: FLUSH  
 RECESS: 0"  
 WIDTH: 2"  
 RADII: 9"  
 NO. Z BARS: 2  
 LENGTH: 184.0

BACKG COLOR: Green  
 COPY COLOR: White

SYMBOL	X	Y	WID	HT

MAT'L: 0.125" (3.2 mm) ALUMINUM

DESIGN BY: R DRAYTON  
 CHECKED BY: M. RZEPKA  
 PROJECT ID: I-5700  
 May 23, 2019  
 DIV: 5



- USE NOTES: 1, 2 & 3
1. Legend and border(except those that are colored black) shall be direct applied Grade A sheeting.
  2. Background shall be Grade C reflective sheeting.
  3. Shields; A, B, and C type arrows shall be on 0.032" (0.8mm) aluminum and demountable.

LETTER POSITIONS

Letter spacings are to start of next letter

Letter	A	i	r	p	o	r	t	B	l	v	d	Series/Size	Text Length
A	17.4	20	9.6	11.8	14.1	15.8	10.2	8.3	16	17.4	7.8	EM 2000	157.3
B	17.4	20	9.6	11.8	14.1	15.8	10.2	8.3	16	17.4	7.8	E 2000	48.8
i	17.4	20	9.6	11.8	14.1	15.8	10.2	8.3	16	17.4	7.8	EM 2000	157.3
r	17.4	20	9.6	11.8	14.1	15.8	10.2	8.3	16	17.4	7.8	E 2000	48.8
p	17.4	20	9.6	11.8	14.1	15.8	10.2	8.3	16	17.4	7.8	EM 2000	157.3
o	17.4	20	9.6	11.8	14.1	15.8	10.2	8.3	16	17.4	7.8	E 2000	48.8
t	17.4	20	9.6	11.8	14.1	15.8	10.2	8.3	16	17.4	7.8	EM 2000	157.3
B	17.4	20	9.6	11.8	14.1	15.8	10.2	8.3	16	17.4	7.8	E 2000	48.8
l	17.4	20	9.6	11.8	14.1	15.8	10.2	8.3	16	17.4	7.8	EM 2000	157.3
v	17.4	20	9.6	11.8	14.1	15.8	10.2	8.3	16	17.4	7.8	E 2000	48.8
d	17.4	20	9.6	11.8	14.1	15.8	10.2	8.3	16	17.4	7.8	EM 2000	157.3

FILENAME: I-5700\_SignDesigns NORTH CAROLINA D.O.T. SIGN DETAIL

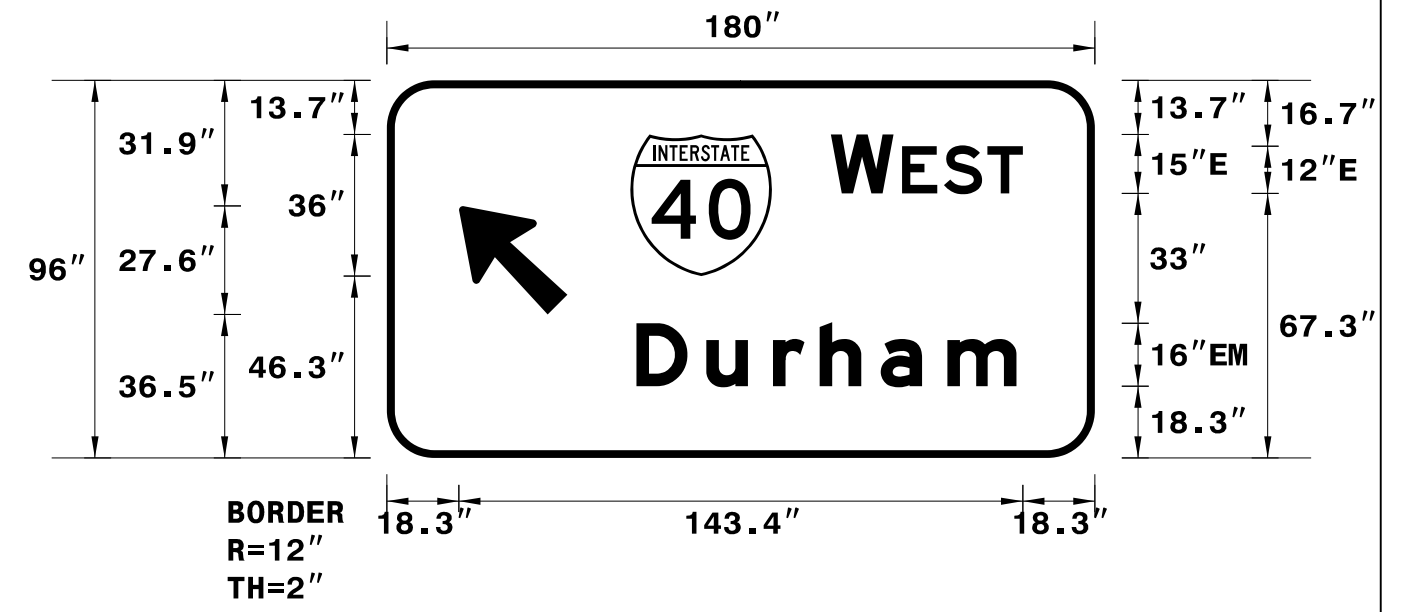
SIGN NUMBER: 6B  
 TYPE: A  
 QUANTITY: 1  
 SIGN WIDTH: 15'-0"  
 HEIGHT: 8'-0"  
 TOTAL AREA: 120.0 Sq.Ft.  
 BORDER TYPE: FLUSH  
 RECESS: 0"  
 WIDTH: 2"  
 RADII: 12"  
 NO. Z BARS: 3  
 LENGTH: 172.0

BACKG COLOR: Green  
 COPY COLOR: White

SYMBOL	X	Y	WID	HT
M1_1	61.9	46.3	36	36
AR_Type A	18.3	36.5	22.3	35

MAT'L: 0.125" (3.2 mm) ALUMINUM

DESIGN BY: R DRAYTON  
 CHECKED BY: M. RZEPKA  
 PROJECT ID: I-5700  
 Feb 25, 2019  
 DIV:5



- USE NOTES: 1, 2 & 3
1. Legend and border(except those that are colored black) shall be direct applied Grade A sheeting.
  2. Background shall be Grade C reflective sheeting.
  3. Shields; A, B, and C type arrows shall be on 0.032" (0.8mm) aluminum and demountable.

LETTER POSITIONS

Letter spacings are to start of next letter

Letter	W	E	S	T	Series/Size	Text Length
W	112.9	15.9	2.2	10.7	E 2000	48.8
E	112.9	15.9	2.2	10.7	EM 2000	96.6
S	112.9	15.9	2.2	10.7	E 2000	48.8
T	112.9	15.9	2.2	10.7	EM 2000	96.6

FILENAME: I-5700\_SignDesigns NORTH CAROLINA D.O.T. SIGN DETAIL

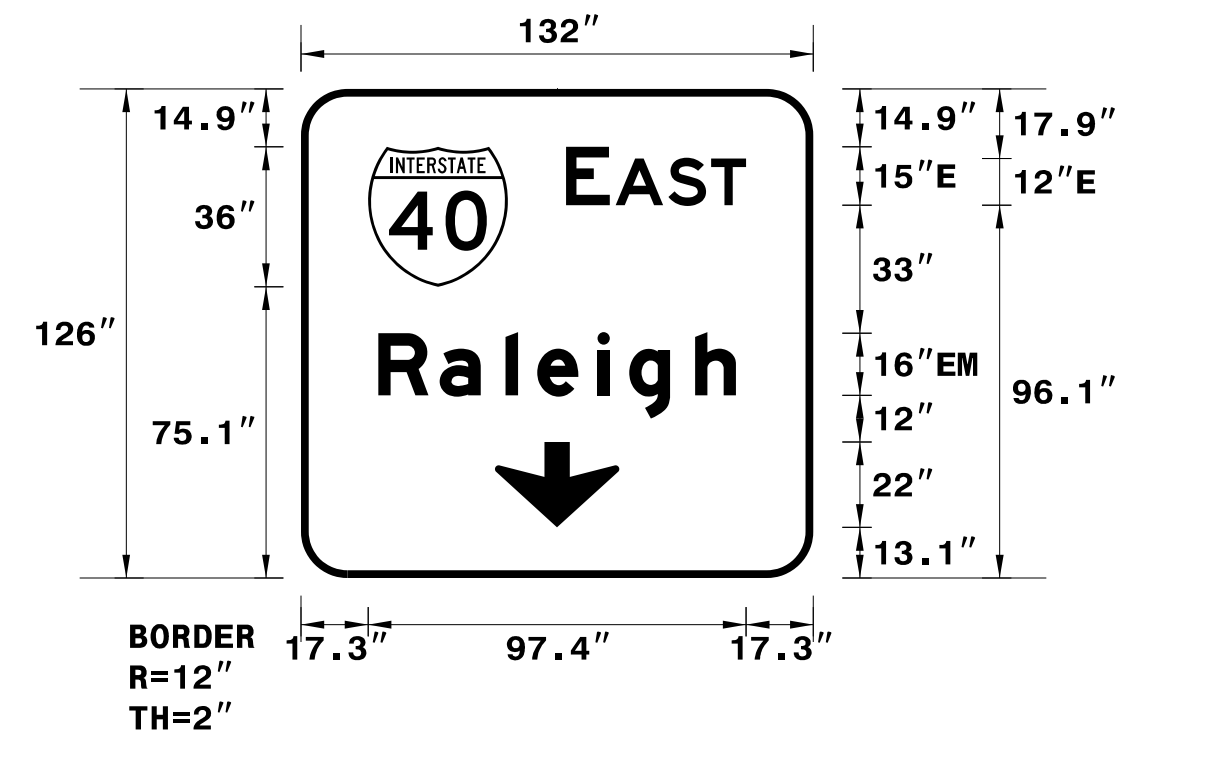
SIGN NUMBER: 8  
 TYPE: A  
 QUANTITY: 1  
 SIGN WIDTH: 11'-0"  
 HEIGHT: 10'-6"  
 TOTAL AREA: 115.5 Sq.Ft.  
 BORDER TYPE: FLUSH  
 RECESS: 0"  
 WIDTH: 2"  
 RADII: 12"  
 NO. Z BARS: 3  
 LENGTH: 124.0

BACKG COLOR: Green  
 COPY COLOR: White

SYMBOL	X	Y	WID	HT
M1_1	17.3	75.1	36	36
ARDOWN	50	13.1	32.1	22

MAT'L: 0.125" (3.2 mm) ALUMINUM

DESIGN BY: R DRAYTON  
 CHECKED BY: M. RZEPKA  
 PROJECT ID: I-5700  
 Feb 25, 2019  
 DIV:5



- USE NOTES: 1, 2 & 3
1. Legend and border(except those that are colored black) shall be direct applied Grade A sheeting.
  2. Background shall be Grade C reflective sheeting.
  3. Shields; A, B, and C type arrows shall be on 0.032" (0.8mm) aluminum and demountable.

LETTER POSITIONS

Letter spacings are to start of next letter

Letter	E	A	S	T	Series/Size	Text Length
E	68.3	11.3	1.5	13.6	E 2000	46.4
A	68.3	11.3	1.5	13.6	EM 2000	92.2
S	68.3	11.3	1.5	13.6	E 2000	46.4
T	68.3	11.3	1.5	13.6	EM 2000	92.2

FILENAME: I-5700\_SignDesigns NORTH CAROLINA D.O.T. SIGN DETAIL

TIP NO. I-5700 SHEET NO. SIGN-4A

APPROVED: *Michael T. Rzepka*

DATE: 9/10/2019

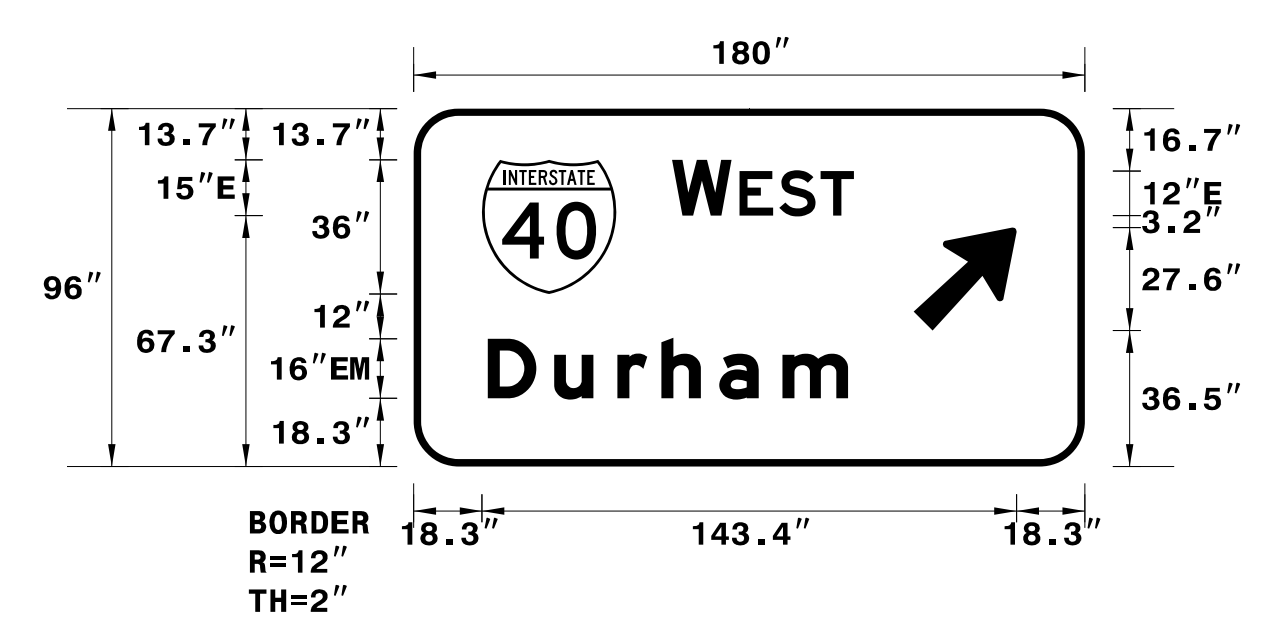
SEAL

DOCUMENT NOT CONSIDERED FINAL UNLESS ALL SIGNATURES COMPLETED

SIGN NUMBER: 10  
 TYPE: A  
 QUANTITY: 1  
 SIGN WIDTH: 15'-0"  
 HEIGHT: 8'-0"  
 TOTAL AREA: 120.0 Sq.Ft.  
 BORDER TYPE: FLUSH  
 RECESS: 0"  
 WIDTH: 2"  
 RADII: 12"  
 NO. Z BARS: 3  
 LENGTH: 172.0

SYMBOL	X	Y	WID	HT
M1_1	18.3	46.3	36	36
AR_Type A	134.1	36.5	22.3	35

DESIGN BY: R DRAYTON  
 CHECKED BY: M. RZEPKA  
 PROJECT ID: I-5700  
 Feb 25, 2019  
 DIV:5



USE NOTES: 1, 2 & 3  
 1. Legend and border(except those that are colored black) shall be direct applied Grade A sheeting.  
 2. Background shall be Grade C reflective sheeting.  
 3. Shields; A, B, and C type arrows shall be on 0.032" (0.8mm) aluminum and demountable.

LETTER POSITIONS

Letter spacings are to start of next letter

Series/Size	Text Length
E 2000	48.8
EM 2000	96.6

FILENAME: I-5700\_SignDesigns NORTH CAROLINA D.O.T. SIGN DETAIL

SIGN NUMBER: 11  
 TYPE: A  
 QUANTITY: 1  
 SIGN WIDTH: 18'-6"  
 HEIGHT: 11'-6"  
 TOTAL AREA: 212.8 Sq.Ft.  
 BORDER TYPE: FLUSH  
 RECESS: 0"  
 WIDTH: 2"  
 RADII: 12"  
 NO. Z BARS: 3  
 LENGTH: 214.0

SYMBOL	X	Y	WID	HT
M1_1	104.9	88	45	36

DESIGN BY: R DRAYTON  
 CHECKED BY: M. RZEPKA  
 PROJECT ID: I-5700  
 May 23, 2019  
 DIV: 5



USE NOTES: 1, 2 & 3  
 1. Legend and border(except those that are colored black) shall be direct applied Grade A sheeting.  
 2. Background shall be Grade C reflective sheeting.  
 3. Shields; A, B, and C type arrows shall be on 0.032" (0.8mm) aluminum and demountable.

LETTER POSITIONS

Letter spacings are to start of next letter

Series/Size	Text Length
E 2000	20.8
EM 2000	186.1
E 2000	59.9
E 2000	115.7

FILENAME: I-5700\_SignDesigns NORTH CAROLINA D.O.T. SIGN DETAIL

APPROVED: *Michael T. Rzepka*  
 DATE: 9/10/2019

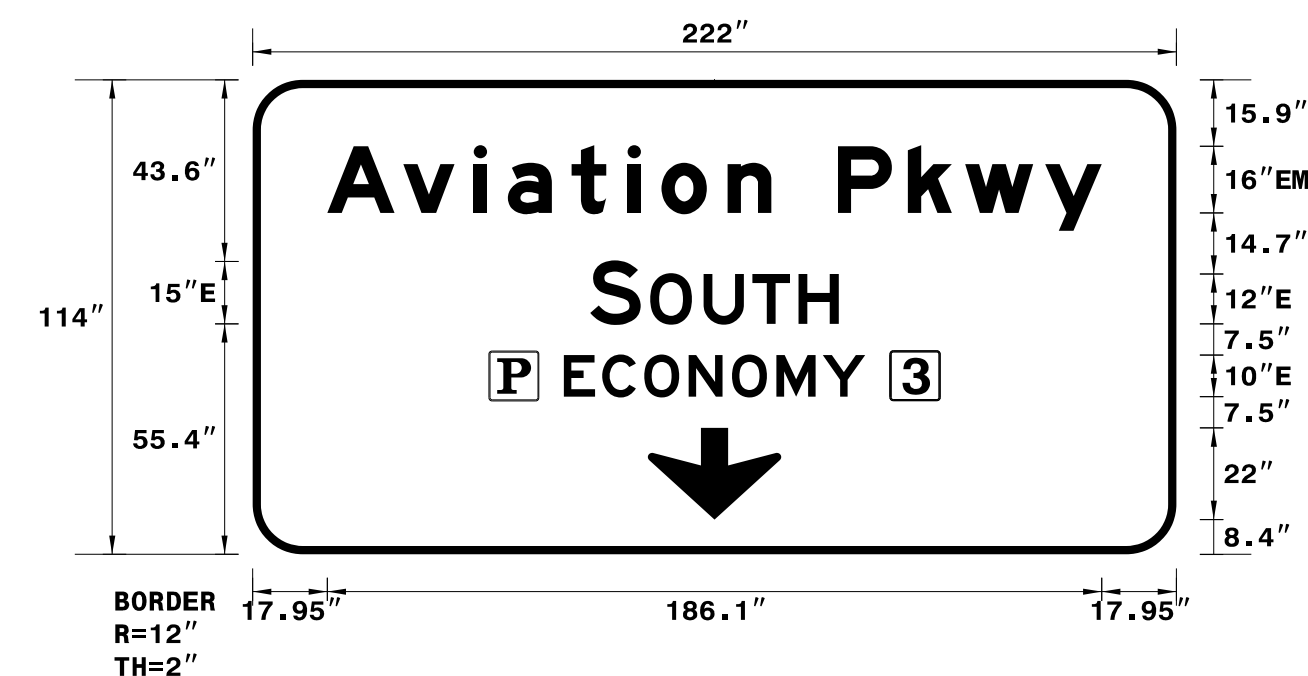
SEAL

DOCUMENT NOT CONSIDERED FINAL  
 UNLESS ALL SIGNATURES COMPLETED

SIGN NUMBER: 12  
 TYPE: A  
 QUANTITY: 1  
 SIGN WIDTH: 18'-6"  
 HEIGHT: 9'-6"  
 TOTAL AREA: 175.8 Sq.Ft.  
 BORDER TYPE: FLUSH  
 RECESS: 0"  
 WIDTH: 2"  
 RADII: 12"  
 NO. Z BARS: 3  
 LENGTH: 214.0

SYMBOL	X	Y	WID	HT
RA-080	56.8	36.9	12	12
ARDOWN	95	8.3	32.1	22

DESIGN BY: R DRAYTON  
 CHECKED BY: M. RZEPKA  
 PROJECT ID: I-5700  
 May 23, 2019  
 DIV: 5



USE NOTES: 1, 2 & 3  
 1. Legend and border(except those that are colored black) shall be direct applied Grade A sheeting.  
 2. Background shall be Grade C reflective sheeting.  
 3. Shields; A, B, and C type arrows shall be on 0.032" (0.8mm) aluminum and demountable.

LETTER POSITIONS

Letter spacings are to start of next letter

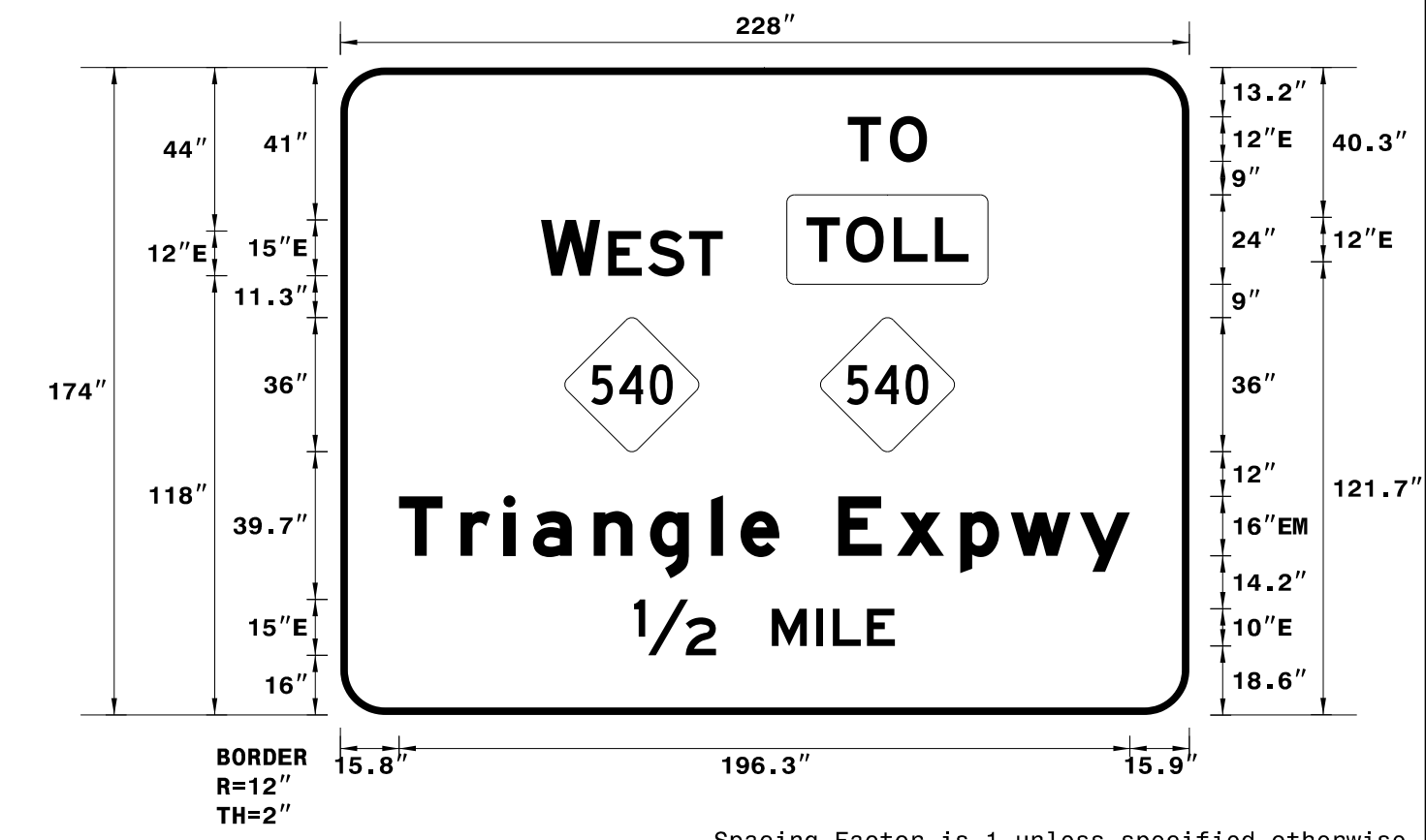
Series/Size	Text Length
EM 2000	186.1
E 2000	59.8
E 2000	72.4
E 2000	7.2

FILENAME: I-5700\_SignDesigns NORTH CAROLINA D.O.T. SIGN DETAIL

SIGN NUMBER: 14B  
 TYPE: A  
 QUANTITY: 1  
 SIGN WIDTH: 19'-0"  
 HEIGHT: 14'-6"  
 TOTAL AREA: 275.5 Sq.Ft.  
 BORDER TYPE: FLUSH  
 RECESS: 2"  
 WIDTH: 2"  
 RADII: 12"  
 NO. Z BARS: 5  
 LENGTH: 220.0

SYMBOL	X	Y	WID	HT
M1-5-3-24-7C	60.3	70.7	36	36
M1-5-3-24-7C	128.9	70.7	36	36

DESIGN BY: R DRAYTON  
 CHECKED BY: M. RZEPKA  
 PROJECT ID: I-5700  
 Feb 25, 2019  
 DIV:5



USE NOTES: 1, 2 & 3  
 1. Legend and border(except those that are colored black) shall be direct applied Grade A sheeting.  
 2. Background shall be Grade C reflective sheeting.  
 3. Shields; A, B, and C type arrows shall be on 0.032" (0.8mm) aluminum and demountable.

LETTER POSITIONS

Letter spacings are to start of next letter

Series/Size	Text Length
E	21.2
E 2000	43.6
E 2000	48.8
EM	196.3
E 2000	70.1

FILENAME: I-5700\_SignDesigns NORTH CAROLINA D.O.T. SIGN DETAIL

9/10/2019 10:42:00 AM C:\pwworking\leos01\ad0696054\15700\_sign\_design\_04b.dgn

OVERHEAD SIGN DESIGNS  
 TYPE 'A'



SIGN NUMBER: 15B      BACKG COLOR: Green  
TYPE: A                      COPY COLOR: White

QUANTITY: 1

SYMBOL	X	Y	WID	HT
M1_1	33.8	105.4	45	36
AR_Type A	70.4	6.6	20	31.5

SIGN WIDTH: 14'-6"  
HEIGHT: 13'-0"  
TOTAL AREA: 188.5 Sq.Ft.

BORDER TYPE: FLUSH  
RECESS: 0"  
WIDTH: 2"  
RADIUS: 12"

NO. Z BARS: 4      MAT'L: 0.125" (3.2 mm) ALUMINUM  
LENGTH: 166.0

DESIGN BY: R DRAYTON      CHECKED BY: M. RZEPKA      May 23, 2019  
PROJECT ID: I-5700                      DIV: 5

USE NOTES: 1, 2, 3 & 4

- Legend and border(except those that are colored black) shall be direct applied Grade A sheeting.
- Background shall be Grade C reflective sheeting.
- Shields; A, B, and C type arrows shall be on 0.032" (0.8mm) aluminum and demountable.
- Bottom panel shall be yellow Grade C sheeting on background with black recessed border. THICKNESS: 1.5" RECESS: 0.5"

Spacing Factor for "EXIT" is 1.4  
Spacing Factor is 1 unless specified otherwise

LETTER POSITIONS

Letter spacings are to start of next letter

Series/Size	Text Length
E	2000
A	2000
S	2000
T	2000
R	2000
A	2000
L	2000
E	2000
I	2000
G	2000
H	2000
N	2000
O	2000
R	2000
T	2000
H	2000
E	2000
X	2000
I	2000
T	2000
O	2000
N	2000
L	2000
Y	2000

FILENAME: I-5700\_SignDesigns      NORTH CAROLINA D.O.T. SIGN DETAIL

SIGN NUMBER: 16B      BACKG COLOR: Green  
TYPE: A                      COPY COLOR: White

QUANTITY: 1

SYMBOL	X	Y	WID	HT
ARDOWN	95.4	8	32	22

SIGN WIDTH: 19'-0"  
HEIGHT: 9'-6"  
TOTAL AREA: 180.5 Sq.Ft.

BORDER TYPE: FLUSH  
RECESS: 0"  
WIDTH: 2"  
RADIUS: 12"

NO. Z BARS: 3      MAT'L: 0.125" (3.2 mm) ALUMINUM  
LENGTH: 220.0

DESIGN BY: R DRAYTON      CHECKED BY: M. RZEPKA      Feb 25, 2019  
PROJECT ID: I-5700                      DIV: 5

USE NOTES: 1, 2, 3 & 4

- Legend and border(except those that are colored black) shall be direct applied Grade A sheeting.
- Background shall be Grade C reflective sheeting.
- Shields; A, B, and C type arrows shall be on 0.032" (0.8mm) aluminum and demountable.
- Bottom panel shall be yellow Grade C sheeting on background with black recessed border. THICKNESS: 1.5" RECESS: 0.5"

Spacing Factor for "EXIT" is 1.4  
Spacing Factor is 1 unless specified otherwise

LETTER POSITIONS

Letter spacings are to start of next letter

Series/Size	Text Length
A	2000
i	2000
r	2000
p	2000
o	2000
r	2000
t	2000
B	2000
l	2000
v	2000
d	2000
R	2000
D	2000
U	2000
A	2000
i	2000
r	2000
p	2000
o	2000
r	2000
t	2000
E	2000
X	2000
I	2000
T	2000
O	2000
N	2000
L	2000
Y	2000

FILENAME: I-5700\_SignDesigns      NORTH CAROLINA D.O.T. SIGN DETAIL

APPROVED: *Michael T. Rzepka*  
DATE: 9/10/2019

SEAL

DOCUMENT NOT CONSIDERED FINAL  
UNLESS ALL SIGNATURES COMPLETED

SIGN NUMBER: 17B      BACKG COLOR: Green  
TYPE: A                      COPY COLOR: White

QUANTITY: 1

SYMBOL	X	Y	WID	HT
M1-5-3-24-7C	60.3	70.5	36	36
M1-5-3-24-7C	128.9	70.5	36	36

SIGN WIDTH: 19'-0"  
HEIGHT: 14'-6"  
TOTAL AREA: 275.5 Sq.Ft.

BORDER TYPE: FLUSH  
RECESS: 2"  
WIDTH: 2"  
RADIUS: 12"

NO. Z BARS: 5      MAT'L: 0.125" (3.2 mm) ALUMINUM  
LENGTH: 220.0

DESIGN BY: R DRAYTON      CHECKED BY: M. RZEPKA      Feb 25, 2019  
PROJECT ID: I-5700                      DIV: 5

USE NOTES: 1, 2 & 3

- Legend and border(except those that are colored black) shall be direct applied Grade A sheeting.
- Background shall be Grade C reflective sheeting.
- Shields; A, B, and C type arrows shall be on 0.032" (0.8mm) aluminum and demountable.

Spacing Factor is 1 unless specified otherwise

LETTER POSITIONS

Letter spacings are to start of next letter

Series/Size	Text Length
T	2000
O	2000
L	2000
L	2000
W	2000
E	2000
S	2000
T	2000
T	2000
r	2000
i	2000
a	2000
n	2000
g	2000
l	2000
e	2000
E	2000
x	2000
p	2000
w	2000
y	2000
1	2000
M	2000
I	2000
L	2000
E	2000

FILENAME: I-5700\_SignDesigns      NORTH CAROLINA D.O.T. SIGN DETAIL

SIGN NUMBER: 18B      BACKG COLOR: Green  
TYPE: A                      COPY COLOR: White

QUANTITY: 1

SYMBOL	X	Y	WID	HT
M1_1	39.8	105.4	45	36
ARDOWN	74.4	8	32	22

SIGN WIDTH: 15'-6"  
HEIGHT: 13'-0"  
TOTAL AREA: 201.5 Sq.Ft.

BORDER TYPE: FLUSH  
RECESS: 0"  
WIDTH: 2"  
RADIUS: 12"

NO. Z BARS: 4      MAT'L: 0.125" (3.2 mm) ALUMINUM  
LENGTH: 178.0

DESIGN BY: R DRAYTON      CHECKED BY: M. RZEPKA      May 23, 2019  
PROJECT ID: I-5700                      DIV: 5

USE NOTES: 1, 2, 3 & 4

- Legend and border(except those that are colored black) shall be direct applied Grade A sheeting.
- Background shall be Grade C reflective sheeting.
- Shields; A, B, and C type arrows shall be on 0.032" (0.8mm) aluminum and demountable.
- Bottom panel shall be yellow Grade C sheeting on background with black recessed border. THICKNESS: 1.5" RECESS: 0.5"

Spacing Factor for "EXIT" is 1.4  
Spacing Factor is 1 unless specified otherwise

LETTER POSITIONS



Letter spacings are to start of next letter

Series/Size	Text Length
E	2000
A	2000
S	2000
T	2000
R	2000
A	2000
L	2000
E	2000
I	2000
G	2000
H	2000
N	2000
O	2000
R	2000
T	2000
H	2000
E	2000
X	2000
I	2000
T	2000
O	2000
N	2000
L	2000
Y	2000

FILENAME: I-5700\_SignDesigns      NORTH CAROLINA D.O.T. SIGN DETAIL

9/10/2019 10:42:44 AM C:\pwworking\east01\c06596054\15700\_sign\_design\_04.cad

OVERHEAD SIGN DESIGNS  
TYPE 'A'

TIP NO. I-5700	SHEET NO. SIGN-4D
APPROVED: 	
DATE: 9/10/2019	
	
<b>DOCUMENT NOT CONSIDERED FINAL UNLESS ALL SIGNATURES COMPLETED</b>	

**SIGN NUMBER:** 19B      **BACKG COLOR:** Green  
**TYPE:** A      **COPY COLOR:** White

**QUANTITY:** 1

SYMBOL	X	Y	WID	HT

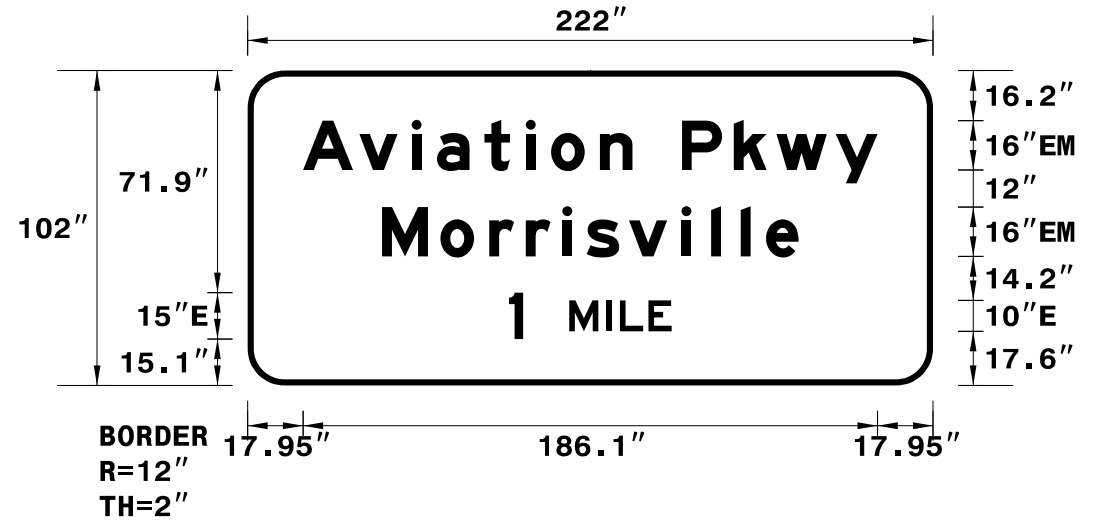
**SIGN WIDTH:** 18'-6"  
**HEIGHT:** 8'-6"  
**TOTAL AREA:** 157.3 Sq.Ft.

**BORDER TYPE:** FLUSH  
**RECESS:** 0"  
**WIDTH:** 2"  
**RADII:** 12"

**NO. Z BARS:** 3      **MAT'L:** 0.125" (3.2 mm) ALUMINUM  
**LENGTH:** 214.0

**USE NOTES:** 1, 2 & 3

- Legend and border(except those that are colored black) shall be direct applied Grade A sheeting.
- Background shall be Grade C reflective sheeting.
- Shields; A, B, and C type arrows shall be on 0.032" (0.8mm) aluminum and demountable.



Spacing Factor is 1 unless specified otherwise

**LETTER POSITIONS**

Letter spacings are to start of next letter

Series/Size	Text Length
EM 2000	186.1
EM 2000	134.9
E 2000	52.6

NORTH CAROLINA D.O.T. SIGN DETAIL

FILENAME: I-5700\_SignDesigns

**SIGN NUMBER:** 20B      **BACKG COLOR:** Green  
**TYPE:** A      **COPY COLOR:** White

**QUANTITY:** 1

SYMBOL	X	Y	WID	HT
AR_Type A	79.4	6.6	20	31.5


**SIGN WIDTH:** 16'-0"  
**HEIGHT:** 9'-6"  
**TOTAL AREA:** 152.0 Sq.Ft.

**BORDER TYPE:** FLUSH  
**RECESS:** 0"  
**WIDTH:** 2"  
**RADII:** 12"

**NO. Z BARS:** 3      **MAT'L:** 0.125" (3.2 mm) ALUMINUM  
**LENGTH:** 184.0

**USE NOTES:** 1, 2, 3 & 4

- Legend and border(except those that are colored black) shall be direct applied Grade A sheeting.
- Background shall be Grade C reflective sheeting.
- Shields; A, B, and C type arrows shall be on 0.032" (0.8mm) aluminum and demountable.
- Bottom panel shall be yellow Grade C sheeting on background with black recessed border. THICKNESS: 1.5" RECESS: 0.5"



Spacing Factor for "EXIT" is 1.4  
Spacing Factor is 1 unless specified otherwise

**LETTER POSITIONS**

Letter spacings are to start of next letter

Series/Size	Text Length
EM 2000	157.3
EM 2000	152
E 2000	39.5
E 2000	47.9

NORTH CAROLINA D.O.T. SIGN DETAIL

FILENAME: I-5700\_SignDesigns

**SIGN NUMBER:** 21B      **BACKG COLOR:** Green  
**TYPE:** A      **COPY COLOR:** White

**QUANTITY:** 1

SYMBOL	X	Y	WID	HT
M1-5-3-24-7C	60.3	70.5	36	36
M1-5-3-24-7C	128.9	70.5	36	36

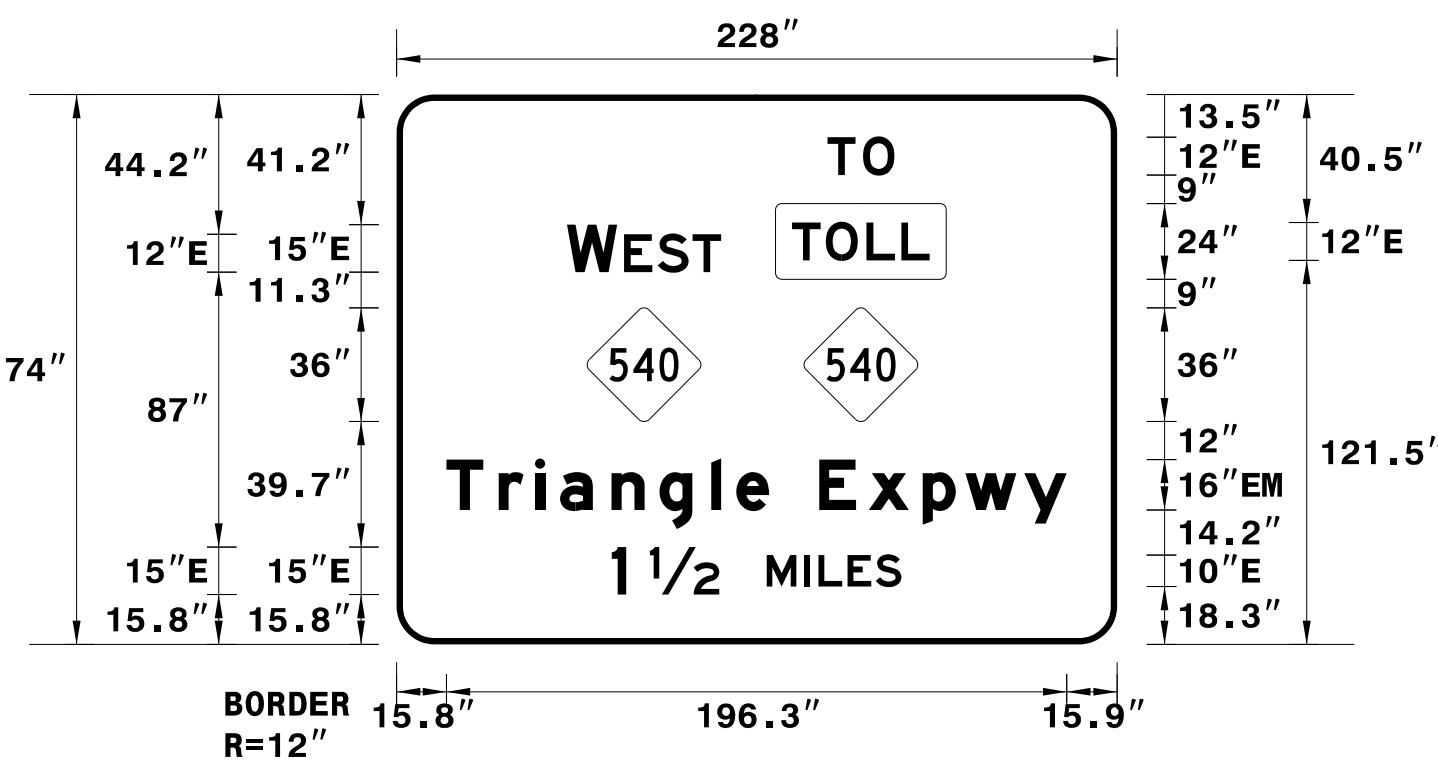
**SIGN WIDTH:** 19'-0"  
**HEIGHT:** 14'-6"  
**TOTAL AREA:** 275.5 Sq.Ft.

**BORDER TYPE:** FLUSH  
**RECESS:** 2"  
**WIDTH:** 2"  
**RADII:** 12"

**NO. Z BARS:** 5      **MAT'L:** 0.125" (3.2 mm) ALUMINUM  
**LENGTH:** 220.0

**USE NOTES:** 1, 2 & 3

- Legend and border(except those that are colored black) shall be direct applied Grade A sheeting.
- Background shall be Grade C reflective sheeting.
- Shields; A, B, and C type arrows shall be on 0.032" (0.8mm) aluminum and demountable.



Spacing Factor is 1 unless specified otherwise

**LETTER POSITIONS**

Letter spacings are to start of next letter

Series/Size	Text Length
E	21.2
EM 2000	43.6
E 2000	48.8
EM	196.3
E 2000	91.6

NORTH CAROLINA D.O.T. SIGN DETAIL

FILENAME: I-5700\_SignDesigns

**SIGN NUMBER:** 22B      **BACKG COLOR:** Green  
**TYPE:** A      **COPY COLOR:** White

**QUANTITY:** 1

SYMBOL	X	Y	WID	HT
M1_1	24.8	95	45	36

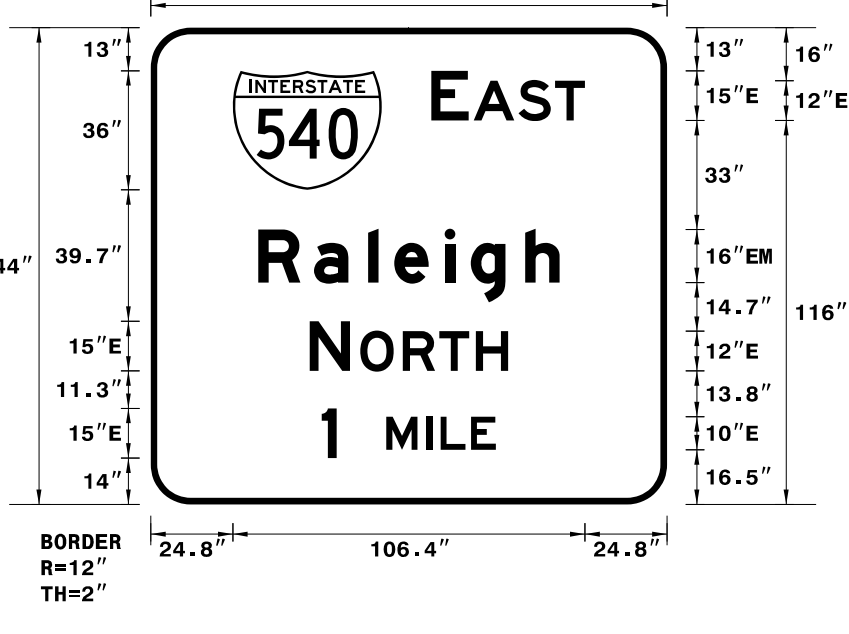
**SIGN WIDTH:** 13'-0"  
**HEIGHT:** 12'-0"  
**TOTAL AREA:** 156.0 Sq.Ft.

**BORDER TYPE:** FLUSH  
**RECESS:** 0"  
**WIDTH:** 2"  
**RADII:** 12"

**NO. Z BARS:** 3      **MAT'L:** 0.125" (3.2 mm) ALUMINUM  
**LENGTH:** 148.0

**USE NOTES:** 1, 2 & 3

- Legend and border(except those that are colored black) shall be direct applied Grade A sheeting.
- Background shall be Grade C reflective sheeting.
- Shields; A, B, and C type arrows shall be on 0.032" (0.8mm) aluminum and demountable.



Spacing Factor is 1 unless specified otherwise

**LETTER POSITIONS**

Letter spacings are to start of next letter

Series/Size	Text Length
E 2000	46.4
EM	91.1
E 2000	59.9
E 2000	52.6

NORTH CAROLINA D.O.T. SIGN DETAIL

FILENAME: I-5700\_SignDesigns

9/10/2019 10:42:26 AM C:\pwworking\leos01\ad6596054\15700\_sign\_design\_04.dgn

## OVERHEAD SIGN DESIGNS TYPE 'A'



SIGN NUMBER: 238  
 TYPE: A  
 QUANTITY: 1  
 SIGN WIDTH: 18'-6"  
 HEIGHT: 9'-6"  
 TOTAL AREA: 175.8 Sq.Ft.  
 BORDER TYPE: FLUSH  
 RECESS: 0"  
 WIDTH: 2"  
 RADII: 12"  
 NO. Z BARS: 3  
 LENGTH: 214.0

SYMBOL	X	Y	WID	HT
ARDOWN	92.4	8	32	22

DESIGN BY: R DRAYTON CHECKED BY: M. RZEPKA May 23, 2019  
 PROJECT ID: I-5700 DIV: 5



- USE NOTES: 1, 2, 3 & 4
- Legend and border(except those that are colored black) shall be direct applied Grade A sheeting.
  - Background shall be Grade C reflective sheeting.
  - Shields; A, B, and C type arrows shall be on 0.032" (0.8mm) aluminum and demountable.
  - Bottom panel shall be yellow Grade C sheeting on background with black recessed border. THICKNESS: 1.5" RECESS: 0.5"

Spacing Factor for "EXIT" is 1.4  
 Spacing Factor is 1 unless specified otherwise

LETTER POSITIONS

Letter spacings are to start of next letter													Series/Size	
													Text Length	
A	v	i	a	t	i	o	n	P	k	w	y		EM 2000	
18	18.2	17	8.2	15.4	13.4	8.2	15.8	10.6	16	16.8	13.8	19.2	13.6	18
													186.1	
M	o	r	r	i	s	v	i	l	l	e			EM 2000	
43.6	18.9	15.8	11.8	11.8	7.8	13.8	17	9.6	9.6	8.2	10.6	43.6		
													134.9	
E	X	I	T										EM 2000	
37.8	11.2	14	5.4	8.9	144.6									
													39.5	
O	N	L	Y										EM 2000	
136.4	13	13.1	9.6	12.1	37.9									
													47.8	

FILENAME: I-5700\_SignDesigns NORTH CAROLINA D.O.T. SIGN DETAIL

SIGN NUMBER: 24B  
 TYPE: A  
 QUANTITY: 1  
 SIGN WIDTH: 18'-6"  
 HEIGHT: 9'-6"  
 TOTAL AREA: 175.8 Sq.Ft.  
 BORDER TYPE: FLUSH  
 RECESS: 0"  
 WIDTH: 2"  
 RADII: 12"  
 NO. Z BARS: 3  
 LENGTH: 214.0

SYMBOL	X	Y	WID	HT
AR_Type A	94.4	6.6	20	31.5

DESIGN BY: R DRAYTON CHECKED BY: M. RZEPKA May 23, 2019  
 PROJECT ID: I-5700 DIV: 5



- USE NOTES: 1, 2, 3 & 4
- Legend and border(except those that are colored black) shall be direct applied Grade A sheeting.
  - Background shall be Grade C reflective sheeting.
  - Shields; A, B, and C type arrows shall be on 0.032" (0.8mm) aluminum and demountable.
  - Bottom panel shall be yellow Grade C sheeting on background with black recessed border. THICKNESS: 1.5" RECESS: 0.5"

Spacing Factor for "EXIT" is 1.4  
 Spacing Factor is 1 unless specified otherwise

LETTER POSITIONS

Letter spacings are to start of next letter													Series/Size	
													Text Length	
A	v	i	a	t	i	o	n	P	k	w	y		EM 2000	
18	18.2	17	8.2	15.4	13.4	8.2	15.8	10.6	16	16.8	13.8	19.2	13.6	18
													186.1	
M	o	r	r	i	s	v	i	l	l	e			EM 2000	
43.6	18.9	15.8	11.8	11.8	7.8	13.8	17	9.6	9.6	8.2	10.6	43.6		
													134.9	
E	X	I	T										E 2000	
42.9	11.4	13.9	5.1	9	139.6									
													39.5	
O	N	L	Y										E 2000	
131.2	12.8	12.8	10	12.2	42.9									
													47.9	

FILENAME: I-5700\_SignDesigns NORTH CAROLINA D.O.T. SIGN DETAIL

APPROVED: *Michael T. Rzepka*  
 DATE: 9/10/2019

SEAL

DOCUMENT NOT CONSIDERED FINAL  
 UNLESS ALL SIGNATURES COMPLETED

SIGN NUMBER: 25  
 TYPE: A  
 QUANTITY: 1  
 SIGN WIDTH: 19'-6"  
 HEIGHT: 8'-6"  
 TOTAL AREA: 165.8 Sq.Ft.  
 BORDER TYPE: FLUSH  
 RECESS: 0"  
 WIDTH: 2"  
 RADII: 12"  
 NO. Z BARS: 3  
 LENGTH: 226.0

SYMBOL	X	Y	WID	HT
ARDOWN	15.8	10.2	32.1	22
ARDOWN	186.2	10.2	32.1	22

DESIGN BY: R DRAYTON CHECKED BY: M. RZEPKA May 23, 2019  
 PROJECT ID: I-5700 DIV: 5



- USE NOTES: 1, 2 & 3
- Legend and border(except those that are colored black) shall be direct applied Grade A sheeting.
  - Background shall be Grade C reflective sheeting.
  - Shields; A, B, and C type arrows shall be on 0.032" (0.8mm) aluminum and demountable.

Spacing Factor is 1 unless specified otherwise

LETTER POSITIONS

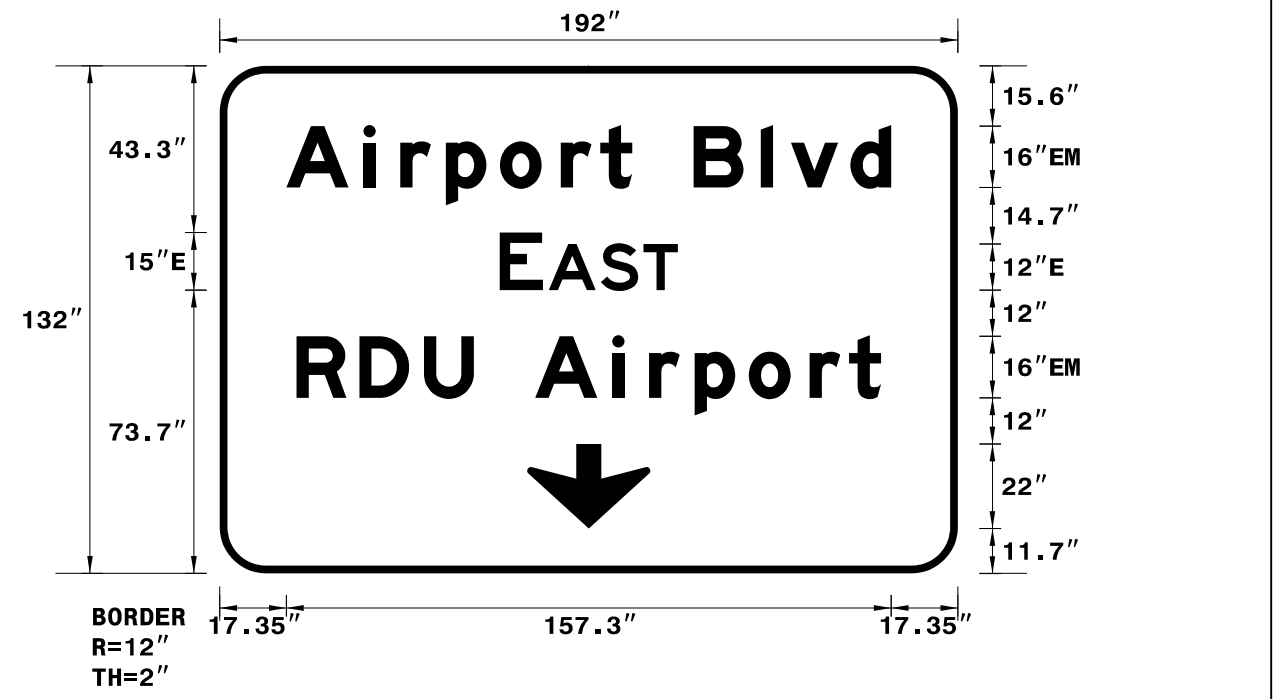
Letter spacings are to start of next letter													Series/Size
													Text Length
A	i	r	p	o	r	t	B	l	v	d			EM 2000
38.4	20	9.6	11.8	14.1	15.8	10.2	8.3	16	17.4	7.8	15.5	10.6	38.4
													157.3
W	E	S	T										E 2000
92.6	15.9	2.2	10.7	11	9	92.6							
													48.8

FILENAME: I-5700\_SignDesigns NORTH CAROLINA D.O.T. SIGN DETAIL

SIGN NUMBER: 26  
 TYPE: A  
 QUANTITY: 1  
 SIGN WIDTH: 16'-0"  
 HEIGHT: 11'-0"  
 TOTAL AREA: 176.0 Sq.Ft.  
 BORDER TYPE: FLUSH  
 RECESS: 0"  
 WIDTH: 2"  
 RADII: 12"  
 NO. Z BARS: 3  
 LENGTH: 184.0

SYMBOL	X	Y	WID	HT
ARDOWN	80	11.6	32.1	22

DESIGN BY: R DRAYTON CHECKED BY: M. RZEPKA May 23, 2019  
 PROJECT ID: I-5700 DIV: 5



- USE NOTES: 1, 2 & 3
- Legend and border(except those that are colored black) shall be direct applied Grade A sheeting.
  - Background shall be Grade C reflective sheeting.
  - Shields; A, B, and C type arrows shall be on 0.032" (0.8mm) aluminum and demountable.

Spacing Factor is 1 unless specified otherwise

LETTER POSITIONS

Letter spacings are to start of next letter													Series/Size
													Text Length
A	i	r	p	o	r	t	B	l	v	d			EM 2000
17.4	20	9.6	11.8	14.1	15.8	10.2	8.3	16	17.4	7.8	15.5	10.6	17.4
													157.3
E	A	S	T										E 2000
72.8	11.3	1.5	13.6	11	9	72.8							
													46.4
R	D	U	A	i	r	p	o	r	t				EM 2000
20	16.3	16.8	13	16	20	9.6	11.8	14.1	15.8	10.2	8.3	20	
													152

FILENAME: I-5700\_SignDesigns NORTH CAROLINA D.O.T. SIGN DETAIL

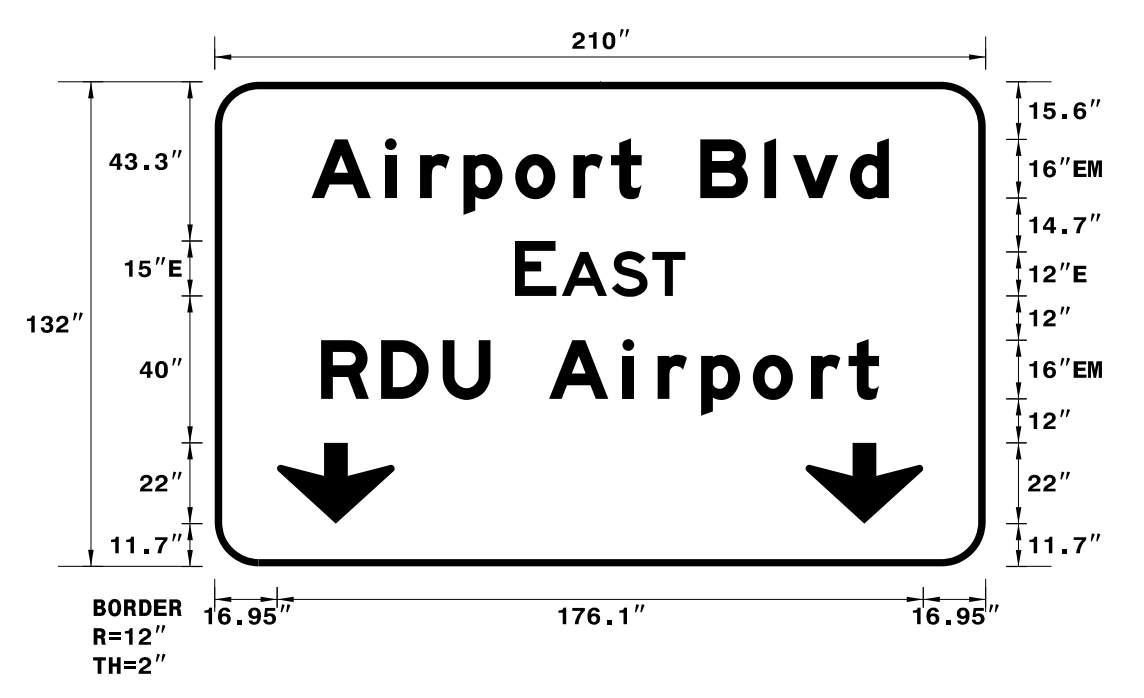
9/10/2019 10:40:31 AM C:\pwworking\east\01\ad0596054\15700\_sign\_design\_04.dgn

OVERHEAD SIGN DESIGNS  
 TYPE 'A'

SIGN NUMBER: 27  
 TYPE: A  
 QUANTITY: 1  
 SIGN WIDTH: 17'-6"  
 HEIGHT: 11'-0"  
 TOTAL AREA: 192.5 Sq.Ft.  
 BORDER TYPE: FLUSH  
 RECESS: 0"  
 WIDTH: 2"  
 RADII: 12"  
 NO. Z BARS: 3  
 LENGTH: 202.0

SYMBOL	X	Y	WID	HT
ARROWN	17	11.6	32.1	22
ARROWN	161	11.6	32.1	22

DESIGN BY: R DRAYTON  
 CHECKED BY: M. RZEPKA  
 PROJECT ID: I-5700  
 May 23, 2019  
 DIV: 5



USE NOTES: 1, 2 & 3  
 1. Legend and border(except those that are colored black) shall be direct applied Grade A sheeting.  
 2. Background shall be Grade C reflective sheeting.  
 3. Shields; A, B, and C type arrows shall be on 0.032" (0.8mm) aluminum and demountable.

LETTER POSITIONS

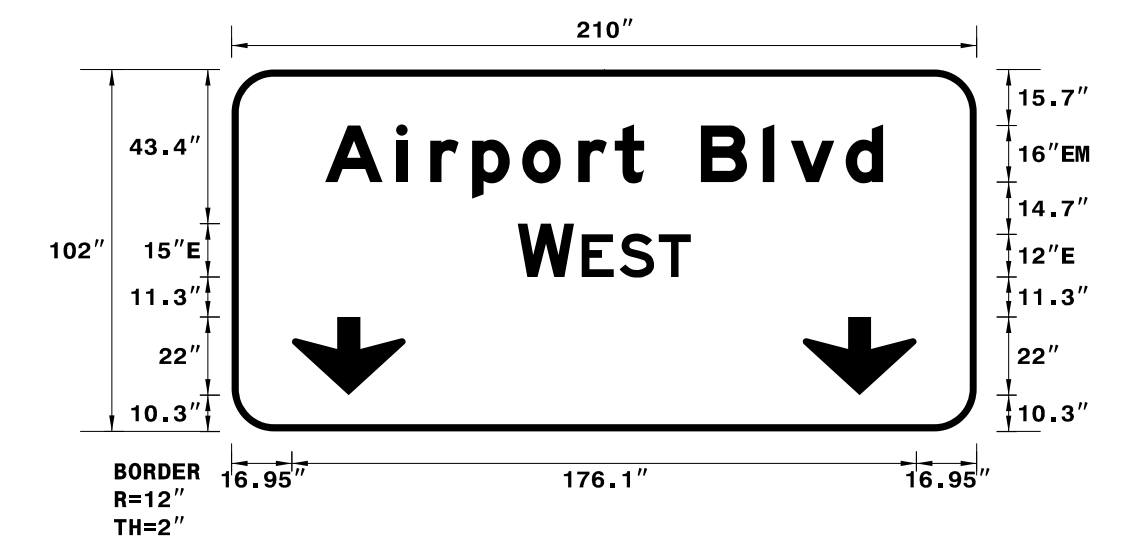
Letter spacings are to start of next letter													Series/Size
													Text Length
26.4	A	i	r	p	o	r	t	B	l	v	d	26.4	EM 2000
													157.3
	E	A	S	T									E 2000
81.8													46.4
	R	D	U	A	i	r	p	o	r	t			EM 2000
29													152

FILENAME: I-5700\_SignDesigns NORTH CAROLINA D.O.T. SIGN DETAIL

SIGN NUMBER: 28  
 TYPE: A  
 QUANTITY: 1  
 SIGN WIDTH: 17'-6"  
 HEIGHT: 8'-6"  
 TOTAL AREA: 148.8 Sq.Ft.  
 BORDER TYPE: FLUSH  
 RECESS: 0"  
 WIDTH: 2"  
 RADII: 12"  
 NO. Z BARS: 3  
 LENGTH: 202.0

SYMBOL	X	Y	WID	HT
ARROWN	17	10.2	32.1	22
ARROWN	161	10.2	32.1	22

DESIGN BY: R DRAYTON  
 CHECKED BY: M. RZEPKA  
 PROJECT ID: I-5700  
 May 23, 2019  
 DIV: 5



USE NOTES: 1, 2 & 3  
 1. Legend and border(except those that are colored black) shall be direct applied Grade A sheeting.  
 2. Background shall be Grade C reflective sheeting.  
 3. Shields; A, B, and C type arrows shall be on 0.032" (0.8mm) aluminum and demountable.

LETTER POSITIONS

Letter spacings are to start of next letter													Series/Size
													Text Length
26.4	A	i	r	p	o	r	t	B	l	v	d	26.4	EM 2000
													157.3
	W	E	S	T									E 2000
80.6													48.8

FILENAME: I-5700\_SignDesigns NORTH CAROLINA D.O.T. SIGN DETAIL

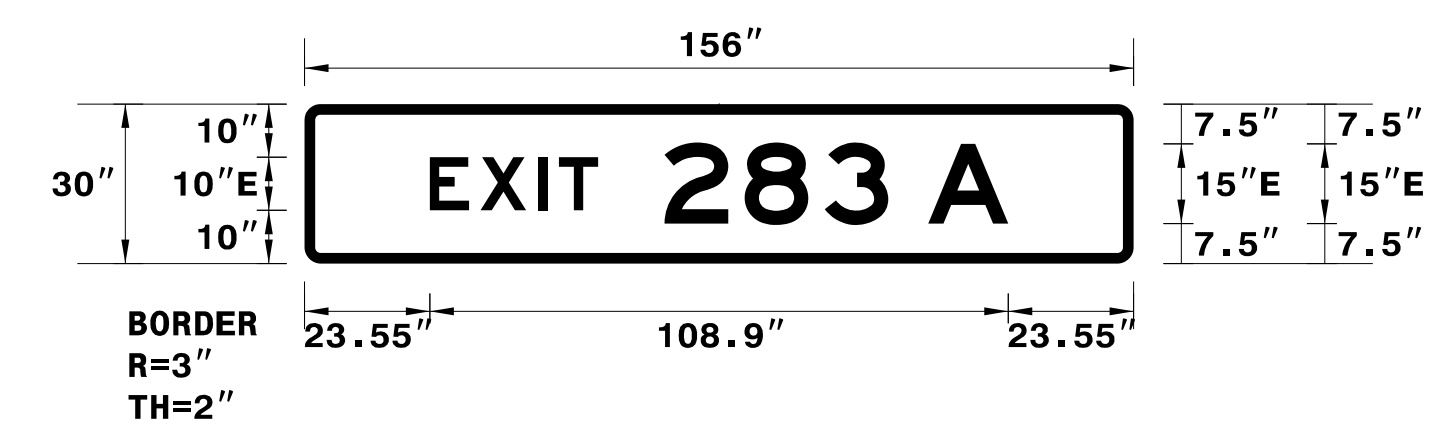
APPROVED: *Michael T. Rzepka*  
 DATE: 9/10/2019

DOCUMENT NOT CONSIDERED FINAL  
 UNLESS ALL SIGNATURES COMPLETED

SIGN NUMBER: 14A, 17A, & 21A  
 TYPE: A  
 QUANTITY: 3  
 SIGN WIDTH: 13'-0"  
 HEIGHT: 2'-6"  
 TOTAL AREA: 32.5 Sq.Ft.  
 BORDER TYPE: FLUSH  
 RECESS: 0"  
 WIDTH: 2"  
 RADII: 3"  
 NO. Z BARS: 2  
 LENGTH: 148.0

SYMBOL	X	Y	WID	HT

DESIGN BY: R DRAYTON  
 CHECKED BY: M. RZEPKA  
 PROJECT ID: I-5700  
 Feb 25, 2019  
 DIV: 5



USE NOTES: 1,2  
 1. Legend and border(except those that are colored black) shall be direct applied Grade A sheeting.  
 2. Background shall be Grade C reflective sheeting.

LETTER POSITIONS

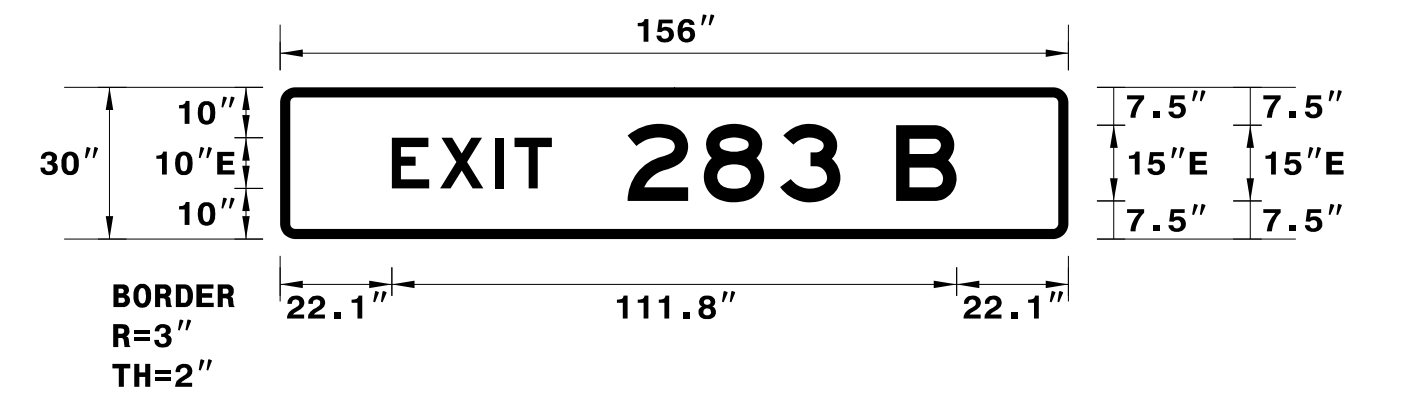
Letter spacings are to start of next letter								Series/Size
								Text Length
23.6	E	X	I	T				E
								31.7
	2	8	3	A				E
67.7								64.7

FILENAME: I-5700\_SignDesigns NORTH CAROLINA D.O.T. SIGN DETAIL

SIGN NUMBER: 15A, 18A & 22A  
 TYPE: A  
 QUANTITY: 3  
 SIGN WIDTH: 13'-0"  
 HEIGHT: 2'-6"  
 TOTAL AREA: 32.5 Sq.Ft.  
 BORDER TYPE: FLUSH  
 RECESS: 0"  
 WIDTH: 2"  
 RADII: 3"  
 NO. Z BARS: 2  
 LENGTH: 148.0

SYMBOL	X	Y	WID	HT

DESIGN BY: R DRAYTON  
 CHECKED BY: M. RZEPKA  
 PROJECT ID: I-5700  
 Feb 25, 2019  
 DIV: 5



USE NOTES: 1,2  
 1. Legend and border(except those that are colored black) shall be direct applied Grade A sheeting.  
 2. Background shall be Grade C reflective sheeting.

LETTER POSITIONS



Letter spacings are to start of next letter							Series/Size
							Text Length
22.1	E	X	I	T			E
							31.7
	2	8	3	B			E
68.8							65.1

FILENAME: I-5700\_SignDesigns NORTH CAROLINA D.O.T. SIGN DETAIL

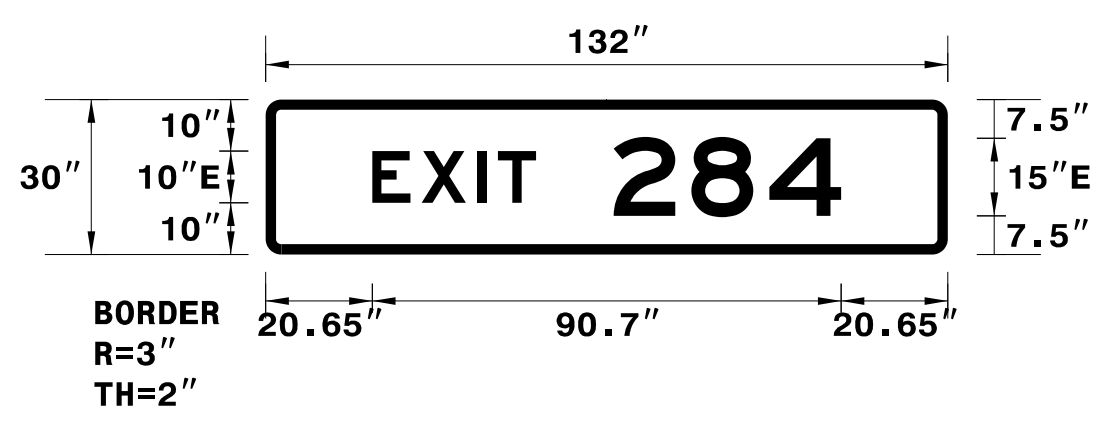
9/10/2019 10:43:55 AM C:\pwworking\east01\ad6596054\15700\_sing\_desig\_041.dgn

## OVERHEAD SIGN DESIGNS TYPE 'A'



TIP NO. I-5700	SHEET NO. SIGN-4G
APPROVED: 	
DATE: 9/10/2019	
	
DOCUMENT NOT CONSIDERED FINAL UNLESS ALL SIGNATURES COMPLETED	

SIGN NUMBER: 13A, 16A & 20A TYPE: B QUANTITY: 3 SIGN WIDTH: 11'-0" HEIGHT: 2'-6" TOTAL AREA: 27.5 Sq.Ft. BORDER TYPE: FLUSH RECESS: 0" WIDTH: 2" RADII: 3" NO. Z BARS: 2 LENGTH: 124.0	BACKG COLOR: Green COPY COLOR: White SYMBOl: [Table with columns X, Y, WID, HT] MAT'L: 0.125" (3.2 mm) ALUMINUM	DESIGN BY: R DRAYTON PROJECT ID: I-5700 CHECKED BY: M. RZEPKA FEB 25, 2019 DIV:5
---	--	--



INCREASE "EXIT" SPACING BY 1.20  
Spacing Factor is 1 unless specified otherwise


LETTER POSITIONS

Letter spacings are to start of next letter

	E	X	I	T		Series/Size Text Length
	20.6	9.5	10.8	3.9	7.4	79.7
		2	8	4		E
	67.3	15.1	15.1	13.9	20.6	44

FILENAME: I-5700\_SignDesigns NORTH CAROLINA D.O.T. SIGN DETAIL

SIGN NUMBER: 1A, 4A, & 6A TYPE: B QUANTITY: 3 SIGN WIDTH: 6'-0" HEIGHT: 2'-6" TOTAL AREA: 15.0 Sq.Ft. BORDER TYPE: FLUSH RECESS: 0.75" WIDTH: 1.25" RADII: 3" NO. Z BARS: LENGTH:	BACKG COLOR: Yellow COPY COLOR: Black SYMBOl: [Table with columns X, Y, WID, HT] MAT'L: 0.125" (3.2 mm) ALUMINUM	DESIGN BY: R DRAYTON PROJECT ID: I-5700 CHECKED BY: M. RZEPKA FEB 25, 2019 DIV:5
--	---	--



INCREASE "EXIT" SPACING BY 1.20  
Spacing Factor is 1 unless specified otherwise

USE NOTES: 1,2  
1. Legend and border(except those that are colored black) shall be direct applied Grade A sheeting.  
2. Background shall be Grade C reflective sheeting.

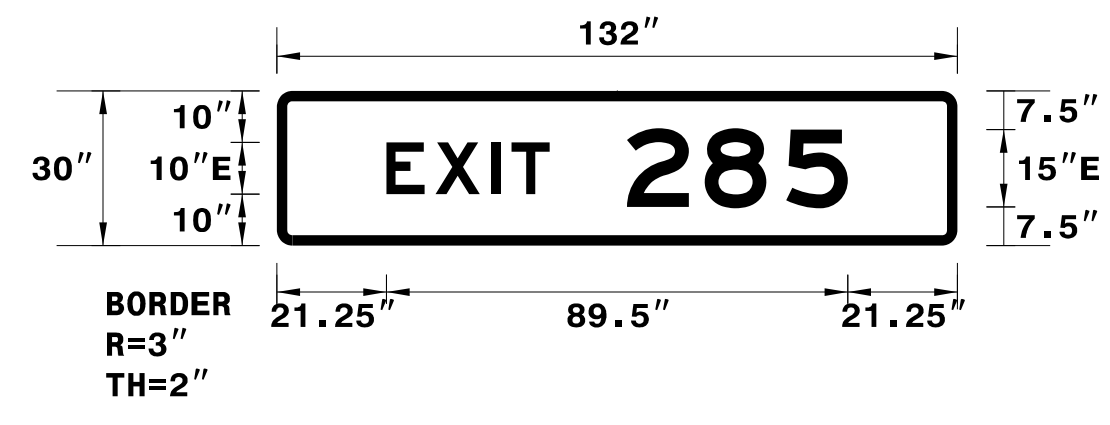
LETTER POSITIONS

Letter spacings are to start of next letter

	L	E	F	T		Series/Size Text Length
	15.3	11	11.4	10	9	15.3
						E 2000
						41.4

FILENAME: I-5700\_SignDesigns NORTH CAROLINA D.O.T. SIGN DETAIL

SIGN NUMBER: 19A, 23A & 24A TYPE: B QUANTITY: 3 SIGN WIDTH: 11'-0" HEIGHT: 2'-6" TOTAL AREA: 27.5 Sq.Ft. BORDER TYPE: FLUSH RECESS: 0" WIDTH: 2" RADII: 3" NO. Z BARS: 2 LENGTH: 124.0	BACKG COLOR: Green COPY COLOR: White SYMBOl: [Table with columns X, Y, WID, HT] MAT'L: 0.125" (3.2 mm) ALUMINUM	DESIGN BY: R DRAYTON PROJECT ID: I-5700 CHECKED BY: M. RZEPKA FEB 25, 2019 DIV:5
---	--	--



INCREASE "EXIT" SPACING BY 1.20  
Spacing Factor is 1 unless specified otherwise

LETTER POSITIONS

Letter spacings are to start of next letter

	E	X	I	T		Series/Size Text Length
	21.2	9.5	10.8	3.9	7.4	79.1
		2	8	5		E
	67.9	15.1	15.8	12	21.2	42.8

FILENAME: I-5700\_SignDesigns NORTH CAROLINA D.O.T. SIGN DETAIL

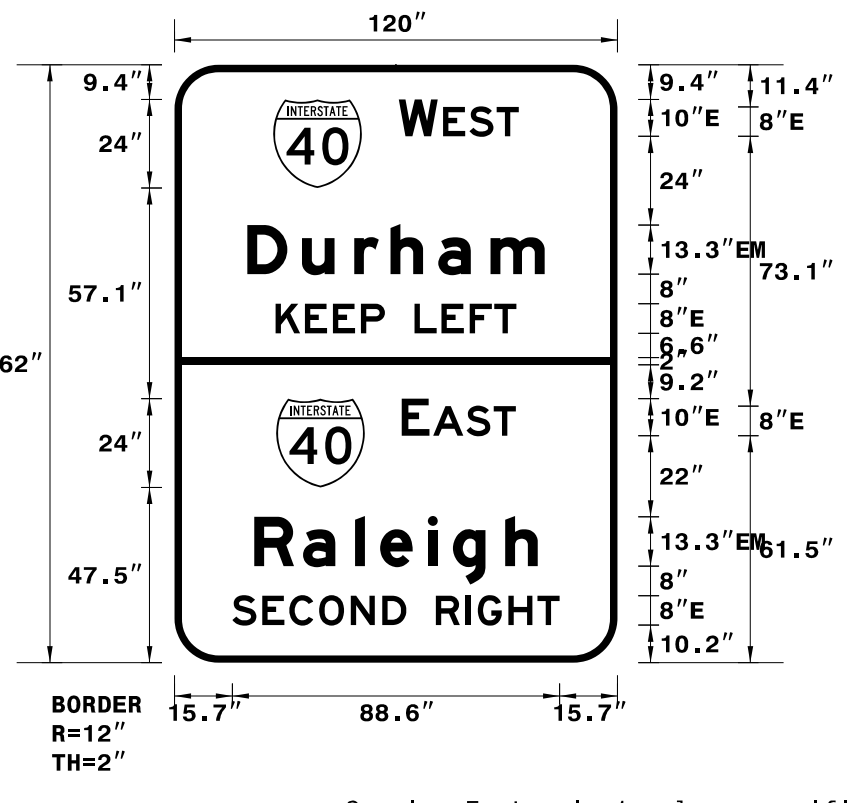
OVERHEAD SIGN DESIGNS  
TYPE 'B'

9/10/2019 10:43:36 AM C:\pwworking\east01\ad6696054\15700\_sign\_design\_04.dgn

**SIGN NUMBER:** 101  
**TYPE:** A  
**QUANTITY:** 1  
**SIGN WIDTH:** 10'-0"  
**HEIGHT:** 13'-6"  
**TOTAL AREA:** 135.0 Sq.Ft.  
**BORDER TYPE:** FLUSH  
**RECESS:** 0"  
**WIDTH:** 2"  
**RADII:** 12"  
**NO. Z BARS:** 4  
**LENGTH:** 112.0

SYMBOL	X	Y	WID	HT
M1_1	26.7	128.6	24	24
M1_1	27.5	47.5	24	24

**DESIGN BY:** R DRAYTON  
**CHECKED BY:** M. RZEPKA  
**PROJECT ID:** I-5700  
**DATE:** May 23, 2019  
**DIV:** 5



**USE NOTES:** 1, 2 & 3  
 1. Legend and border(except those that are colored black) shall be direct applied Grade C sheeting.  
 2. Background shall be Grade C reflective sheeting.  
 3. Shields; A, B, and C type arrows shall be on 0.032" (0.8mm) aluminum and demountable.

**LETTER POSITIONS**

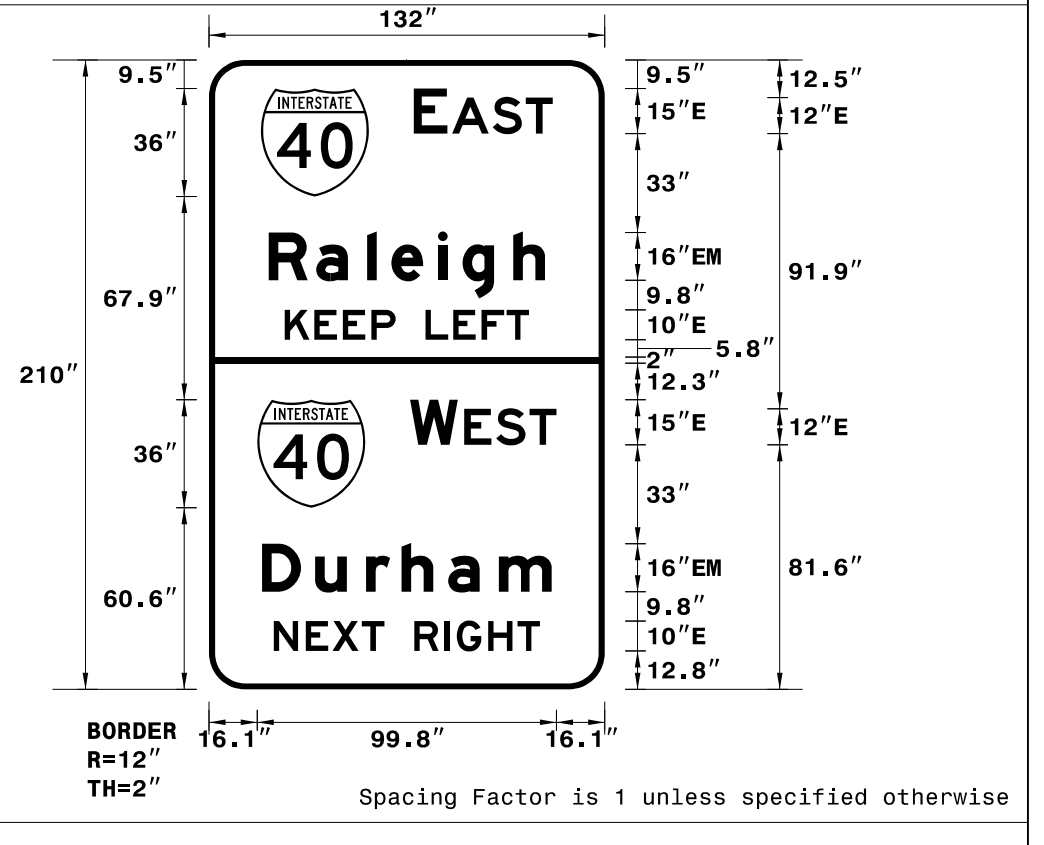
Letter spacings are to start of next letter													Series/Size	
													Text Length	
60.7	10.6	1.4	7.1	7.4	6	26.7							E 2000	
D u r h a m													32.5	
19.7	14.8	14.1	9.9	12.9	14.1	14.7	19.7						EM 2000	
K E E P L E F T													80.5	
27.4	7.9	7.6	7.6	6.5	8	7.4	7.6	6.6	6	27.4			E 2000	
E A S T													65.2	
61.5	7.5	1	9	7.4	6	27.5							E 2000	
R a l e i g h													30.9	
21.6	13.2	14.1	6.8	12.9	6.8	14.1	8.8	21.6					EM 2000	
S E C O N D R I G H T													76.8	
15.7	8.1	7.4	8.1	8.6	8.6	6.5	8	8.1	3.3	8.3	7.8	6	15.7	E 2000
S E C O N D R I G H T													88.6	

FILENAME: I-5700\_SignDesigns NORTH CAROLINA D.O.T. SIGN DETAIL

**SIGN NUMBER:** 102  
**TYPE:** A  
**QUANTITY:** 1  
**SIGN WIDTH:** 11'-0"  
**HEIGHT:** 17'-6"  
**TOTAL AREA:** 192.5 Sq.Ft.  
**BORDER TYPE:** FLUSH  
**RECESS:** 0"  
**WIDTH:** 2"  
**RADII:** 12"  
**NO. Z BARS:** 6  
**LENGTH:** 124.0

SYMBOL	X	Y	WID	HT
M1_1	17.3	164.5	36	36
M1_1	16.1	60.6	36	36

**DESIGN BY:** R DRAYTON  
**CHECKED BY:** M. RZEPKA  
**PROJECT ID:** I-5700  
**DATE:** Feb 25, 2019  
**DIV:** 5



**USE NOTES:** 1, 2 & 3  
 1. Legend and border(except those that are colored black) shall be direct applied Grade C sheeting.  
 2. Background shall be Grade C reflective sheeting.  
 3. Shields; A, B, and C type arrows shall be on 0.032" (0.8mm) aluminum and demountable.

**LETTER POSITIONS**

Letter spacings are to start of next letter													Series/Size
													Text Length
68.3	11.3	1.5	13.6	11	9	17.3							E 2000
R a l e i g h													46.4
19.9	15.8	17	8.2	15.5	8.2	17	10.6	19.9					EM 2000
K E E P L E F T													92.2
25.3	9.9	9.5	9.5	8.1	10	9.2	9.5	8.3	7.5	25.3			E 2000
W E S T													81.5
67.1	15.9	2.2	10.7	11	9	16.1							E 2000
D u r h a m													48.8
17.7	17.8	17	11.8	15.5	17	17.6	17.7						EM 2000
N E X T R I G H T													96.6
21.6	10.7	8.9	9.8	7.5	10	10.1	4.1	10.4	9.8	7.5	21.6		E 2000
N E X T R I G H T													88.8

FILENAME: I-5700\_SignDesigns NORTH CAROLINA D.O.T. SIGN DETAIL

**APPROVED:** Michael T. Rzepka  
**DATE:** 9/10/2019

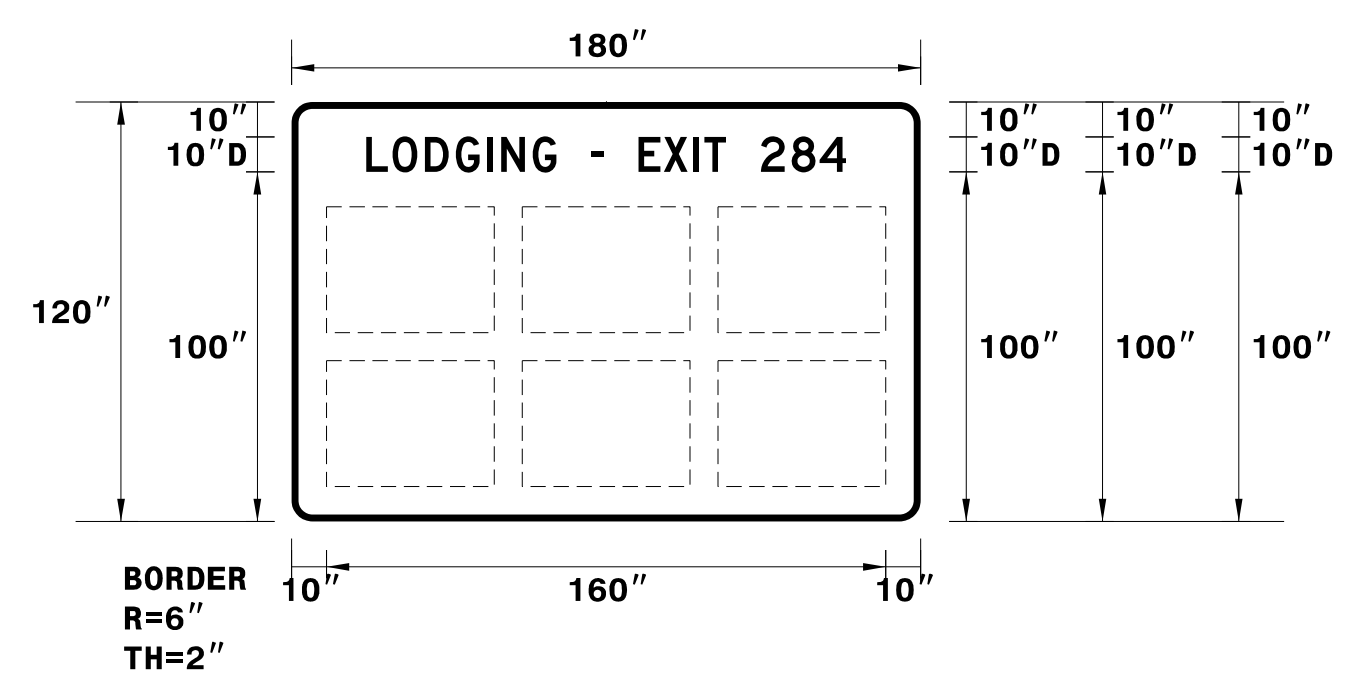


**DOCUMENT NOT CONSIDERED FINAL UNLESS ALL SIGNATURES COMPLETED**

**SIGN NUMBER:** 103  
**TYPE:** A  
**QUANTITY:** 1  
**SIGN WIDTH:** 15'-0"  
**HEIGHT:** 10'-0"  
**TOTAL AREA:** 150.0 Sq.Ft.  
**BORDER TYPE:** FLUSH  
**RECESS:** 0"  
**WIDTH:** 2"  
**RADII:** 6"  
**NO. Z BARS:** 3  
**LENGTH:** 172.0

SYMBOL	X	Y	WID	HT
48x36	10	54	48	36
48x36	66	54	48	36
48x36	122	54	48	36
48x36	10	10	48	36
48x36	66	10	48	36
48x36	122	10	48	36

**DESIGN BY:** R DRAYTON  
**CHECKED BY:** M. RZEPKA  
**PROJECT ID:** I-5700  
**DATE:** Feb 25, 2019  
**DIV:** 5



**USE NOTES:** 1,2  
 1. Legend and border(except those that are colored black) shall be direct applied Grade C sheeting.  
 2. Background shall be Grade C reflective sheeting.

**LETTER POSITIONS**

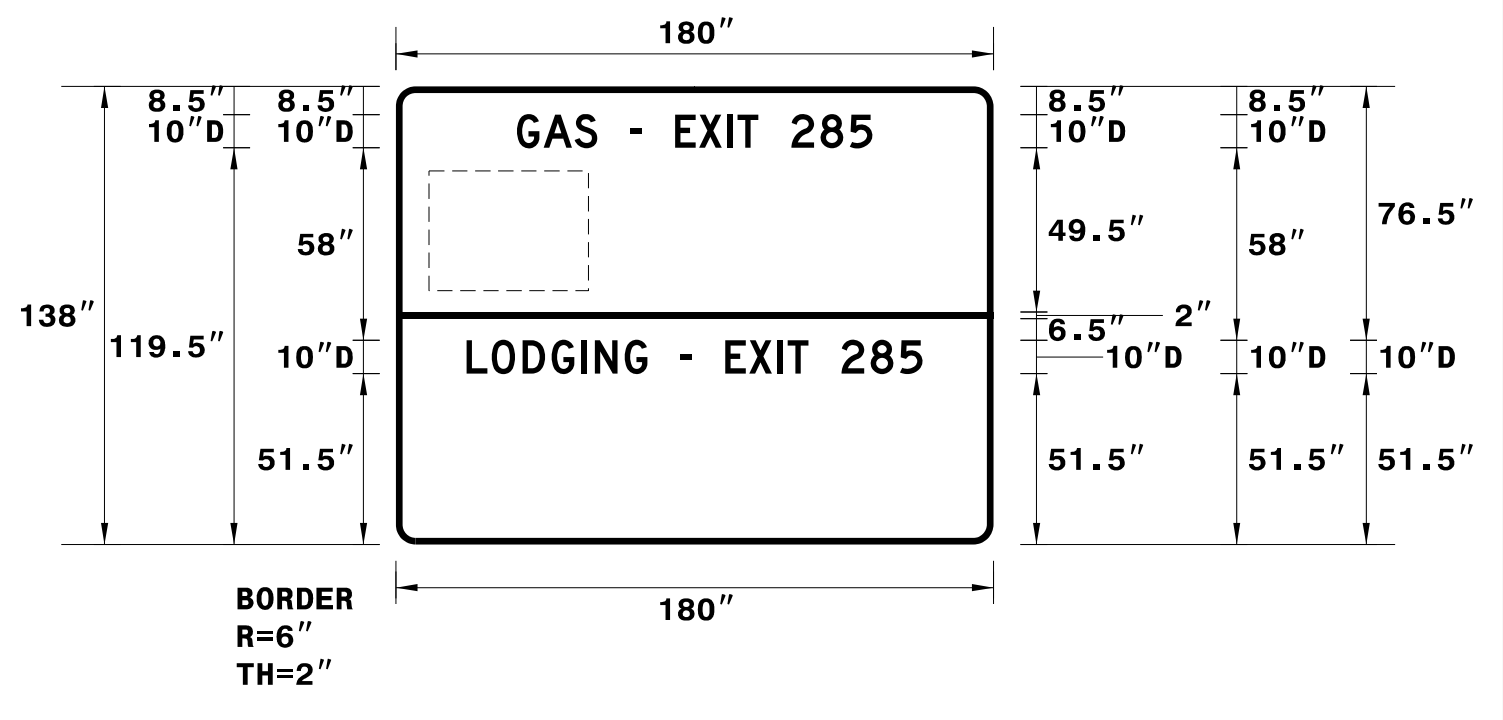
Letter spacings are to start of next letter													Series/Size							
													Text Length							
21.4	7.5	9.3	8.8	9	4	9	6.8	10	3.5	10	7.2	8.5	3.1	6.2	10	8.8	8	7.5	21.4	D 2000
L O D G I N G - E X I T 2 8 4																				137.2

FILENAME: I-5700\_SignDesigns NORTH CAROLINA D.O.T. SIGN DETAIL

**SIGN NUMBER:** 104  
**TYPE:** A  
**QUANTITY:** 1  
**SIGN WIDTH:** 15'-0"  
**HEIGHT:** 11'-6"  
**TOTAL AREA:** 172.5 Sq.Ft.  
**BORDER TYPE:** FLUSH  
**RECESS:** 0"  
**WIDTH:** 2"  
**RADII:** 6"  
**NO. Z BARS:** 3  
**LENGTH:** 172.0

SYMBOL	X	Y	WID	HT
48x36	10	76.5	48	36

**DESIGN BY:** R DRAYTON  
**CHECKED BY:** M. RZEPKA  
**PROJECT ID:** I-5700  
**DATE:** Feb 25, 2019  
**DIV:** 5



**USE NOTES:** 1,2  
 1. Legend and border(except those that are colored black) shall be direct applied Grade C sheeting.  
 2. Background shall be Grade C reflective sheeting.

**LETTER POSITIONS**

Letter spacings are to start of next letter													Series/Size							
													Text Length							
36.5	8.1	9.3	6.8	10	3.5	10	7.2	8.5	3.1	6.2	10	8.8	8.8	6.8	36.5					D 2000
G A S - E X I T 2 8 5																				107.1
21.4	7.5	9.3	8.8	9	4	9	6.8	10	3.5	10	7.2	8.5	3.1	6.2	10	8.8	8.8	6.8	21.4	D 2000
L O D G I N G - E X I T 2 8 5																				137.3

FILENAME: I-5700\_SignDesigns NORTH CAROLINA D.O.T. SIGN DETAIL

9/10/2019 10:41:41 AM C:\pwworking\east01\ad0696054\15700\_sign\_design\_04h.dgn

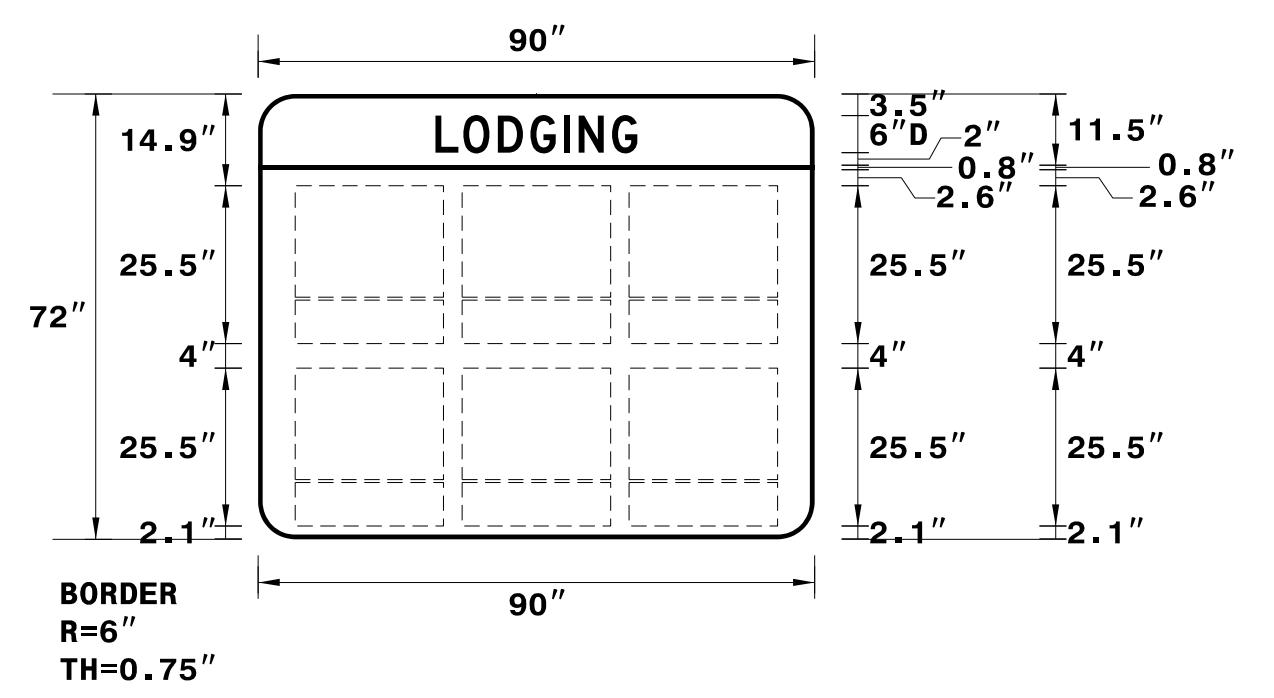
**GROUND MOUNTED SIGN DESIGNS TYPE 'A'**



SIGN NUMBER: 105, 106, 111 & 112  
 TYPE: A  
 QUANTITY: 4  
 SIGN WIDTH: 7'-6"  
 HEIGHT: 6'-0"  
 TOTAL AREA: 45.0 Sq.Ft.  
 BORDER TYPE: FLUSH  
 RECESS: 0"  
 WIDTH: 0.75"  
 RADII: 6"  
 NO. Z BARS: 2  
 LENGTH: 82.0

SYMBOL	X	Y	WID	HT
24x18_24x7	6	31.7	24	25.5
24x18_24x7	33	31.7	24	25.5
24x18_24x7	60	31.7	24	25.5
24x18_24x7	6	2.2	24	25.5
24x18_24x7	33	2.2	24	25.5
24x18_24x7	60	2.2	24	25.5

DESIGN BY: R DRAYTON  
 CHECKED BY: M. RZEPKA  
 PROJECT ID: I-5700  
 Feb 25, 2019  
 DIV:5



USE NOTES: 1,2  
 1. Legend and border(except those that are colored black) shall be direct applied Grade C sheeting.  
 2. Background shall be Grade C reflective sheeting.

LETTER POSITIONS

Letter spacings are to start of next letter

Series/Size	Text Length
D 2000	32.6

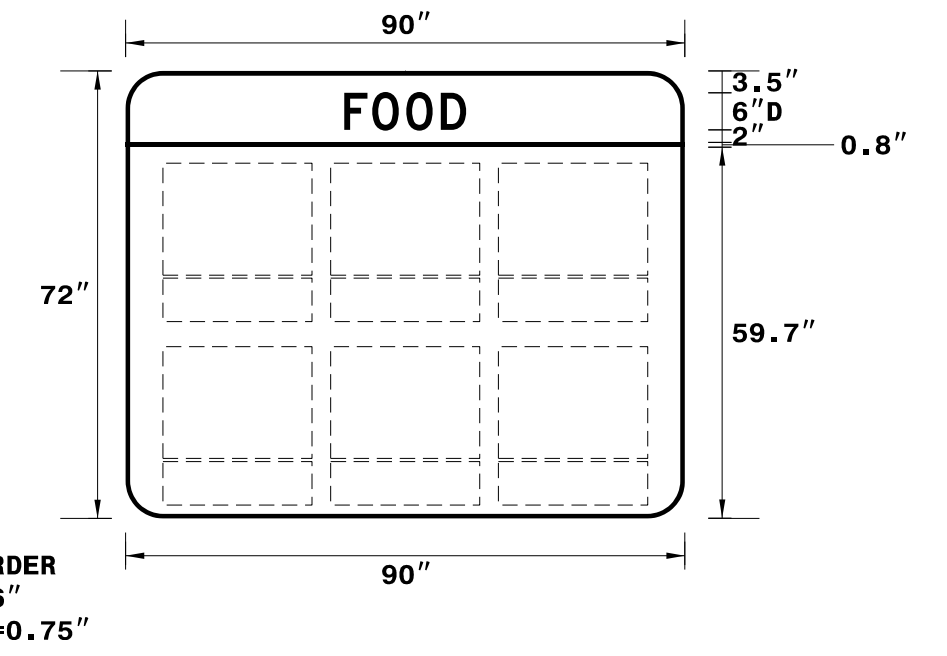
	L	O	D	G	I	N	G		
	28.7	4.5	5.6	5.3	5.4	2.4	5.4	4.1	28.7

FILENAME: I-5700\_SignDesigns NORTH CAROLINA D.O.T. SIGN DETAIL

SIGN NUMBER: 107 & 113  
 TYPE: A  
 QUANTITY: 2  
 SIGN WIDTH: 7'-6"  
 HEIGHT: 6'-0"  
 TOTAL AREA: 45.0 Sq.Ft.  
 BORDER TYPE: FLUSH  
 RECESS: 0"  
 WIDTH: 0.75"  
 RADII: 6"  
 NO. Z BARS: 2  
 LENGTH: 82.0

SYMBOL	X	Y	WID	HT
24x18_24x7	6	31.7	24	25.5
24x18_24x7	33	31.7	24	25.5
24x18_24x7	60	31.7	24	25.5
24x18_24x7	6	2.2	24	25.5
24x18_24x7	33	2.2	24	25.5
24x18_24x7	60	2.2	24	25.5

DESIGN BY: R DRAYTON  
 CHECKED BY: M. RZEPKA  
 PROJECT ID: I-5700  
 Feb 25, 2019  
 DIV:5



USE NOTES: 1,2  
 1. Legend and border(except those that are colored black) shall be direct applied Grade C sheeting.  
 2. Background shall be Grade C reflective sheeting.

LETTER POSITIONS

Letter spacings are to start of next letter

Series/Size	Text Length
D 2000	19.6

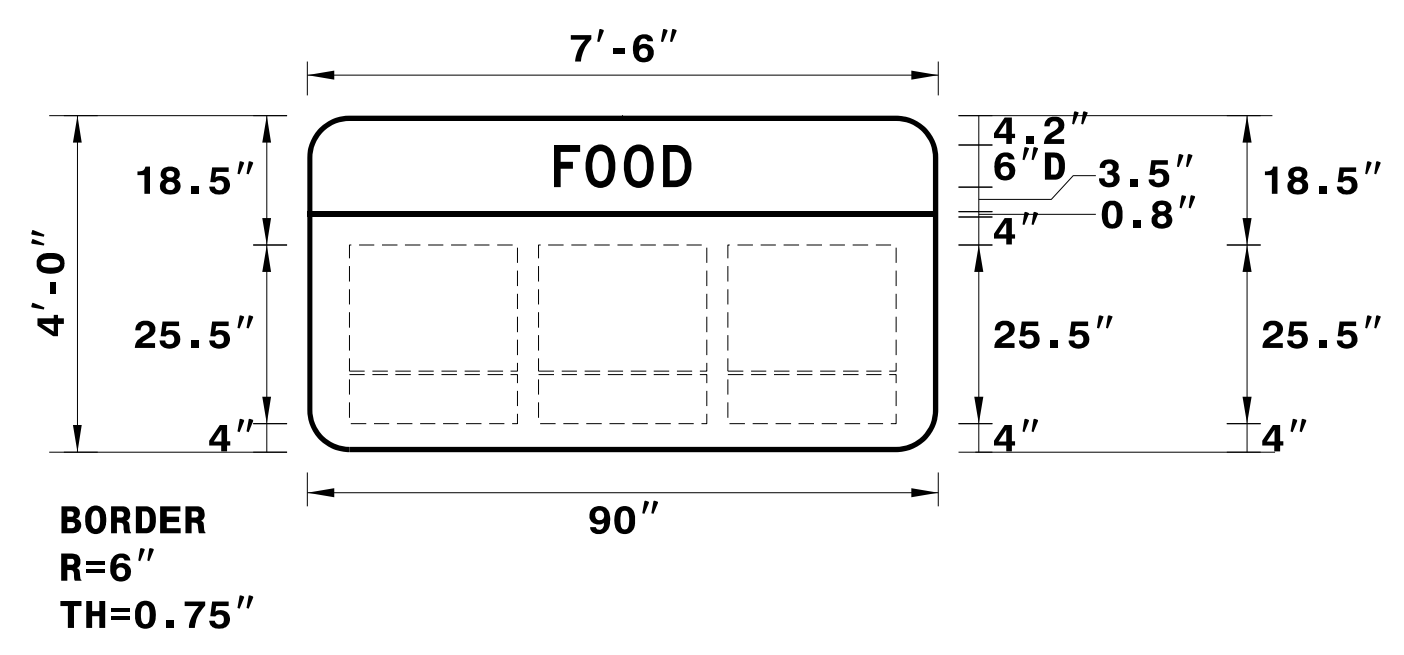
	F	O	O	D		
	35.2	4.5	5.5	5.6	4.1	35.2

FILENAME: I-5700\_SignDesigns NORTH CAROLINA D.O.T. SIGN DETAIL

SIGN NUMBER: 108 & 114  
 TYPE: B  
 QUANTITY: 2  
 SIGN WIDTH: 7'-6"  
 HEIGHT: 4'-0"  
 TOTAL AREA: 30.0 Sq.Ft.  
 BORDER TYPE: FLUSH  
 RECESS: 0"  
 WIDTH: 0.75"  
 RADII: 6"  
 NO. Z BARS: 2  
 LENGTH: 82.0

SYMBOL	X	Y	WID	HT
24x18_24x7	6	4.1	24	25.5
24x18_24x7	33	4.1	24	25.5
24x18_24x7	60	4.1	24	25.5

DESIGN BY: R DRAYTON  
 CHECKED BY: M. RZEPKA  
 PROJECT ID: I-5700  
 Feb 25, 2019  
 DIV:5



USE NOTES: 1,2  
 1. Legend and border(except those that are colored black) shall be direct applied Grade C sheeting.  
 2. Background shall be Grade C reflective sheeting.

LETTER POSITIONS

Letter spacings are to start of next letter

Series/Size	Text Length
D 2000	19.6

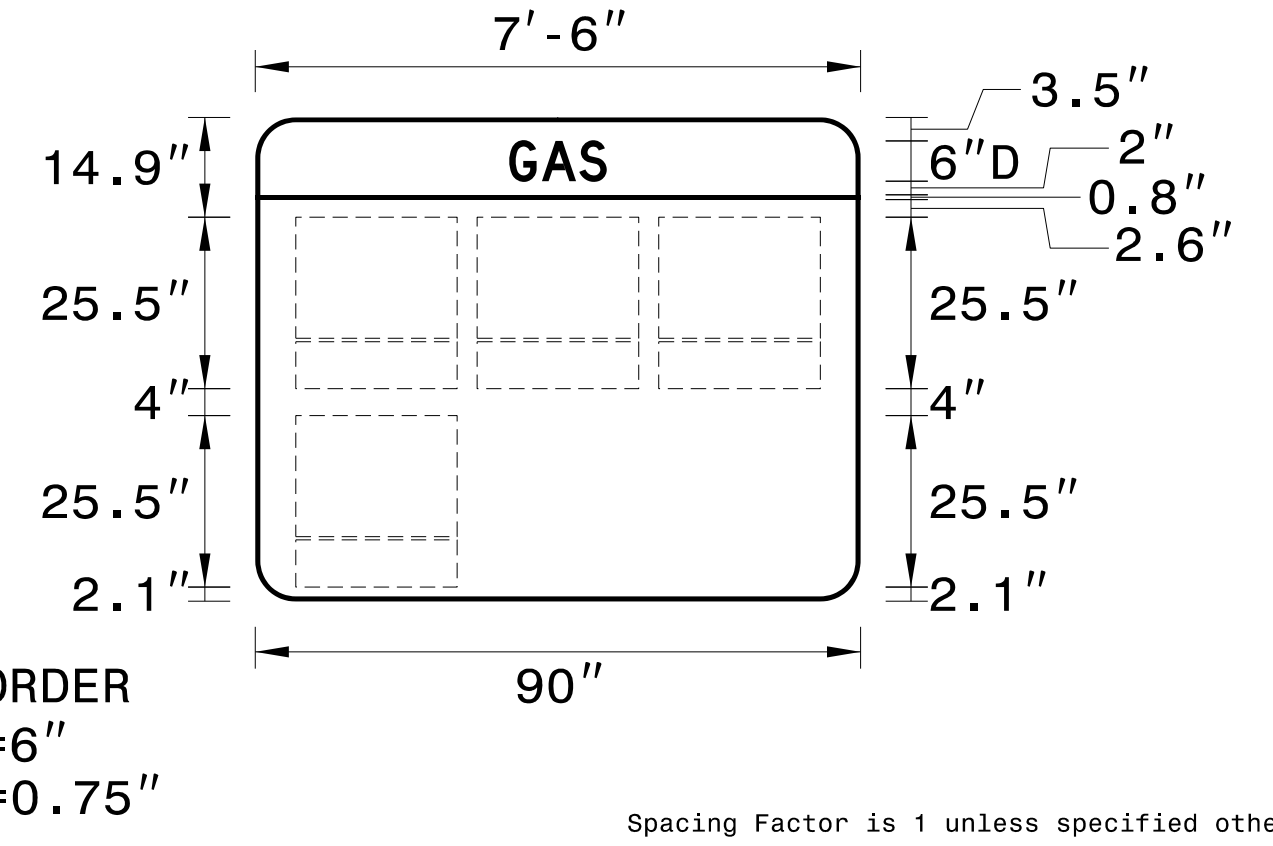
	F	O	O	D		
	35.2	4.5	5.5	5.6	4.1	35.2

FILENAME: I-5700\_SignDesigns NORTH CAROLINA D.O.T. SIGN DETAIL

SIGN NUMBER: 109 & 115  
 TYPE: A  
 QUANTITY: 2  
 SIGN WIDTH: 7'-6"  
 HEIGHT: 6'-0"  
 TOTAL AREA: 45.0 Sq.Ft.  
 BORDER TYPE: FLUSH  
 RECESS: 0"  
 WIDTH: 0.75"  
 RADII: 6"  
 NO. Z BARS: 2  
 LENGTH: 82.0

SYMBOL	X	Y	WID	HT
24x18_24x7	6	31.7	24	25.5
24x18_24x7	33	31.7	24	25.5
24x18_24x7	60	31.7	24	25.5
24x18_24x7	6	2.2	24	25.5

DESIGN BY: R DRAYTON  
 CHECKED BY: M. RZEPKA  
 PROJECT ID: I-5700  
 Feb 25, 2019  
 DIV:5



USE NOTES: 1,2  
 1. Legend and border(except those that are colored black) shall be direct applied Grade C sheeting.  
 2. Background shall be Grade C reflective sheeting.

LETTER POSITIONS

Letter spacings are to start of next letter

Series/Size	Text Length
D 2000	14.5

	G	A	S		
	37.7	4.9	5.6	4.1	37.7

FILENAME: I-5700\_SignDesigns NORTH CAROLINA D.O.T. SIGN DETAIL

GROUND MOUNTED  
 SIGN DESIGNS  
 TYPE 'A' & TYPE 'B'

APPROVED: *Michael T. Rzepka*  
 DATE: 9/10/2019

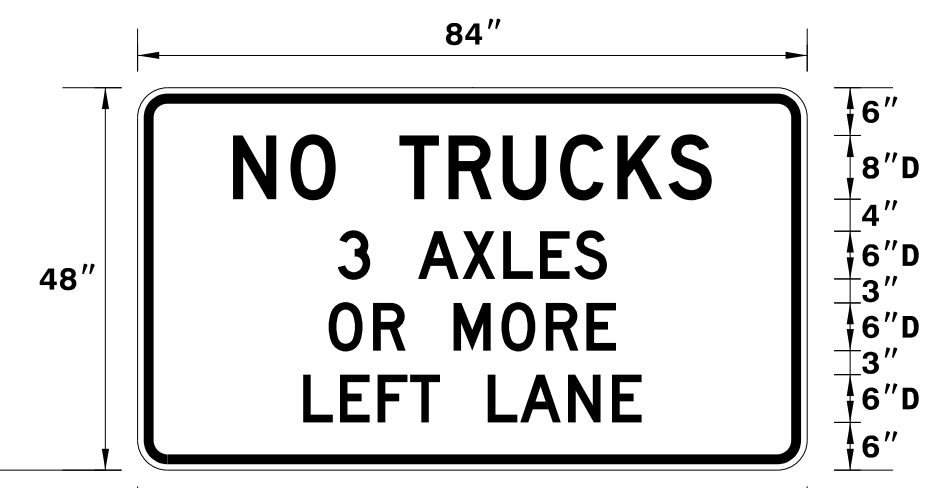
SEAL  
  
 DOCUMENT NOT CONSIDERED FINAL  
 UNLESS ALL SIGNATURES COMPLETED

9/10/2019 10:45:45 AM C:\Users\mking\OneDrive\Documents\I-5700\_SignDesigns\_04.dgn

SIGN NUMBER: 110, 116, 117 & 118  
 TYPE: B  
 QUANTITY: 2  
 SIGN WIDTH: 7'-0"  
 HEIGHT: 4'-0"  
 TOTAL AREA: 28.0 Sq.Ft.  
 BORDER TYPE: FLUSH  
 RECESS: 0.75"  
 WIDTH: 1.25"  
 RADII: 3"  
 NO. Z BARS: 2  
 LENGTH: 76.0  
 MAT'L: 0.125" (3.2 mm) ALUMINUM

SYMBOL	X	Y	WID	HT

DESIGN BY: R DRAYTON  
 PROJECT ID: I-5700  
 CHECKED BY: M. RZEPKA  
 Feb. 19, 2019  
 DIV:5



BORDER  
 R=3"  
 TH=1.25"  
 IN=0.75"

Spacing Factor is 1 unless specified otherwise

LETTER POSITIONS

Letter spacings are to start of next letter												Series/Size
												Text Length
	N	O	T	R	U	C	K	S				D 2000
	12	7.2	5.7	8	6.2	6.8	7.2	7.2	6.4	5.4	12	60.1
	3		A	X	L	E	S					D 2000
	25.1	4.1	6	5.6	5.1	4.6	4.3	4.1	25.1			33.8
		O	R	M	O	R	E					D 2000
	24	5.6	4.1	6	6	5.6	5.1	3.7	24			36.1
		L	E	F	T	L	A	N	E			D 2000
	20.8	4.6	4.7	4.1	3.7	6	4.1	6	5.5	3.7	20.8	42.5

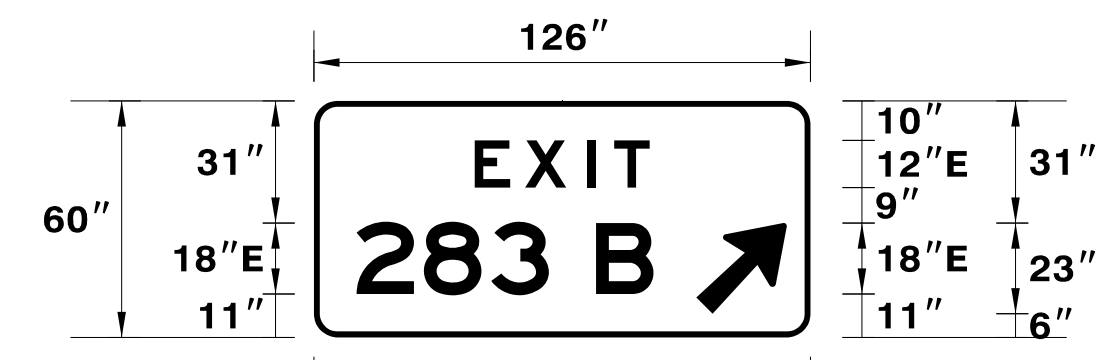
FILENAME: ISS06\_Guidesign\_English

NORTH CAROLINA D.O.T. SIGN DETAIL

SIGN NUMBER: 201  
 TYPE: A  
 QUANTITY: 1  
 SIGN WIDTH: 10'-6"  
 HEIGHT: 5'-0"  
 TOTAL AREA: 52.5 Sq.Ft.  
 BORDER TYPE: FLUSH  
 RECESS: 0"  
 WIDTH: 1.5"  
 RADII: 6"  
 NO. Z BARS: 2  
 LENGTH: 118.0  
 MAT'L: 0.125" (3.2 mm) ALUMINUM

SYMBOL	X	Y	WID	HT
AR_Type A	97	6	18.3	29.3

DESIGN BY: R DRAYTON  
 PROJECT ID: I-5700  
 CHECKED BY: M. RZEPKA  
 Feb 25, 2019  
 DIV:5



BORDER  
 R=6"  
 TH=1.5"

INCREASE "EXIT" SPACING BY 2.25  
 Spacing Factor is 1 unless specified otherwise

LETTER POSITIONS

Letter spacings are to start of next letter												Series/Size
												Text Length
	E	X	I	T								E 2000
	40.8	12.8	15.8	6.8	9	40.8						44.4
		2	8	3		B						E 2000
	10.8	17.1	17.1	14.6	12	14.6	39.8					75.4

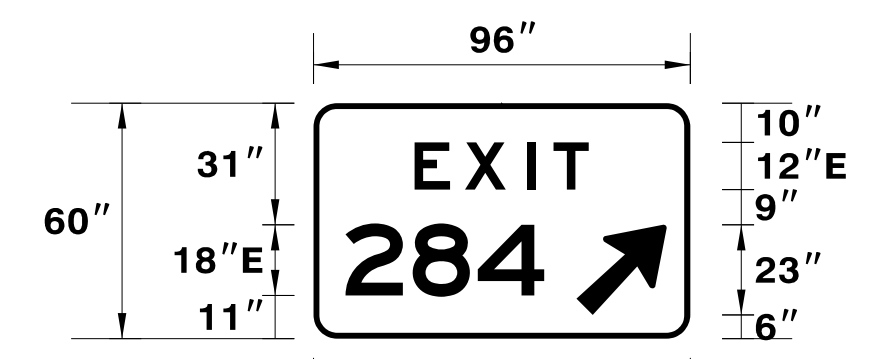
FILENAME: I-5700\_SignDesigns

NORTH CAROLINA D.O.T. SIGN DETAIL

SIGN NUMBER: 202  
 TYPE: A  
 QUANTITY: 1  
 SIGN WIDTH: 8'-0"  
 HEIGHT: 5'-0"  
 TOTAL AREA: 40.0 Sq.Ft.  
 BORDER TYPE: FLUSH  
 RECESS: 0"  
 WIDTH: 1.5"  
 RADII: 6"  
 NO. Z BARS: 2  
 LENGTH: 88.0  
 MAT'L: 0.125" (3.2 mm) ALUMINUM

SYMBOL	X	Y	WID	HT
AR_Type A	67	6	18.3	29.3

DESIGN BY: R DRAYTON  
 PROJECT ID: I-5700  
 CHECKED BY: M. RZEPKA  
 Feb 25, 2019  
 DIV:5



BORDER  
 R=6"  
 TH=1.5"

INCREASE "EXIT" SPACING BY 2.25  
 Spacing Factor is 1 unless specified otherwise

LETTER POSITIONS

Letter spacings are to start of next letter												Series/Size
												Text Length
	E	X	I	T								E 2000
	25.8	12.8	15.8	6.8	9	25.8						44.4
		2	8	4								E 2000
	8.2	17.1	16.6	16.9	37.2							50.6

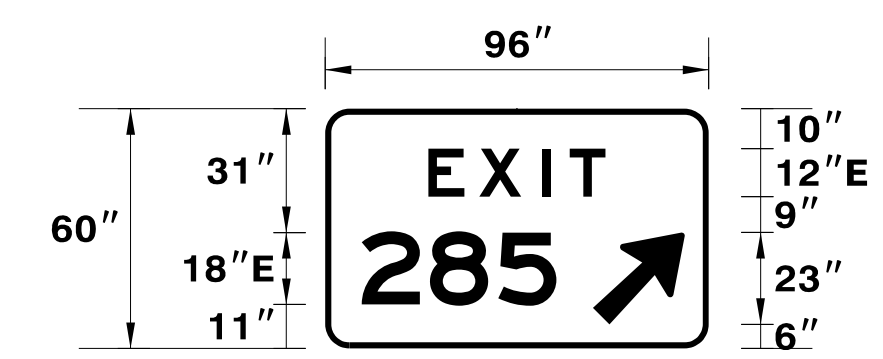
FILENAME: I-5700\_SignDesigns

NORTH CAROLINA D.O.T. SIGN DETAIL

SIGN NUMBER: 203  
 TYPE: A  
 QUANTITY: 1  
 SIGN WIDTH: 8'-0"  
 HEIGHT: 5'-0"  
 TOTAL AREA: 40.0 Sq.Ft.  
 BORDER TYPE: FLUSH  
 RECESS: 0"  
 WIDTH: 1.5"  
 RADII: 6"  
 NO. Z BARS: 2  
 LENGTH: 88.0  
 MAT'L: 0.125" (3.2 mm) ALUMINUM

SYMBOL	X	Y	WID	HT
AR_Type A	67	6	18.3	29.3

DESIGN BY: R DRAYTON  
 PROJECT ID: I-5700  
 CHECKED BY: M. RZEPKA  
 Feb 25, 2019  
 DIV:5



BORDER  
 R=6"  
 TH=1.5"

INCREASE "EXIT" SPACING BY 2.25  
 Spacing Factor is 1 unless specified otherwise

LETTER POSITIONS

Letter spacings are to start of next letter												Series/Size
												Text Length
	E	X	I	T								E 2000
	25.8	12.8	15.8	6.8	9	25.8						44.4
		2	8	5								E 2000
	9.1	17.1	17.1	14.6	38.1							48.8

FILENAME: I-5700\_SignDesigns

NORTH CAROLINA D.O.T. SIGN DETAIL

APPROVED: *Michael T. Rzepka*  
 DATE: 9/10/2019  
 SEAL  
  
 DOCUMENT NOT CONSIDERED FINAL  
 UNLESS ALL SIGNATURES COMPLETED

9/10/2019  
 C:\pwworking\leos01\ad6696054\15700\_sign\_design\_04.dgn  
 10/25/2019 PH

GROUND MOUNTED  
 SIGN DESIGNS  
 TYPE 'A' & TYPE 'B'



APPROVED: *Michael T. Rzepka*  
DocuSigned by:  
 018C3480C20049D

DATE: 9/10/2019



DOCUMENT NOT CONSIDERED FINAL  
 UNLESS ALL SIGNATURES COMPLETED

**SIGN NUMBER:** 301  
**TYPE:** D  
**QUANTITY:** 1  
**SIGN WIDTH:** 2'-9"  
**HEIGHT:** 0'-9"  
**TOTAL AREA:** 2.1 Sq.Ft.  
**BORDER TYPE:** FLUSH  
**RECESS:** 0.34"  
**WIDTH:** 0.5"  
**RADII:** 1"  
**MAT'L:** 0.125" (3.2 mm) ALUMINUM

**BACKG COLOR:** Yellow  
**COPY COLOR:** Black

SYMBOL	X	Y	WID	HT
AR_Type D	28.7	7.2	3	4.5
AR_Type D	4	1.8	3	4.5

**DESIGN BY:** R. DRAYTON  
**CHECKED BY:** M. RZEPKA  
**PROJECT ID:** I-5700  
**DATE:** Feb 25, 2019  
**DIV:** 5

**BORDER**  
**R=1"**  
**TH=0.5"**  
**IN=0.34"**

USE NOTES: 1,2  
 1. Legend and border(except those that are colored black) shall be direct applied Grade C sheeting.  
 2. Background shall be Grade C reflective sheeting.

Spacing Factor is 1 unless specified otherwise

LETTER POSITIONS

Letter spacings are to start of next letter

Series/Size	Text Length
B 2000	25.4

FILENAME: I-5700\_SignDesigns  
 NORTH CAROLINA D.O.T. SIGN DETAIL

**SIGN NUMBER:** 302  
**TYPE:** D  
**QUANTITY:** 1  
**SIGN WIDTH:** 3'-0"  
**HEIGHT:** 1'-0"  
**TOTAL AREA:** 3.0 Sq.Ft.  
**BORDER TYPE:** FLUSH  
**RECESS:** 0.38"  
**WIDTH:** 0.44"  
**RADII:** 1.5"  
**MAT'L:** 0.125" (3.2 mm) ALUMINUM

**BACKG COLOR:** Yellow  
**COPY COLOR:** Black

SYMBOL	X	Y	WID	HT
AR_Type D	28.7	7.2	3	4.5
AR_Type D	4	1.8	3	4.5

**DESIGN BY:** R. DRAYTON  
**CHECKED BY:** M. RZEPKA  
**PROJECT ID:** I-5700  
**DATE:** Mar 01, 2019  
**DIV:** 5

**BORDER**  
**R=1.5"**  
**TH=0.44"**  
**IN=0.38"**

USE NOTES: 1,2  
 1. Legend and border(except those that are colored black) shall be direct applied Grade C sheeting.  
 2. Background shall be Grade C reflective sheeting.

Spacing Factor is 1 unless specified otherwise

LETTER POSITIONS

Letter spacings are to start of next letter

Series/Size	Text Length
B 2000	22.9
B 2000	20.4

FILENAME: I-5700\_SignDesigns  
 NORTH CAROLINA D.O.T. SIGN DETAIL

**SIGN NUMBER:** 303  
**TYPE:** D  
**QUANTITY:** 1  
**SIGN WIDTH:** 3'-0"  
**HEIGHT:** 1'-0"  
**TOTAL AREA:** 3.0 Sq.Ft.  
**BORDER TYPE:** FLUSH  
**RECESS:** 0.38"  
**WIDTH:** 0.44"  
**RADII:** 1.5"  
**MAT'L:** 0.125" (3.2 mm) ALUMINUM

**BACKG COLOR:** Yellow  
**COPY COLOR:** Black

SYMBOL	X	Y	WID	HT
AR_Type D	27.5	7.2	3	4.5
AR_Type D	2.8	1.8	3	4.5

**DESIGN BY:** R. DRAYTON  
**CHECKED BY:** M. RZEPKA  
**PROJECT ID:** I-5700  
**DATE:** Mar 01, 2019  
**DIV:** 5

**BORDER**  
**R=1.5"**  
**TH=0.44"**  
**IN=0.38"**

USE NOTES: 1,2  
 1. Legend and border(except those that are colored black) shall be direct applied Grade C sheeting.  
 2. Background shall be Grade C reflective sheeting.

Spacing Factor is 1 unless specified otherwise

LETTER POSITIONS

Letter spacings are to start of next letter

Series/Size	Text Length
B 2000	20.4
B 2000	22.9

FILENAME: I-5700\_SignDesigns  
 NORTH CAROLINA D.O.T. SIGN DETAIL

**SIGN NUMBER:** 304  
**TYPE:** D  
**QUANTITY:** 1  
**SIGN WIDTH:** 2'-0"  
**HEIGHT:** 1'-0"  
**TOTAL AREA:** 2.0 Sq.Ft.  
**BORDER TYPE:** FLUSH  
**RECESS:** 0.38"  
**WIDTH:** 0.44"  
**RADII:** 1.5"  
**MAT'L:** 0.125" (3.2 mm) ALUMINUM

**BACKG COLOR:** Yellow  
**COPY COLOR:** Black

SYMBOL	X	Y	WID	HT
AR_Type D	2.2	1.8	3	4.5

**DESIGN BY:** R. DRAYTON  
**CHECKED BY:** M. RZEPKA  
**PROJECT ID:** I-5700  
**DATE:** Mar 01, 2019  
**DIV:** 5

**BORDER**  
**R=1.5"**  
**TH=0.44"**  
**IN=0.38"**

USE NOTES: 1,2  
 1. Legend and border(except those that are colored black) shall be direct applied Grade C sheeting.  
 2. Background shall be Grade C reflective sheeting.

Spacing Factor is 1 unless specified otherwise

LETTER POSITIONS

Letter spacings are to start of next letter

Series/Size	Text Length
B 2000	17.7
B 2000	12

FILENAME: I-5700\_SignDesigns  
 NORTH CAROLINA D.O.T. SIGN DETAIL

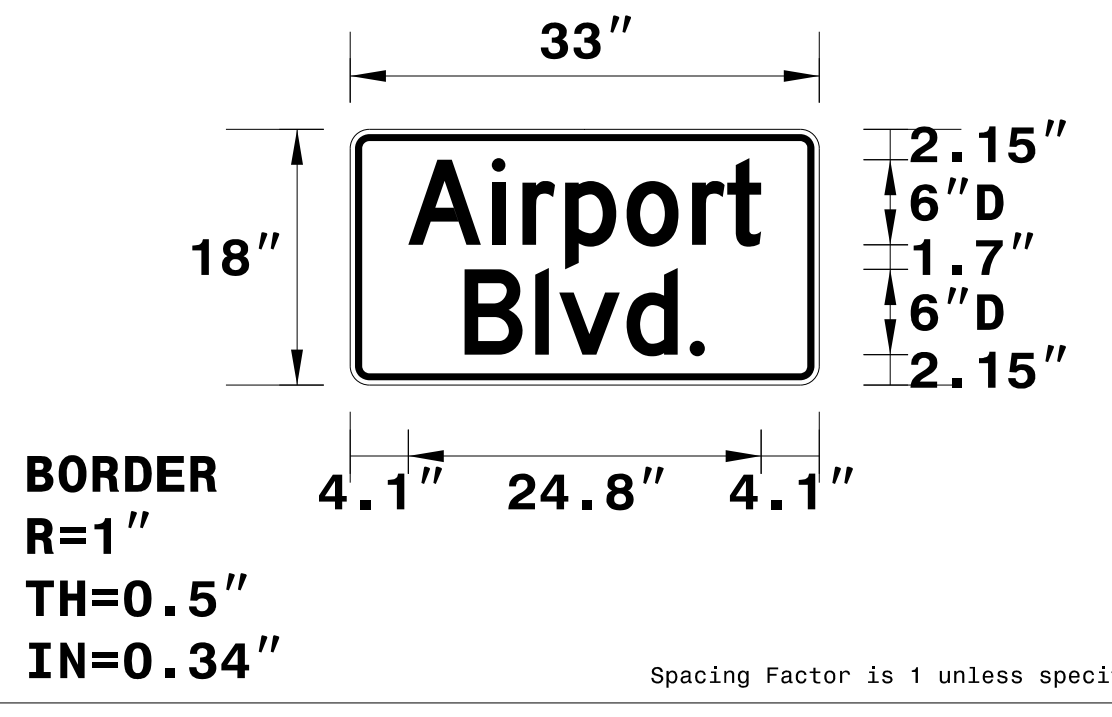
9/10/2019 10:47:55 AM C:\pwworking\east01\ad6596054\15700\_sign\_design\_04k.dgn

GROUND MOUNTED  
 SIGN DESIGNS  
 TYPE 'D'

SIGN NUMBER: 305  
 TYPE: D  
 QUANTITY: 1  
 SIGN WIDTH: 2'-9"  
 HEIGHT: 1'-6"  
 TOTAL AREA: 4.1 Sq.Ft.  
 BORDER TYPE: FLUSH  
 RECESS: 0.34"  
 WIDTH: 0.5"  
 RADII: 1"  
 NO. Z BARS: LENGTH:

SYMBOL	X	Y	WID	HT

DESIGN BY: R DRAYTON  
 PROJECT ID: I-5700  
 CHECKED BY: M. RZEPKA  
 Feb 25, 2019  
 DIV:5



USE NOTES: 1,2  
 1. Legend and border(except those that are colored black) shall be direct applied Grade C sheeting.  
 2. Background shall be Grade C reflective sheeting.

LETTER POSITIONS

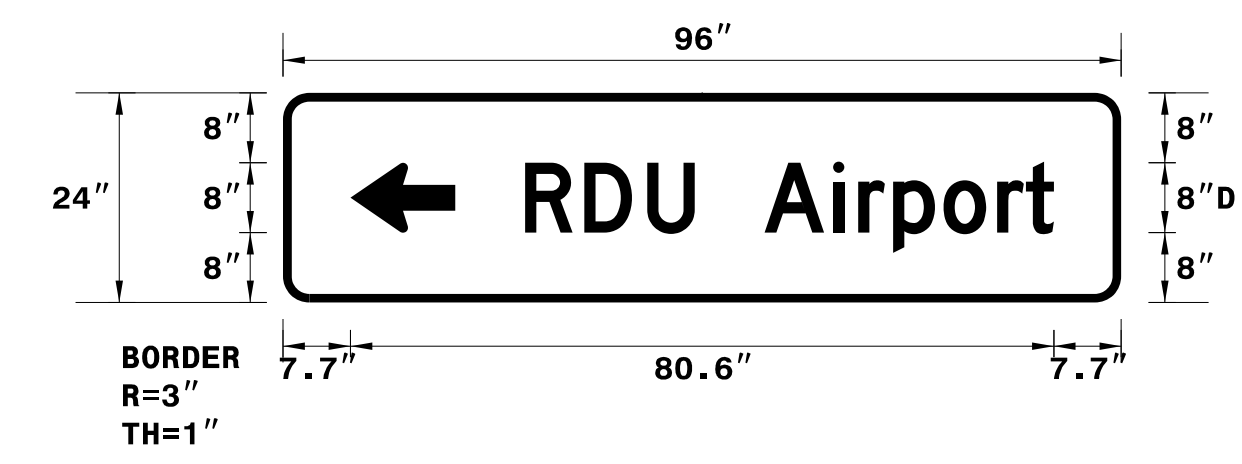
Letter spacings are to start of next letter											Series/Size
											Text Length
A	i	r	p	o	r	t					D 2000
4.1	5.9	2.2	3	4.3	4.6	2.5	2.4	4.1			24.8
B	i	v	d	.							D 2000
8	5	1.7	4.7	4.4	1.1	8					16.9

FILENAME: I-5700\_SignDesigns NORTH CAROLINA D.O.T. SIGN DETAIL

SIGN NUMBER: 306  
 TYPE: D  
 QUANTITY: 1  
 SIGN WIDTH: 8'-0"  
 HEIGHT: 2'-0"  
 TOTAL AREA: 16.0 Sq.Ft.  
 BORDER TYPE: FLUSH  
 RECESS: 0"  
 WIDTH: 1"  
 RADII: 3"  
 NO. Z BARS: LENGTH:

SYMBOL	X	Y	WID	HT
AR_Type D	7.7	8	8	12

DESIGN BY: R DRAYTON  
 PROJECT ID: I-5700  
 CHECKED BY: M. RZEPKA  
 Feb 25, 2019  
 DIV:5



USE NOTES: 1,2  
 1. Legend and border(except those that are colored black) shall be direct applied Grade C sheeting.  
 2. Background shall be Grade C reflective sheeting.

LETTER POSITIONS

Letter spacings are to start of next letter														Series/Size
														Text Length
R	D	U	A	i	r	p	o	r	t					D 2000
27.7	6.8	7.2	5.4	8	7.8	2.9	4	5.8	6.2	3.3	3.2	7.7		60.6

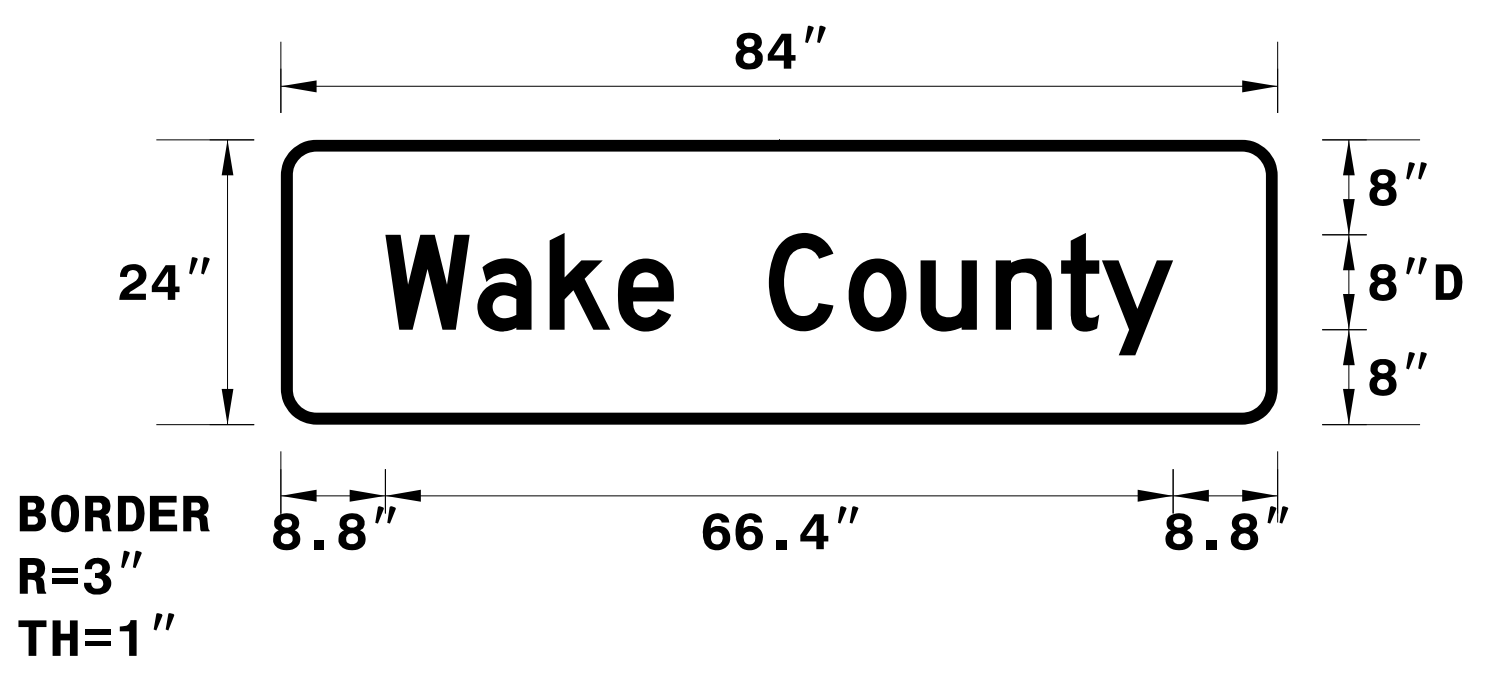
FILENAME: I-5700\_SignDesigns NORTH CAROLINA D.O.T. SIGN DETAIL

APPROVED: *Michael T. Rzepka*  
 DATE: 9/10/2019  
 SEAL  
  
 DOCUMENT NOT CONSIDERED FINAL UNLESS ALL SIGNATURES COMPLETED

SIGN NUMBER: 307  
 TYPE: D  
 QUANTITY: 1  
 SIGN WIDTH: 7'-0"  
 HEIGHT: 2'-0"  
 TOTAL AREA: 14.0 Sq.Ft.  
 BORDER TYPE: FLUSH  
 RECESS: 0"  
 WIDTH: 1"  
 RADII: 3"  
 NO. Z BARS: LENGTH:

SYMBOL	X	Y	WID	HT

DESIGN BY: none  
 PROJECT ID: I-5700  
 CHECKED BY: M. RZEPKA  
 May 23, 2019  
 DIV: 5



USE NOTES: 1,2  
 1. Legend and border(except those that are colored black) shall be direct applied Grade C sheeting.  
 2. Background shall be Grade C reflective sheeting.

LETTER POSITIONS

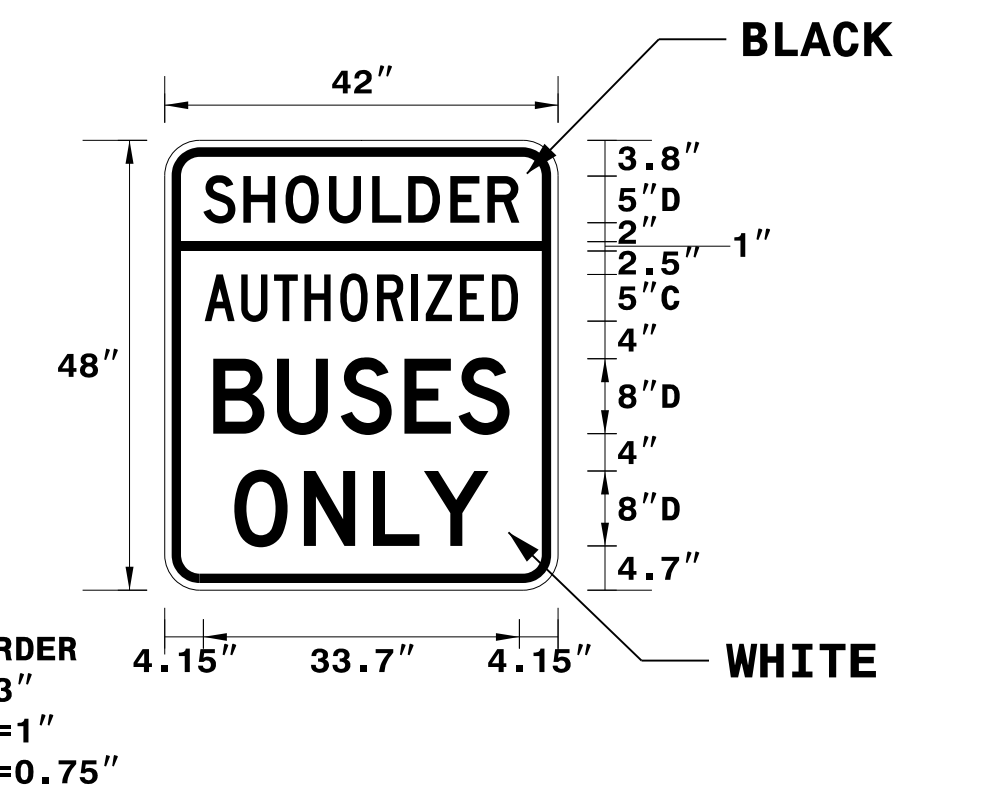
Letter spacings are to start of next letter														Series/Size
														Text Length
W	a	k	e	C	o	u	n	t	y					D 2000
8.8	7.8	6.1	5.8	8	6.7	6.1	6.3	5.5	3.4	6	8.8			66.4

FILENAME: I-5700\_SignDesigns NORTH CAROLINA D.O.T. SIGN DETAIL

SIGN NUMBER: SP12021  
 TYPE: D  
 QUANTITY: 3  
 SIGN WIDTH: 3'-6"  
 HEIGHT: 4'-0"  
 TOTAL AREA: 14.0 Sq.Ft.  
 BORDER TYPE: RECESSED  
 RECESS: 0.75"  
 WIDTH: 1"  
 RADII: 3"  
 MAT'L: 0.125" (3.2 mm) ALUMINUM

SYMBOL	X	Y	WID	HT

DESIGN BY: R DRAYTON  
 PROJECT ID: SPECIAL  
 CHECKED BY: R KING  
 Feb 14, 2019  
 DIV:5



USE NOTES: 1 & 2  
 1. Legend and border(except those that are colored black) shall be direct applied Grade C sheeting.  
 2. Background shall be Grade C reflective sheeting.

LETTER POSITIONS

Letter spacings are to start of next letter														Series/Size
														Text Length
S	H	O	U	L	D	E	R							D 2000
4.2	4.3	4.5	4.6	4.6	3.8	4.5	3.9	3.4	4.2					33.7
A	U	T	H	O	R	I	Z	E	D					C 2000
4.3	3.9	3.5	3.3	3.8	3.9	3.7	1.6	3.6	3.4	2.8	4.3			33.5
B	U	S	E	S										D 2000
5.2	6.8	6.8	6.8	5.8	5.4	5.2								31.6
O	N	L	Y											D 2000
7.4	7.4	7.4	5.4	6.9	7.4									27.1

FILENAME: I-5700\_SignDesigns NORTH CAROLINA D.O.T. SIGN DETAIL

9/10/2019 10:45:17 AM C:\pwworking\east01\c0696054\15700\_sign\_design\_041.dgn

GROUND MOUNTED SIGN DESIGNS TYPE 'D' & 'E'

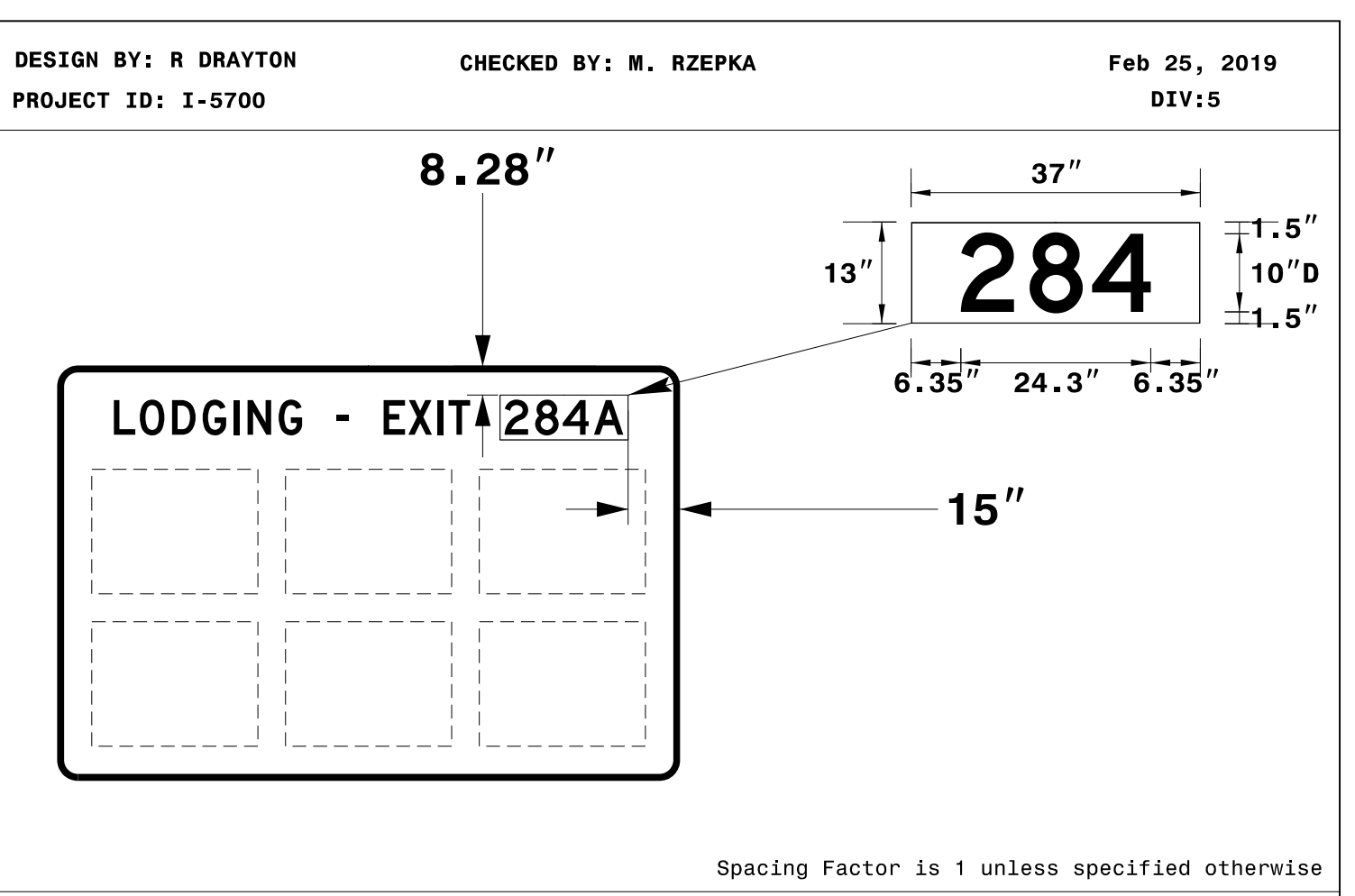


SIGN NUMBER: 601  
TYPE: Overlay  
QUANTITY: 1  
SIGN WIDTH: 3'-1"  
HEIGHT: 1'-1"  
TOTAL AREA: 3.3 Sq.Ft.

BACKG COLOR: Blue  
COPY COLOR: White

SYMBOL	X	Y	WID	HT

MAT'L: 0.063" (1.6 mm) ALUMINUM



USE NOTES: 1 & 2

- Legend shall be direct applied Grade C Sheeting
- Background shall be Grade C reflective sheeting.

LETTER POSITIONS

Letter spacings are to start of next letter

Letter Spacing						Series/Size
2	8	4				Text Length
6.4	8.8	8	7.5	6.4		D 2000
						24.3

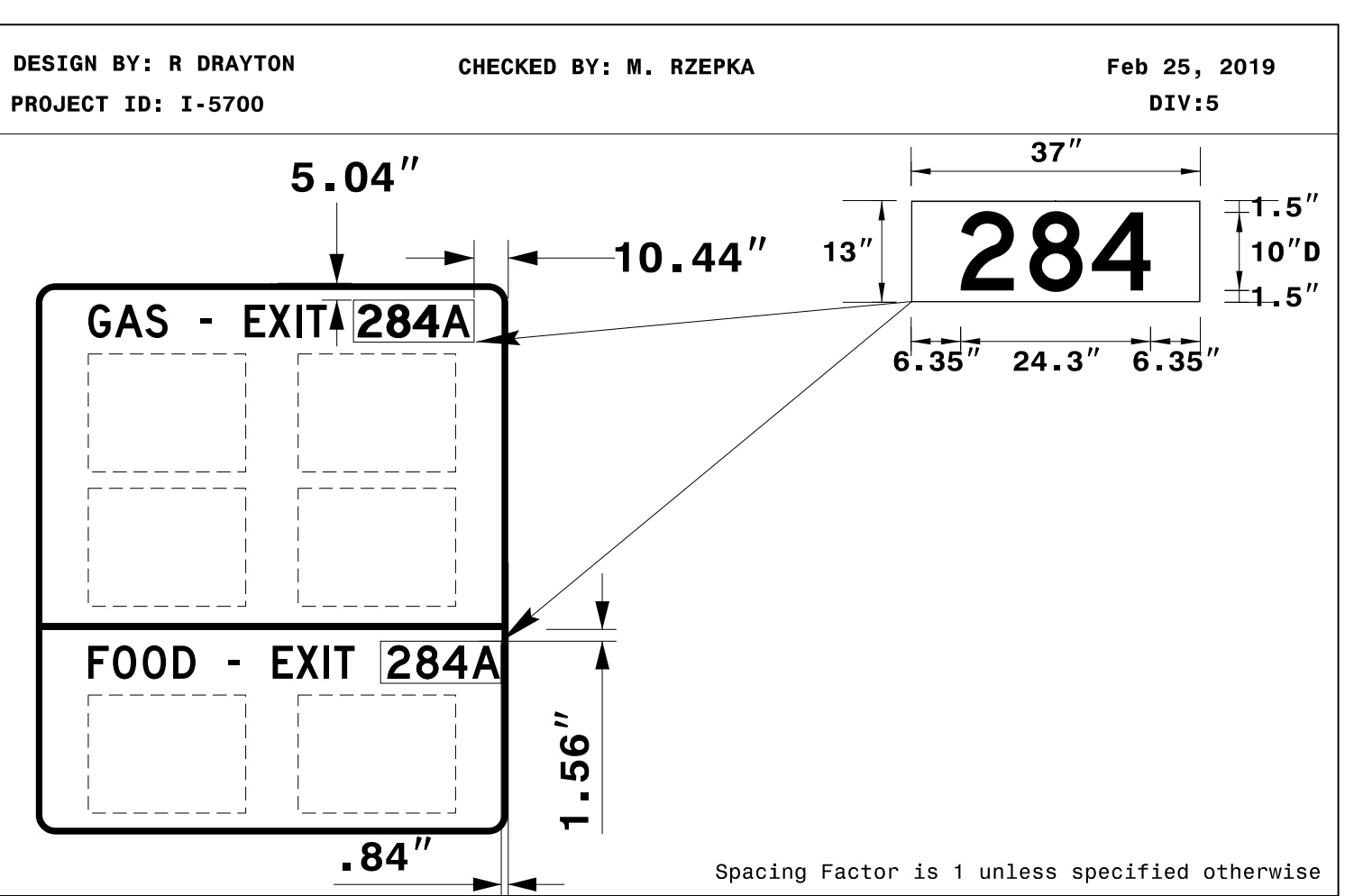
FILENAME: I-5700\_SignDesigns  
NORTH CAROLINA D.O.T. SIGN DETAIL

SIGN NUMBER: 603 & 604  
TYPE: Overlay  
QUANTITY: 2  
SIGN WIDTH: 3'-1"  
HEIGHT: 1'-1"  
TOTAL AREA: 3.3 Sq.Ft.

BACKG COLOR: Blue  
COPY COLOR: White

SYMBOL	X	Y	WID	HT

MAT'L: 0.063" (1.6 mm) ALUMINUM



USE NOTES: 1 & 2

- Legend shall be direct applied Grade C Sheeting
- Background shall be Grade C reflective sheeting.

LETTER POSITIONS

Letter spacings are to start of next letter

Letter Spacing						Series/Size
2	8	4				Text Length
6.4	8.8	8	7.5	6.4		D 2000
						24.3

FILENAME: I-5700\_SignDesigns  
NORTH CAROLINA D.O.T. SIGN DETAIL

APPROVED: *Michael T. Rzepka*  
DATE: 9/10/2019

SEAL

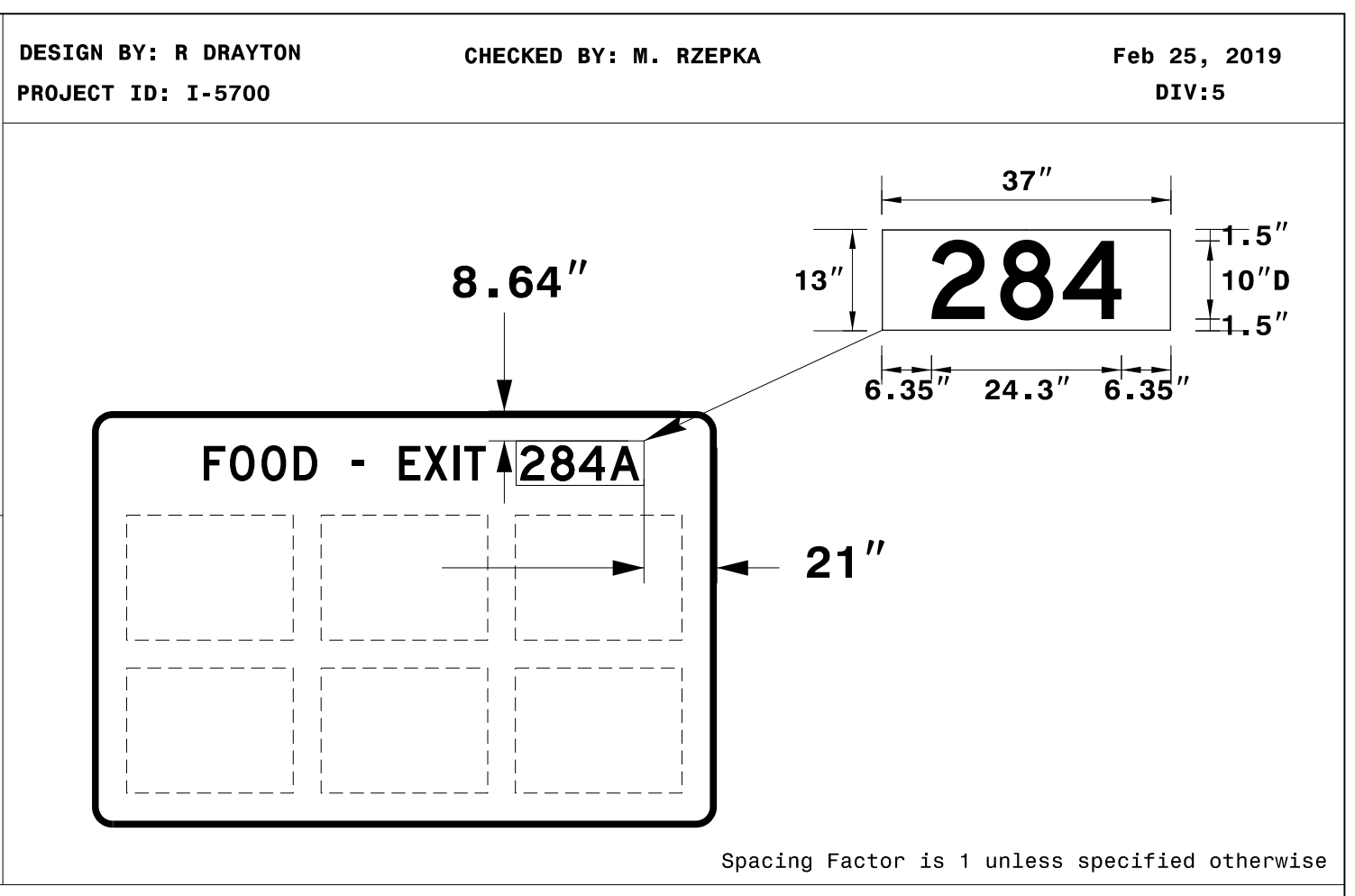
DOCUMENT NOT CONSIDERED FINAL  
UNLESS ALL SIGNATURES COMPLETED

SIGN NUMBER: 602  
TYPE: Overlay  
QUANTITY: 1  
SIGN WIDTH: 3'-1"  
HEIGHT: 1'-1"  
TOTAL AREA: 3.3 Sq.Ft.

BACKG COLOR: Blue  
COPY COLOR: White

SYMBOL	X	Y	WID	HT

MAT'L: 0.063" (1.6 mm) ALUMINUM



USE NOTES: 1 & 2

- Legend shall be direct applied Grade C Sheeting
- Background shall be Grade C reflective sheeting.

LETTER POSITIONS

Letter spacings are to start of next letter

Letter Spacing						Series/Size
2	8	4				Text Length
6.4	8.8	8	7.5	6.3		D 2000
						24.3

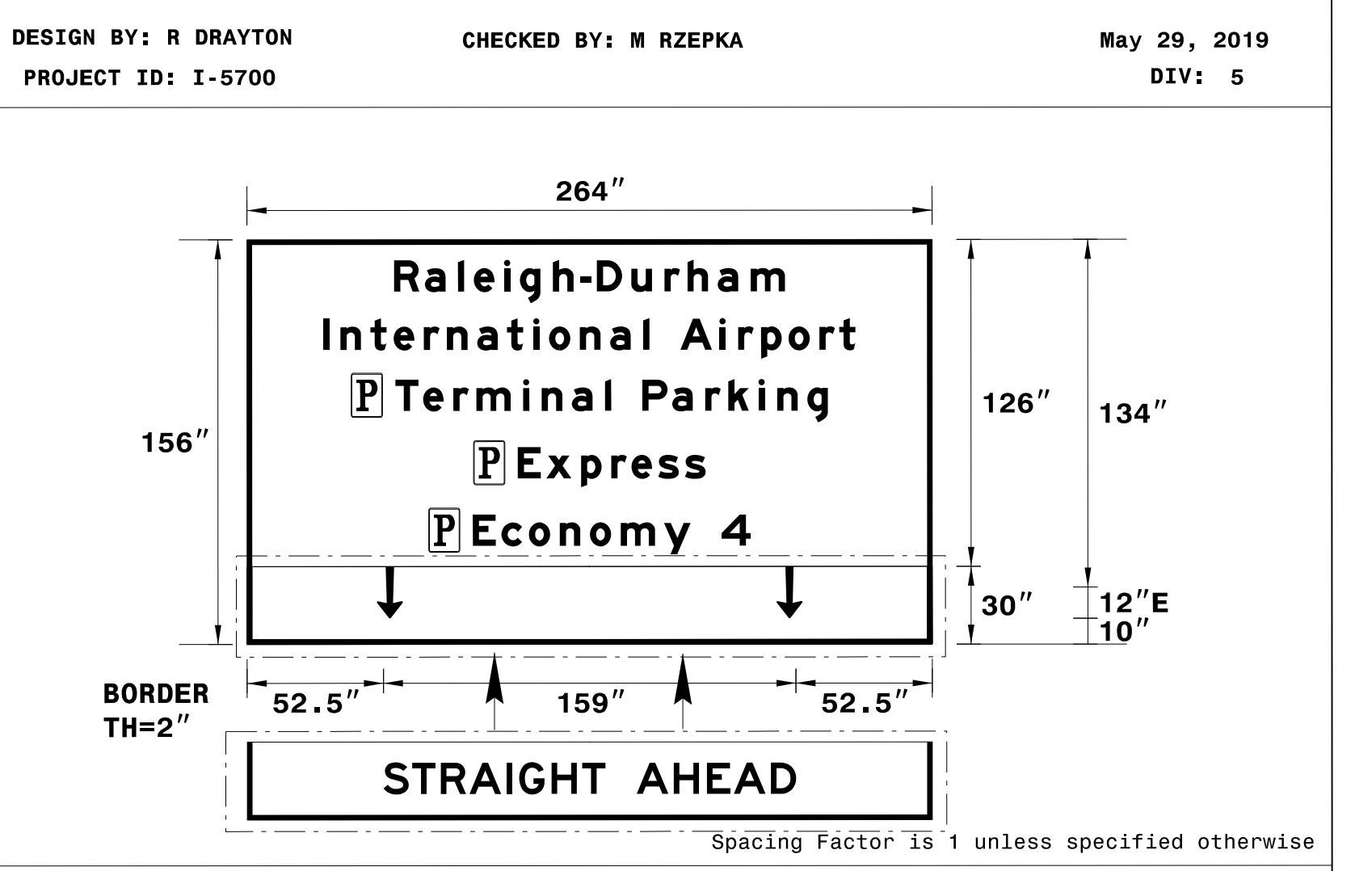
FILENAME: I-5700\_SignDesigns  
NORTH CAROLINA D.O.T. SIGN DETAIL

SIGN NUMBER: 605  
TYPE: Overlay  
QUANTITY: 1  
SIGN WIDTH: 22'-0"  
HEIGHT: 2'-6"  
TOTAL AREA: 55.0 Sq.Ft.

BACKG COLOR: Yellow  
COPY COLOR: Black

SYMBOL	X	Y	WID	HT

MAT'L: 0.063" (1.6 mm) ALUMINUM



USE NOTES: 1 & 2

- Legend shall be direct applied Grade A Sheeting
- Background shall be Grade C reflective sheeting.

LETTER POSITIONS

Letter spacings are to start of next letter

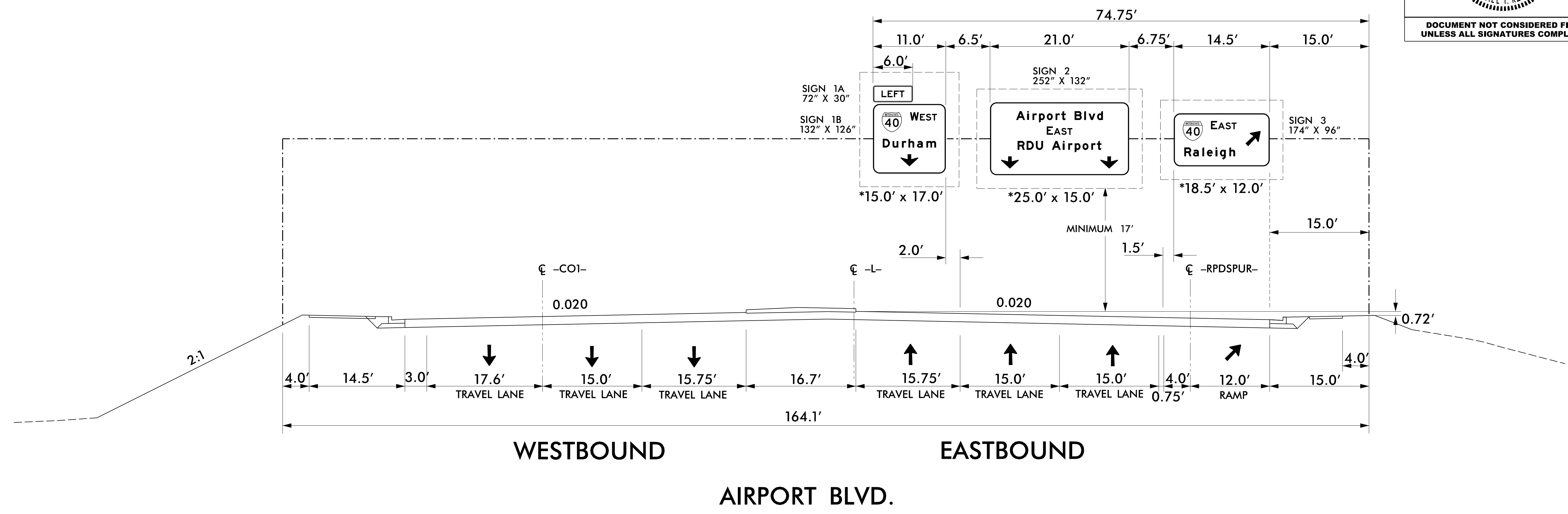
Letter Spacing														Series/Size		
S	T	R	A	I	G	H	T	A	H	E	A	D			Text Length	
52.5	11	11	11	14.3	4.9	12.5	11.8	9	12	14.3	12.8	10.3	14.3	9.7	52.5	E 2000
																159

FILENAME: I-5700\_SignDesigns  
NORTH CAROLINA D.O.T. SIGN DETAIL

9/10/2019 10:08:20 AM C:\pwworking\east01\ad6596054\15700\_sign\_design\_04.mxd

GROUND MOUNTED  
SIGN DESIGNS  
TYPE 'OVERLAY'

TIP NO. I-5700	SHEET NO. SIGN-4N
APPROVED: <i>Michael T. Rzepka</i> 01BC3480C28049D	
DATE: 9/10/2019	
SEAL	
DOCUMENT NOT CONSIDERED FINAL UNLESS ALL SIGNATURES COMPLETED	



NOTES:


- IF THE CONTRACTOR BIDS ALUMINUM SIGN STRUCTURE, EACH SHALL BE PROVIDED WITH AN APPROVED HIGHWAY TRUSS DAMPER DEVICE IN ACCORDANCE WITH AASHTO SPECIFICATIONS.
- MOUNT SIGNS VERTICALLY CENTERED ON HORIZONTAL MEMBER OF STRUCTURE.
- FIELD VERIFICATION SHALL BE REQUIRED FOR ALL FOOTING ELEVATIONS, PER THE LATEST MCDOT STANDARD SPECIFICATIONS FOR ROADS AND STRUCTURES. PROVIDE FIELD VERIFICATION TO THE SIGNING SECTION.
- THE TOP OF THE FOOTING SHALL EXTEND AT LEAST 4 INCHES AND NOT MORE THAN 24 INCHES ABOVE THE HIGHEST POINT OF THE GROUND SURFACE AT THE FOOTING.
- SIGN HANGERS AND ATTACHMENT HARDWARE SHALL BE PROVIDED AND INSTALLED ON THE ASSEMBLY TO ACCOMMODATE ALL SIGNS SHOWN IN THIS PLAN SHEET.
- DESIGN AND CONSTRUCTION REQUIREMENTS FOR SIGN STRUCTURES SHALL ACCOMMODATE WIND VELOCITY OF 100 M.P.H.

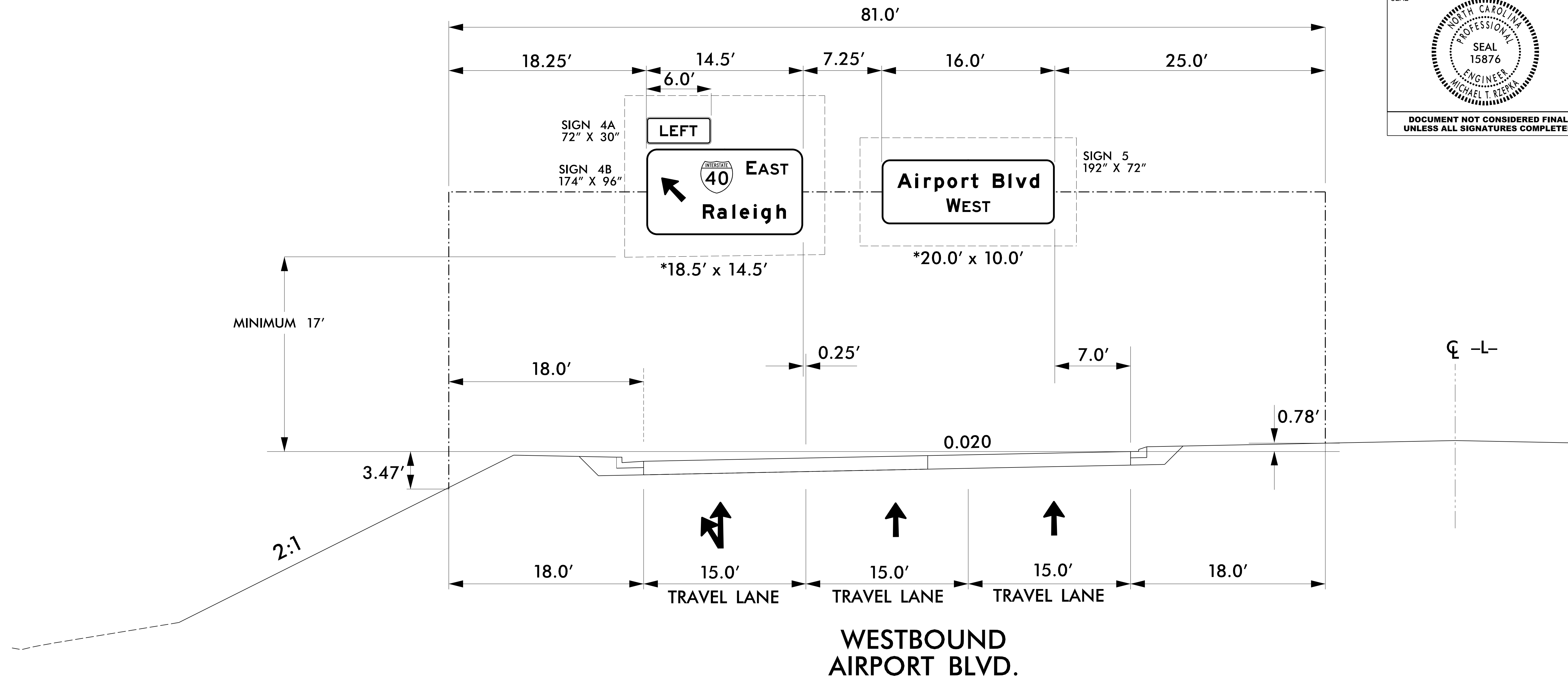
\* THESE DIMENSIONS SHALL BE USED FOR WIND LOAD AND DEAD LOAD COMPUTATIONS IN DESIGN OF STRUCTURE AND FOOTINGS.

OVERHEAD SIGN ASSEMBLY "A"  
STA 37+72 -L-

9/10/2019 10:05:05 AM C:\pwworking\east01\ad0696054\15700\_sign\_ovh\_04n.dgn



TIP NO. I-5700	SHEET NO. SIGN-40
APPROVED: <i>Michael T. Rzepka</i> <small>018C3480C28048D...</small>	
DATE: 9/10/2019	
SEAL 	
DOCUMENT NOT CONSIDERED FINAL UNLESS ALL SIGNATURES COMPLETED	




NOTES:

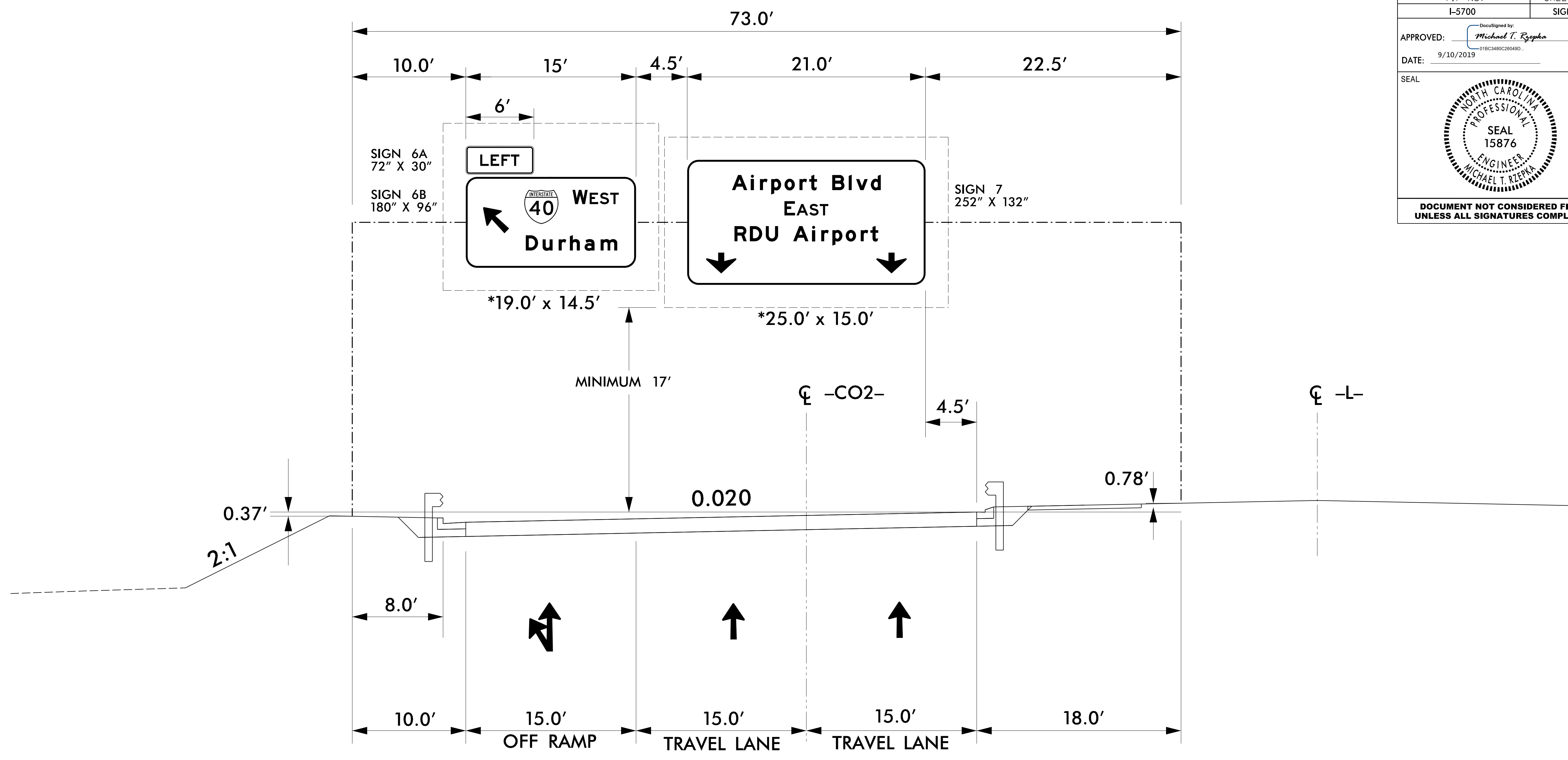
- IF THE CONTRACTOR BIDS ALUMINUM SIGN STRUCTURE, EACH SHALL BE PROVIDED WITH AN APPROVED HIGHWAY TRUSS DAMPER DEVICE IN ACCORDANCE WITH AASHTO SPECIFICATIONS.
- MOUNT SIGNS VERTICALLY CENTERED ON HORIZONTAL MEMBER OF STRUCTURE.
- FIELD VERIFICATION SHALL BE REQUIRED FOR ALL FOOTING ELEVATIONS, PER THE LATEST NCDOT STANDARD SPECIFICATIONS FOR ROADS AND STRUCTURES. PROVIDE FIELD VERIFICATION TO THE SIGNING SECTION.
- THE TOP OF THE FOOTING SHALL EXTEND AT LEAST 4 INCHES AND NOT MORE THAN 24 INCHES ABOVE THE HIGHEST POINT OF THE GROUND SURFACE AT THE FOOTING.
- SIGN HANGERS AND ATTACHMENT HARDWARE SHALL BE PROVIDED AND INSTALLED ON THE ASSEMBLY TO ACCOMMODATE ALL SIGNS SHOWN IN THIS PLAN SHEET.
- DESIGN AND CONSTRUCTION REQUIREMENTS FOR SIGN STRUCTURES SHALL ACCOMMODATE WIND VELOCITY OF 100 M.P.H.

\* THESE DIMENSIONS SHALL BE USED FOR WIND LOAD AND DEAD LOAD COMPUTATIONS IN DESIGN OF STRUCTURE AND FOOTINGS.

**OVERHEAD SIGN ASSEMBLY "B"**  
STA 42 + 36 -L-

9/10/2019  
 C:\pwworking\east01\ad0696054\15700\_sign\_ovh\_04o.dgn  
 10:08:10 PM

TIP NO. I-5700	SHEET NO. SIGN-4P
APPROVED: <i>Michael T. Rzepka</i> <small>018C3480C26046D</small>	
DATE: 9/10/2019	
SEAL 	
DOCUMENT NOT CONSIDERED FINAL UNLESS ALL SIGNATURES COMPLETED	



**EASTBOUND  
AIRPORT BLVD.**

**NOTES:**


1. IF THE CONTRACTOR BIDS ALUMINUM SIGN STRUCTURE, EACH SHALL BE PROVIDED WITH AN APPROVED HIGHWAY TRUSS DAMPER DEVICE IN ACCORDANCE WITH AASHTO SPECIFICATIONS.
2. MOUNT SIGNS VERTICALLY CENTERED ON HORIZONTAL MEMBER OF STRUCTURE.
3. FIELD VERIFICATION SHALL BE REQUIRED FOR ALL FOOTING ELEVATIONS, PER THE LATEST NCDOT STANDARD SPECIFICATIONS FOR ROADS AND STRUCTURES. PROVIDE FIELD VERIFICATION TO THE SIGNING SECTION.
4. THE TOP OF THE FOOTING SHALL EXTEND AT LEAST 4 INCHES AND NOT MORE THAN 24 INCHES ABOVE THE HIGHEST POINT OF THE GROUND SURFACE AT THE FOOTING.
5. SIGN HANGERS AND ATTACHMENT HARDWARE SHALL BE PROVIDED AND INSTALLED ON THE ASSEMBLY TO ACCOMMODATE ALL SIGNS SHOWN IN THIS PLAN SHEET.
6. DESIGN AND CONSTRUCTION REQUIREMENTS FOR SIGN STRUCTURES SHALL ACCOMMODATE WIND VELOCITY OF 100 M.P.H.

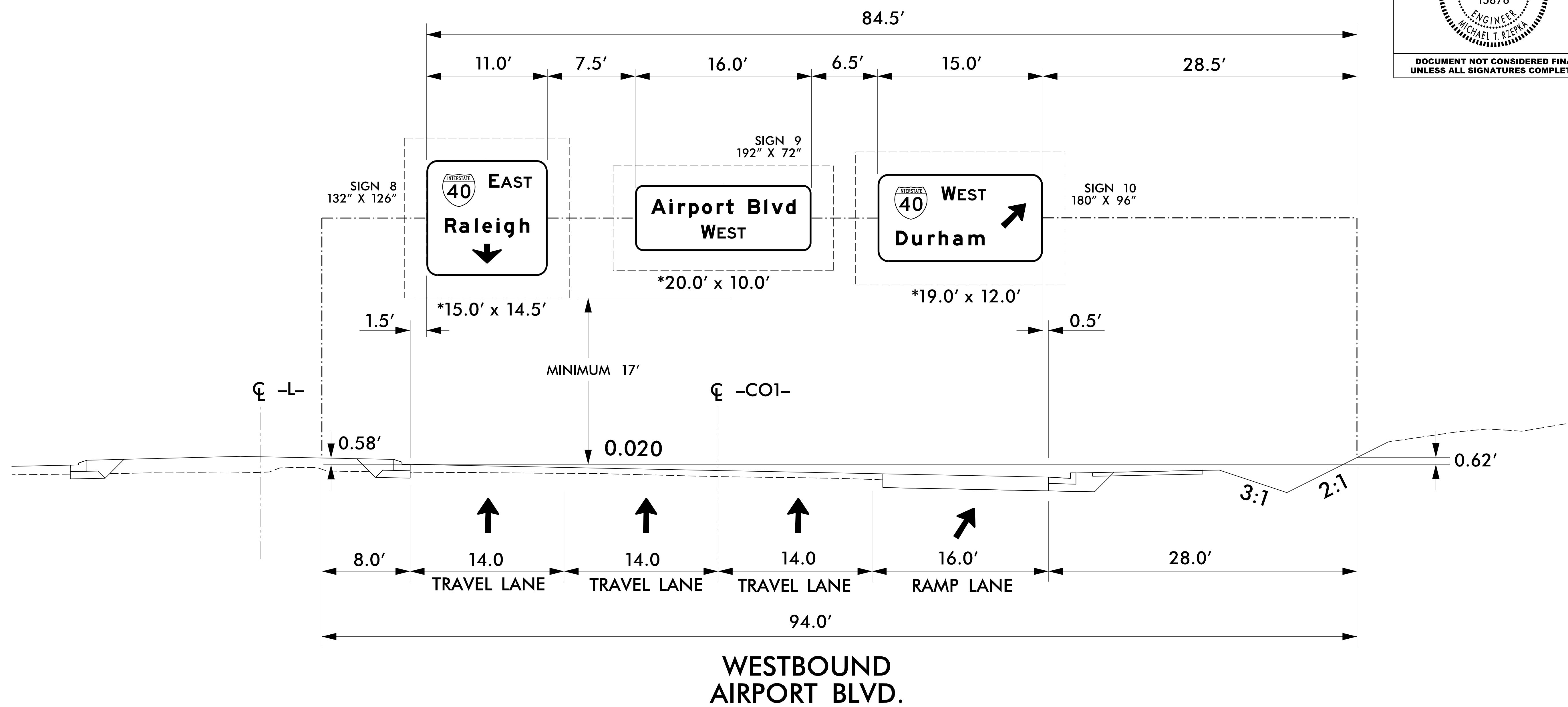
**\* THESE DIMENSIONS SHALL BE USED FOR WIND LOAD AND DEAD LOAD COMPUTATIONS IN DESIGN OF STRUCTURE AND FOOTINGS.**

**OVERHEAD SIGN ASSEMBLY "C"  
STA 46+13 -L-**

9/10/2019 10:08:14 PM C:\pwworking\east01\cad0696054\15700\_sign\_ovh\_04p.dgn



TIP NO. I-5700	SHEET NO. SIGN-4Q
APPROVED: <i>Michael T. Rzepka</i> <small>018C348C28048D</small>	
DATE: 9/10/2019	
	
<b>DOCUMENT NOT CONSIDERED FINAL UNLESS ALL SIGNATURES COMPLETED</b>	



**WESTBOUND  
AIRPORT BLVD.**


**NOTES:**

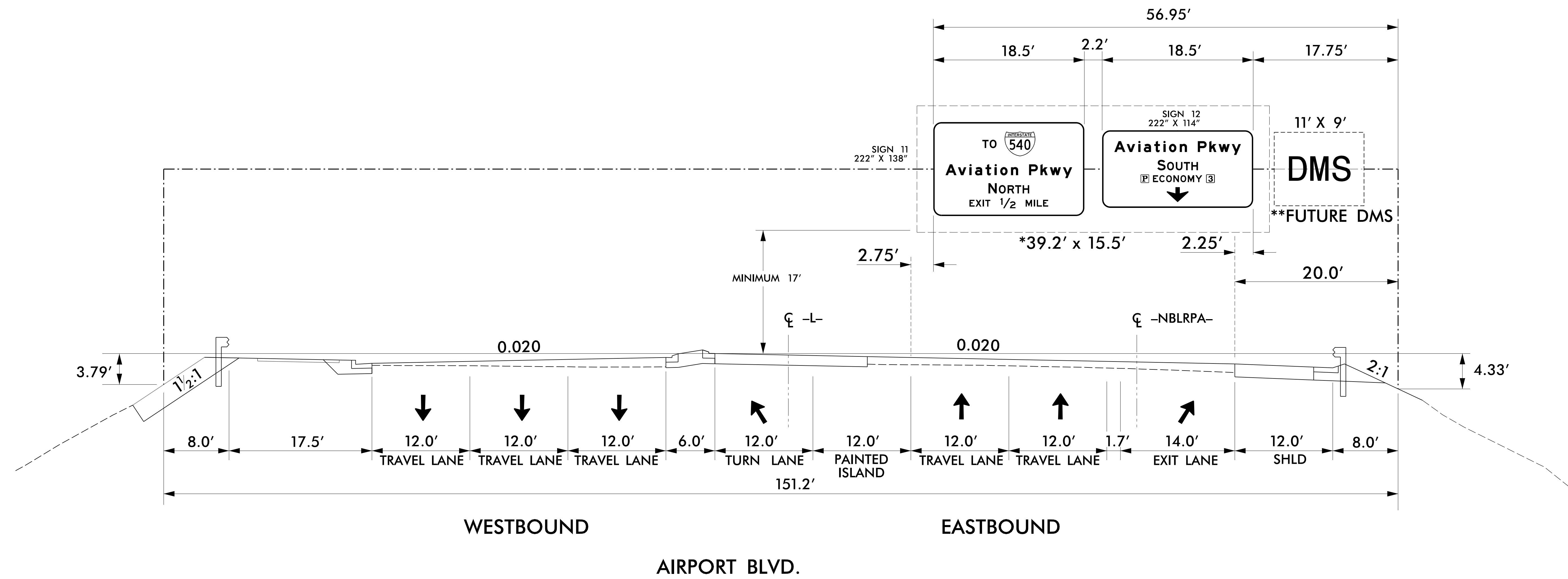
1. IF THE CONTRACTOR BIDS ALUMINUM SIGN STRUCTURE, EACH SHALL BE PROVIDED WITH AN APPROVED HIGHWAY TRUSS DAMPER DEVICE IN ACCORDANCE WITH AASHTO SPECIFICATIONS.
2. MOUNT SIGNS VERTICALLY CENTERED ON HORIZONTAL MEMBER OF STRUCTURE.
3. FIELD VERIFICATION SHALL BE REQUIRED FOR ALL FOOTING ELEVATIONS, PER THE LATEST NCDOT STANDARD SPECIFICATIONS FOR ROADS AND STRUCTURES. PROVIDE FIELD VERIFICATION TO THE SIGNING SECTION.
4. THE TOP OF THE FOOTING SHALL EXTEND AT LEAST 4 INCHES AND NOT MORE THAN 24 INCHES ABOVE THE HIGHEST POINT OF THE GROUND SURFACE AT THE FOOTING.
5. SIGN HANGERS AND ATTACHMENT HARDWARE SHALL BE PROVIDED AND INSTALLED ON THE ASSEMBLY TO ACCOMMODATE ALL SIGNS SHOWN IN THIS PLAN SHEET.
6. DESIGN AND CONSTRUCTION REQUIREMENTS FOR SIGN STRUCTURES SHALL ACCOMMODATE WIND VELOCITY OF 100 M.P.H.

**\* THESE DIMENSIONS SHALL BE USED FOR  
WIND LOAD AND DEAD LOAD COMPUTATIONS  
IN DESIGN OF STRUCTURE AND FOOTINGS.**

**OVERHEAD SIGN ASSEMBLY "D"  
STA 51+48 -L-**

9/10/2019 10:00 AM C:\Users\king\OneDrive\Documents\15700\sign\_ovh\_04q.dgn  
 10:00 AM 15700\sign\_ovh\_04q.dgn  
 10:00 AM 15700\sign\_ovh\_04q.dgn

TIP NO. I-5700	SHEET NO. SIGN-4R
APPROVED: <i>Michael T. Rzepka</i> <small>DocuSigned by: Michael T. Rzepka 918C3480C20649D</small>	
DATE: 9/10/2019	
SEAL 	
DOCUMENT NOT CONSIDERED FINAL UNLESS ALL SIGNATURES COMPLETED	



NOTES:


- IF THE CONTRACTOR BIDS ALUMINUM SIGN STRUCTURE, EACH SHALL BE PROVIDED WITH AN APPROVED HIGHWAY TRUSS DAMPER DEVICE IN ACCORDANCE WITH AASHTO SPECIFICATIONS.
- MOUNT SIGNS VERTICALLY CENTERED ON HORIZONTAL MEMBER OF STRUCTURE.
- FIELD VERIFICATION SHALL BE REQUIRED FOR ALL FOOTING ELEVATIONS, PER THE LATEST NCDOT STANDARD SPECIFICATIONS FOR ROADS AND STRUCTURES. PROVIDE FIELD VERIFICATION TO THE SIGNING SECTION.
- THE TOP OF THE FOOTING SHALL EXTEND AT LEAST 4 INCHES AND NOT MORE THAN 24 INCHES ABOVE THE HIGHEST POINT OF THE GROUND SURFACE AT THE FOOTING.
- SIGN HANGERS AND ATTACHMENT HARDWARE SHALL BE PROVIDED AND INSTALLED ON THE ASSEMBLY TO ACCOMMODATE ALL SIGNS SHOWN IN THIS PLAN SHEET.
- DESIGN AND CONSTRUCTION REQUIREMENTS FOR SIGN STRUCTURES SHALL ACCOMMODATE WIND VELOCITY OF 100 M.P.H.

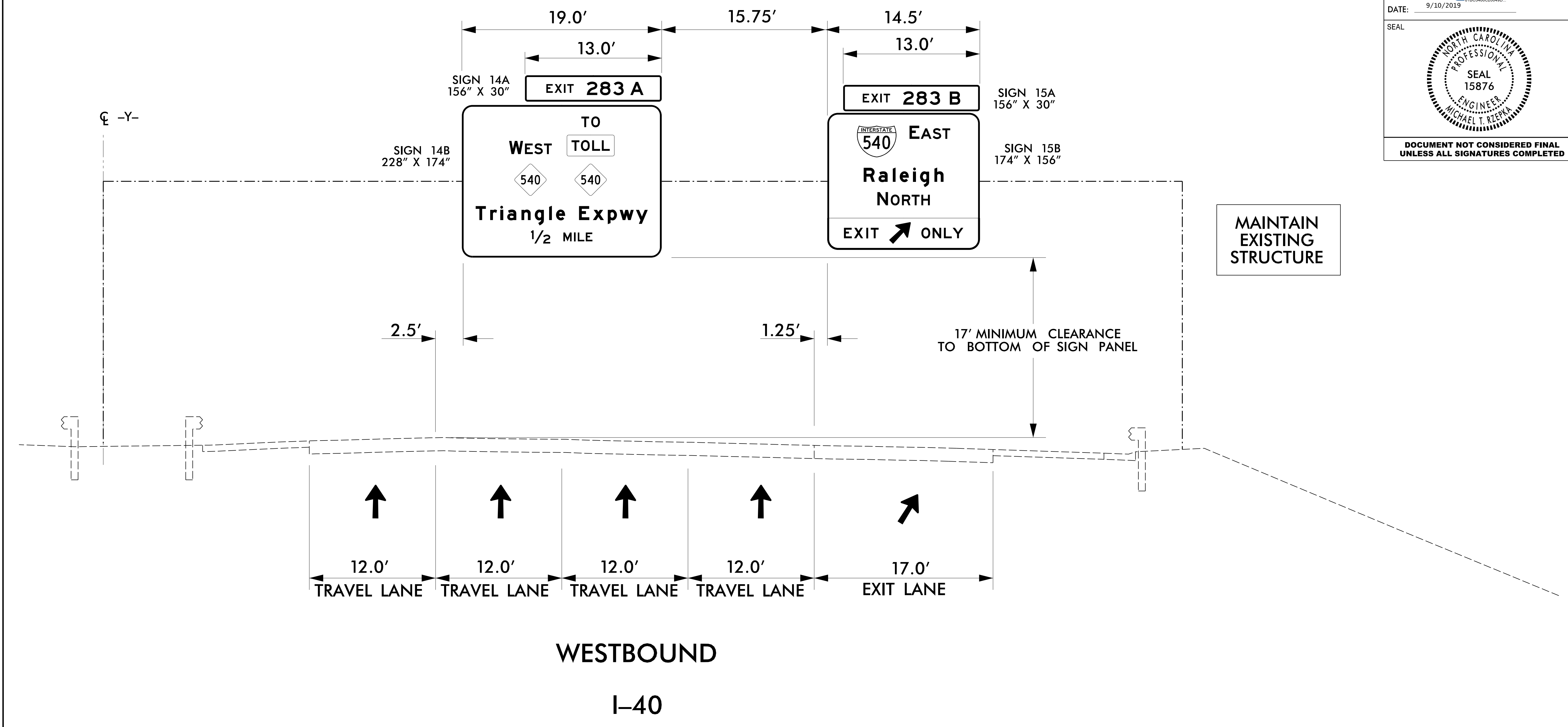
\* THESE DIMENSIONS SHALL BE USED FOR WIND LOAD AND DEAD LOAD COMPUTATIONS IN DESIGN OF STRUCTURE AND FOOTINGS.  
 \*\* FUTURE DMS TO BE INSTALLED BY OTHERS

**OVERHEAD SIGN ASSEMBLY "E"**  
 STA 54 + 41 -L-

9/10/2019  
 C:\pwworking\east01\cad0696054\15700\_sign\_ovh\_04r.dgn  
 10:25 AM



TIP NO. I-5700	SHEET NO. SIGN-4S
APPROVED: <i>Michael T. Rzepka</i> 91BC3489C2604RD	
DATE: 9/10/2019	
SEAL 	
DOCUMENT NOT CONSIDERED FINAL UNLESS ALL SIGNATURES COMPLETED	




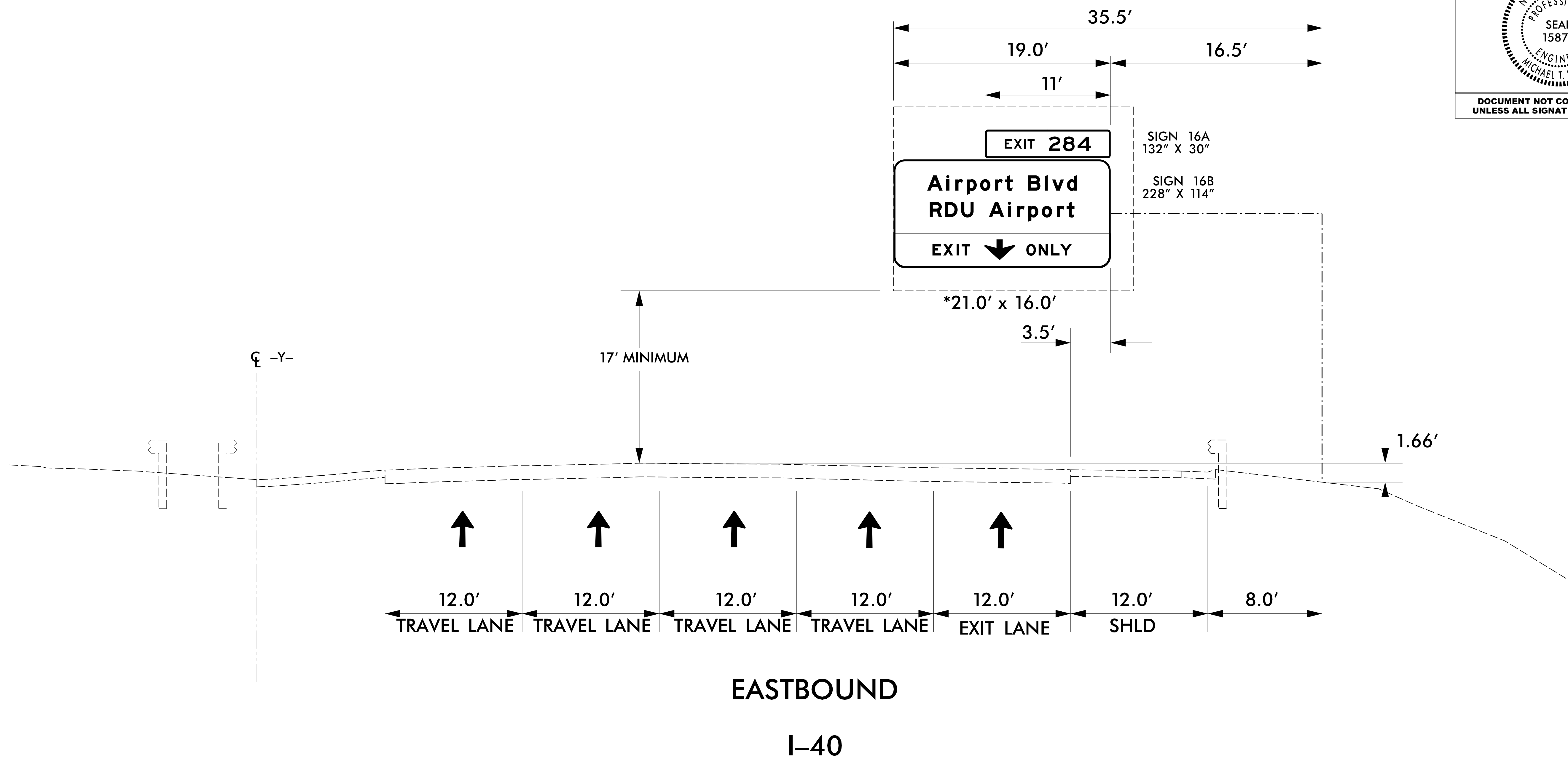
**WESTBOUND  
I-40**

- NOTES:
1. MOUNT SIGNS VERTICALLY CENTERED ON HORIZONTAL MEMBER OF STRUCTURE.
  2. SIGN HANGERS AND ATTACHMENT HARDWARE SHALL BE PROVIDED AND INSTALLED ON THE ASSEMBLY TO ACCOMMODATE ALL SIGNS SHOWN IN THIS PLAN SHEET.
  3. DESIGN AND CONSTRUCTION REQUIREMENTS FOR SIGN STRUCTURES SHALL ACCOMMODATE WIND VELOCITY OF 100 M.P.H.

**EXISTING OVERHEAD SIGN  
ASSEMBLY "F"  
STA 24+00 -Y-**

9/10/2019  
 C:\pwworking\east01\ad0696054\15700\_sign\_ovh\_04s.dgn  
 10:08:26 PM

TIP NO. I-5700	SHEET NO. SIGN-4T
APPROVED: <i>Michael T. Rzepka</i> <small>11BC349C28049D</small>	
DATE: 9/10/2019	
SEAL 	
DOCUMENT NOT CONSIDERED FINAL UNLESS ALL SIGNATURES COMPLETED	



NOTES:


1. IF THE CONTRACTOR BIDS ALUMINUM SIGN STRUCTURE, EACH SHALL BE PROVIDED WITH AN APPROVED HIGHWAY TRUSS DAMPER DEVICE IN ACCORDANCE WITH AASHTO SPECIFICATIONS.
2. MOUNT SIGNS VERTICALLY CENTERED ON HORIZONTAL MEMBER OF STRUCTURE.
3. FIELD VERIFICATION SHALL BE REQUIRED FOR ALL FOOTING ELEVATIONS, PER THE LATEST NCDOT STANDARD SPECIFICATIONS FOR ROADS AND STRUCTURES. PROVIDE FIELD VERIFICATION TO THE SIGNING SECTION.
4. THE TOP OF THE FOOTING SHALL EXTEND AT LEAST 4 INCHES AND NOT MORE THAN 24 INCHES ABOVE THE HIGHEST POINT OF THE GROUND SURFACE AT THE FOOTING.
5. SIGN HANGERS AND ATTACHMENT HARDWARE SHALL BE PROVIDED AND INSTALLED ON THE ASSEMBLY TO ACCOMMODATE ALL SIGNS SHOWN IN THIS PLAN SHEET.
6. DESIGN AND CONSTRUCTION REQUIREMENTS FOR SIGN STRUCTURES SHALL ACCOMMODATE WIND VELOCITY OF 100 M.P.H.

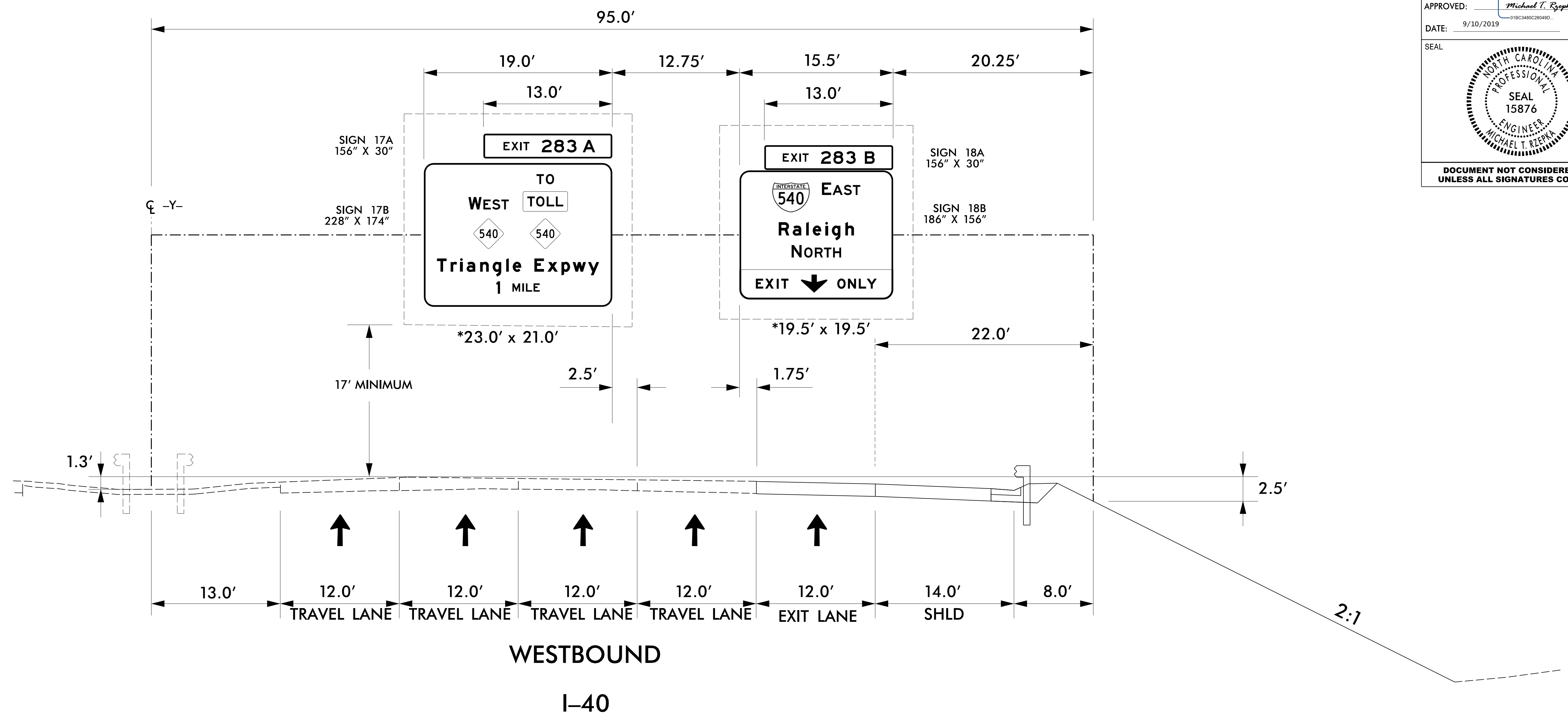
**\* THESE DIMENSIONS SHALL BE USED FOR WIND LOAD AND DEAD LOAD COMPUTATIONS IN DESIGN OF STRUCTURE AND FOOTINGS.**

**OVERHEAD SIGN ASSEMBLY "G"  
STA 32 + 50 -Y-**

9/10/2019  
 C:\pwworking\east01\cd0696054\i5700\_sign\_ovh\_04.t.dgn  
 10:08:33 AM



TIP NO. I-5700	SHEET NO. SIGN-4U
APPROVED: <i>Michael T. Rzepka</i> <small>DocuSigned by: Michael T. Rzepka 918C3480C26046D...</small>	
DATE: 9/10/2019	
SEAL 	
DOCUMENT NOT CONSIDERED FINAL UNLESS ALL SIGNATURES COMPLETED	



**WESTBOUND  
I-40**

**NOTES:**

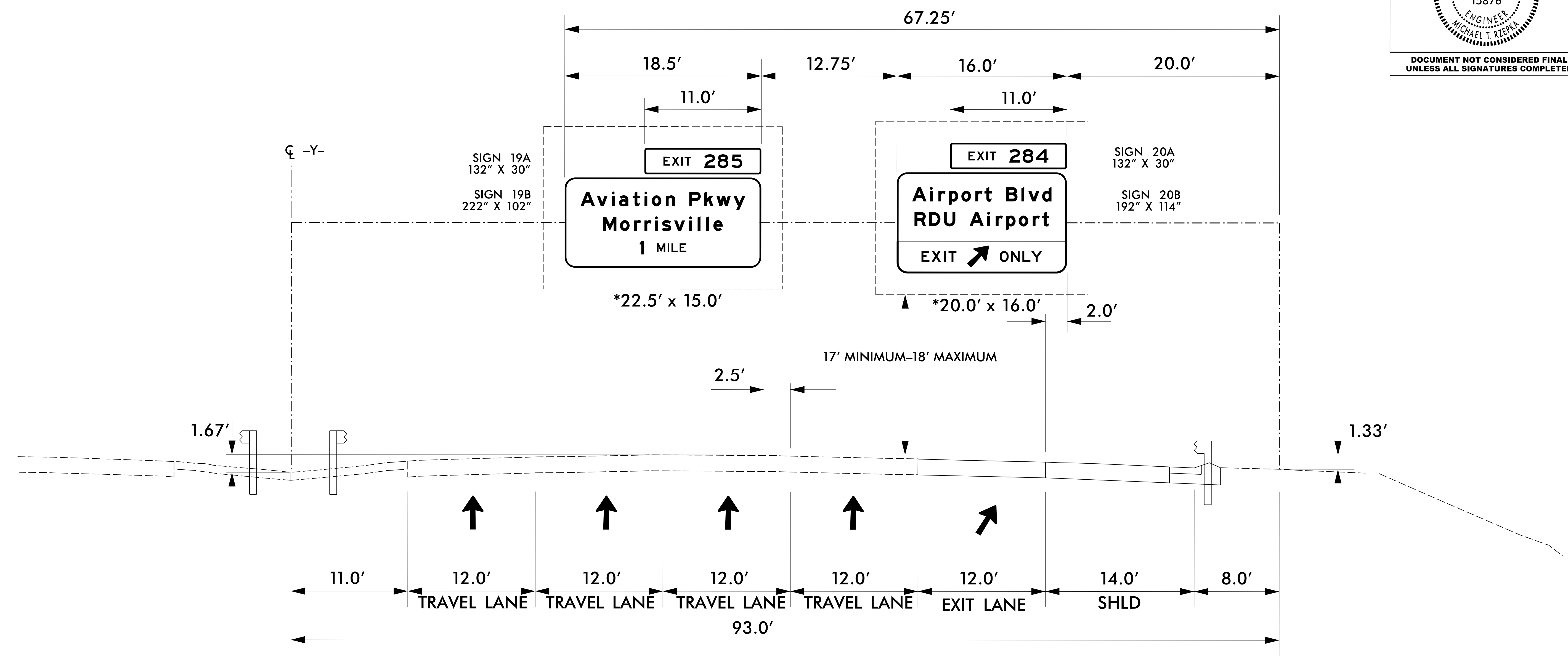
- IF THE CONTRACTOR BIDS ALUMINUM SIGN STRUCTURE, EACH SHALL BE PROVIDED WITH AN APPROVED HIGHWAY TRUSS DAMPER DEVICE IN ACCORDANCE WITH AASHTO SPECIFICATIONS.
- MOUNT SIGNS VERTICALLY CENTERED ON HORIZONTAL MEMBER OF STRUCTURE.
- FIELD VERIFICATION SHALL BE REQUIRED FOR ALL FOOTING ELEVATIONS, PER THE LATEST NCDOT STANDARD SPECIFICATIONS FOR ROADS AND STRUCTURES. PROVIDE FIELD VERIFICATION TO THE SIGNING SECTION.
- THE TOP OF THE FOOTING SHALL EXTEND AT LEAST 4 INCHES AND NOT MORE THAN 24 INCHES ABOVE THE HIGHEST POINT OF THE GROUND SURFACE AT THE FOOTING.
- SIGN HANGERS AND ATTACHMENT HARDWARE SHALL BE PROVIDED AND INSTALLED ON THE ASSEMBLY TO ACCOMMODATE ALL SIGNS SHOWN IN THIS PLAN SHEET.
- DESIGN AND CONSTRUCTION REQUIREMENTS FOR SIGN STRUCTURES SHALL ACCOMMODATE WIND VELOCITY OF 100 M.P.H.

**\* THESE DIMENSIONS SHALL BE USED FOR WIND LOAD AND DEAD LOAD COMPUTATIONS IN DESIGN OF STRUCTURE AND FOOTINGS.**

**OVERHEAD SIGN ASSEMBLY "H"  
STA 43+00 -Y-**

9/10/2019 10:00:00 AM C:\Users\mtrzepka\Documents\Projects\I-5700\sign\_ovh\_04u.dgn

TIP NO. I-5700	SHEET NO. SIGN-4V
APPROVED: <i>Michael T. Rzepka</i> 01BC3480C26048D	
DATE: 9/10/2019	
SEAL	
DOCUMENT NOT CONSIDERED FINAL UNLESS ALL SIGNATURES COMPLETED	



**NOTES:**


- IF THE CONTRACTOR BIDS ALUMINUM SIGN STRUCTURE, EACH SHALL BE PROVIDED WITH AN APPROVED HIGHWAY TRUSS DAMPER DEVICE IN ACCORDANCE WITH AASHTO SPECIFICATIONS.
- MOUNT SIGNS VERTICALLY CENTERED ON HORIZONTAL MEMBER OF STRUCTURE.
- FIELD VERIFICATION SHALL BE REQUIRED FOR ALL FOOTING ELEVATIONS, PER THE LATEST NCDOT STANDARD SPECIFICATIONS FOR ROADS AND STRUCTURES. PROVIDE FIELD VERIFICATION TO THE SIGNING SECTION.
- THE TOP OF THE FOOTING SHALL EXTEND AT LEAST 4 INCHES AND NOT MORE THAN 24 INCHES ABOVE THE HIGHEST POINT OF THE GROUND SURFACE AT THE FOOTING.
- SIGN HANGERS AND ATTACHMENT HARDWARE SHALL BE PROVIDED AND INSTALLED ON THE ASSEMBLY TO ACCOMMODATE ALL SIGNS SHOWN IN THIS PLAN SHEET.
- DESIGN AND CONSTRUCTION REQUIREMENTS FOR SIGN STRUCTURES SHALL ACCOMMODATE WIND VELOCITY OF 100 M.P.H.

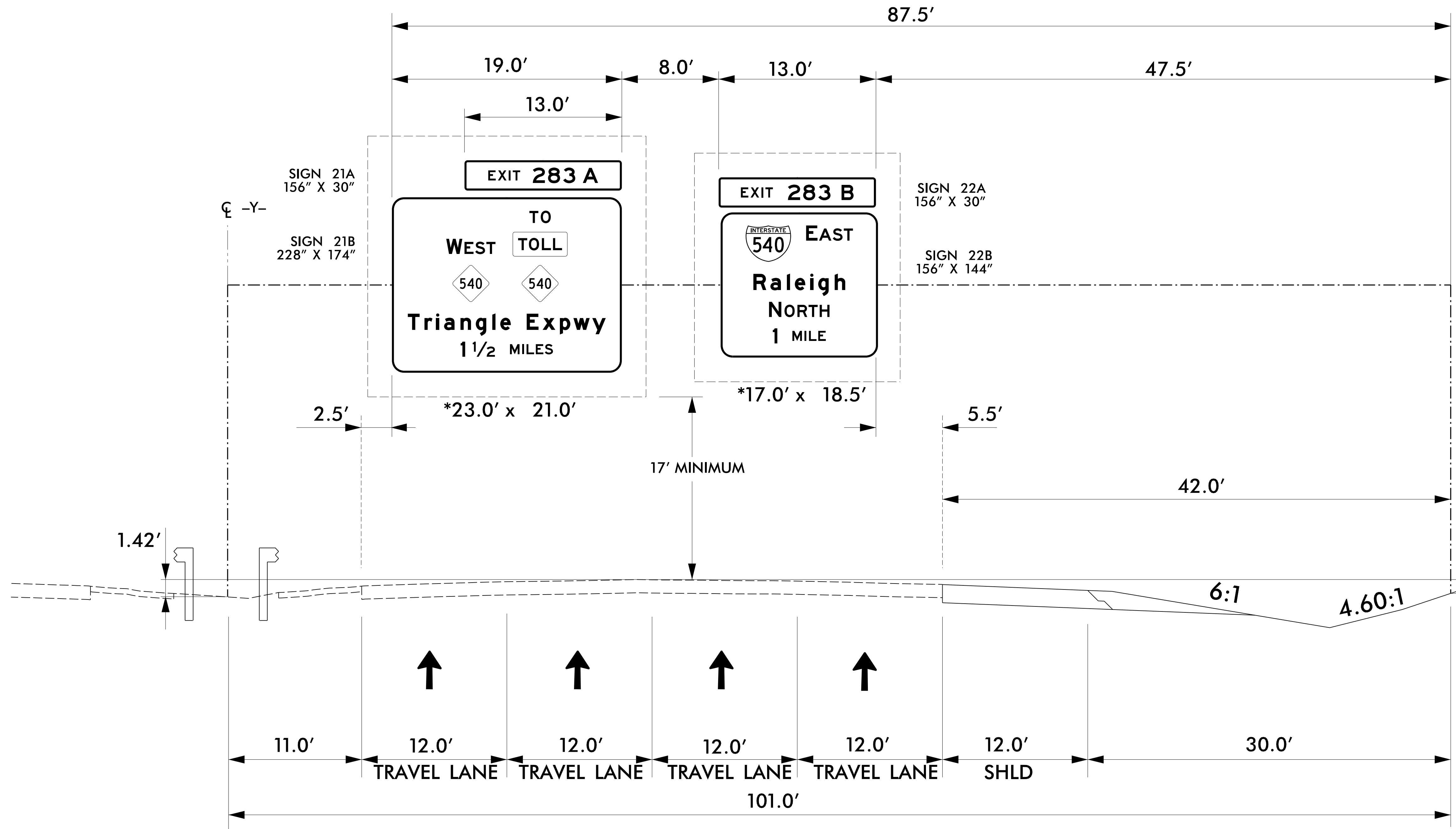
**\* THESE DIMENSIONS SHALL BE USED FOR WIND LOAD AND DEAD LOAD COMPUTATIONS IN DESIGN OF STRUCTURE AND FOOTINGS.**

**OVERHEAD SIGN ASSEMBLY "I"  
STA 51+80 -Y-**

9/10/2019 6:30:42 PM C:\pwworkspace\ees01\ad656054\15700\sign\_ovh\_04v.dgn



TIP NO. I-5700	SHEET NO. SIGN-4W
APPROVED: <i>Michael T. Rzepka</i> 018C3480C28048D...	
DATE: 9/10/2019	
SEAL 	
DOCUMENT NOT CONSIDERED FINAL UNLESS ALL SIGNATURES COMPLETED	



**WESTBOUND**  
**I-40**

**NOTES:**

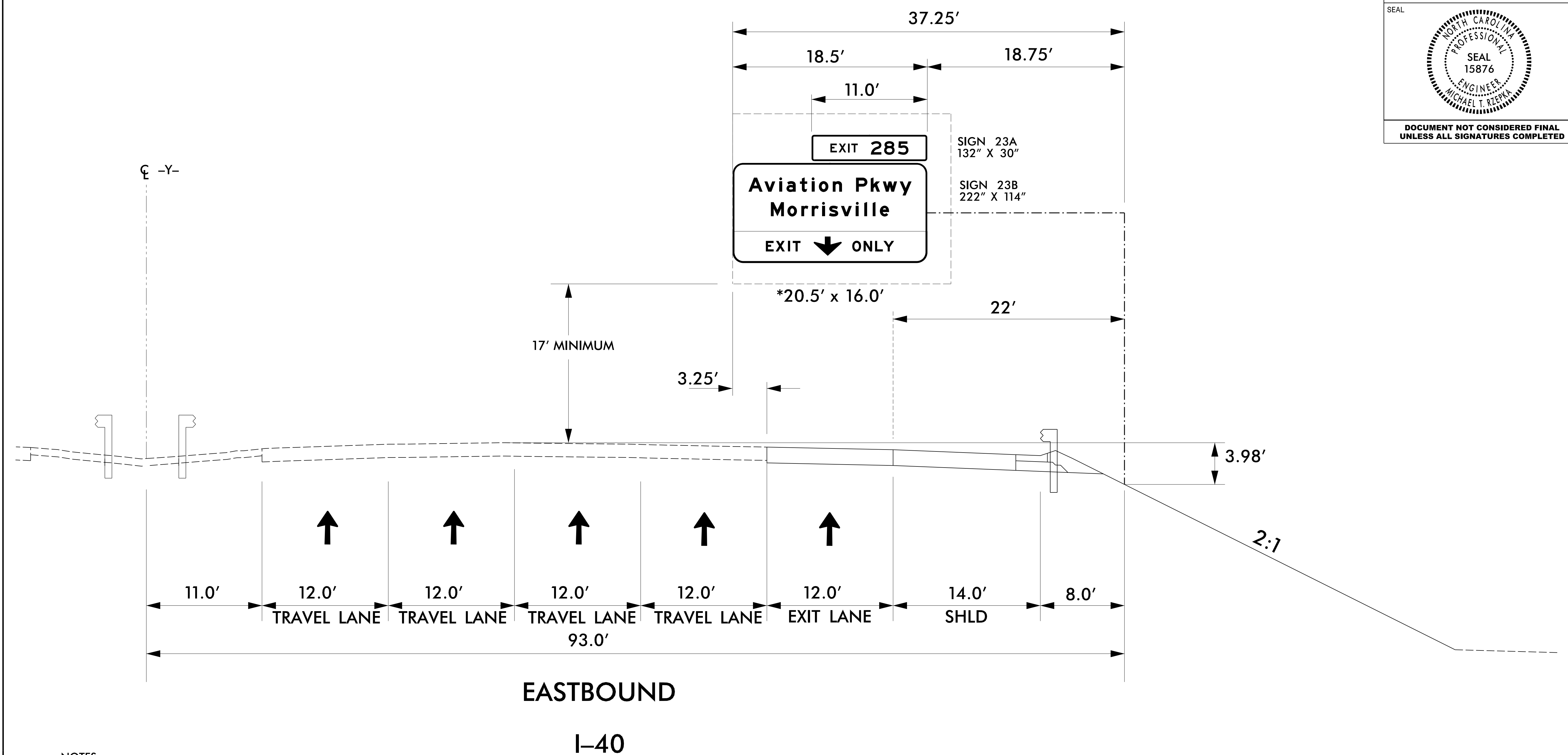
1. IF THE CONTRACTOR BIDS ALUMINUM SIGN STRUCTURE, EACH SHALL BE PROVIDED WITH AN APPROVED HIGHWAY TRUSS DAMPER DEVICE IN ACCORDANCE WITH AASHTO SPECIFICATIONS.
2. MOUNT SIGNS VERTICALLY CENTERED ON HORIZONTAL MEMBER OF STRUCTURE.
3. FIELD VERIFICATION SHALL BE REQUIRED FOR ALL FOOTING ELEVATIONS, PER THE LATEST NCDOT STANDARD SPECIFICATIONS FOR ROADS AND STRUCTURES. PROVIDE FIELD VERIFICATION TO THE SIGNING SECTION.
4. THE TOP OF THE FOOTING SHALL EXTEND AT LEAST 4 INCHES AND NOT MORE THAN 24 INCHES ABOVE THE HIGHEST POINT OF THE GROUND SURFACE AT THE FOOTING.
5. SIGN HANGERS AND ATTACHMENT HARDWARE SHALL BE PROVIDED AND INSTALLED ON THE ASSEMBLY TO ACCOMMODATE ALL SIGNS SHOWN IN THIS PLAN SHEET.
6. DESIGN AND CONSTRUCTION REQUIREMENTS FOR SIGN STRUCTURES SHALL ACCOMMODATE WIND VELOCITY OF 100 M.P.H.

**\* THESE DIMENSIONS SHALL BE USED FOR WIND LOAD AND DEAD LOAD COMPUTATIONS IN DESIGN OF STRUCTURE AND FOOTINGS.**

**OVERHEAD SIGN ASSEMBLY "J"**  
**STA 70+00 -Y-**

9/10/2019 10:08:46 AM C:\pwworking\east01\cad0696054\15700\_sign\_ovh\_04w.dgn

TIP NO. I-5700	SHEET NO. SIGN-4X
APPROVED: <i>Michael T. Rzepka</i> 01BC3480C26048D...	
DATE: 9/10/2019	
SEAL	
DOCUMENT NOT CONSIDERED FINAL UNLESS ALL SIGNATURES COMPLETED	



NOTES:


- IF THE CONTRACTOR BIDS ALUMINUM SIGN STRUCTURE, EACH SHALL BE PROVIDED WITH AN APPROVED HIGHWAY TRUSS DAMPER DEVICE IN ACCORDANCE WITH AASHTO SPECIFICATIONS.
- MOUNT SIGNS VERTICALLY CENTERED ON HORIZONTAL MEMBER OF STRUCTURE.
- FIELD VERIFICATION SHALL BE REQUIRED FOR ALL FOOTING ELEVATIONS, PER THE LATEST NCDOT STANDARD SPECIFICATIONS FOR ROADS AND STRUCTURES. PROVIDE FIELD VERIFICATION TO THE SIGNING SECTION.
- THE TOP OF THE FOOTING SHALL EXTEND AT LEAST 4 INCHES AND NOT MORE THAN 24 INCHES ABOVE THE HIGHEST POINT OF THE GROUND SURFACE AT THE FOOTING.
- SIGN HANGERS AND ATTACHMENT HARDWARE SHALL BE PROVIDED AND INSTALLED ON THE ASSEMBLY TO ACCOMMODATE ALL SIGNS SHOWN IN THIS PLAN SHEET.
- DESIGN AND CONSTRUCTION REQUIREMENTS FOR SIGN STRUCTURES SHALL ACCOMMODATE WIND VELOCITY OF 100 M.P.H.

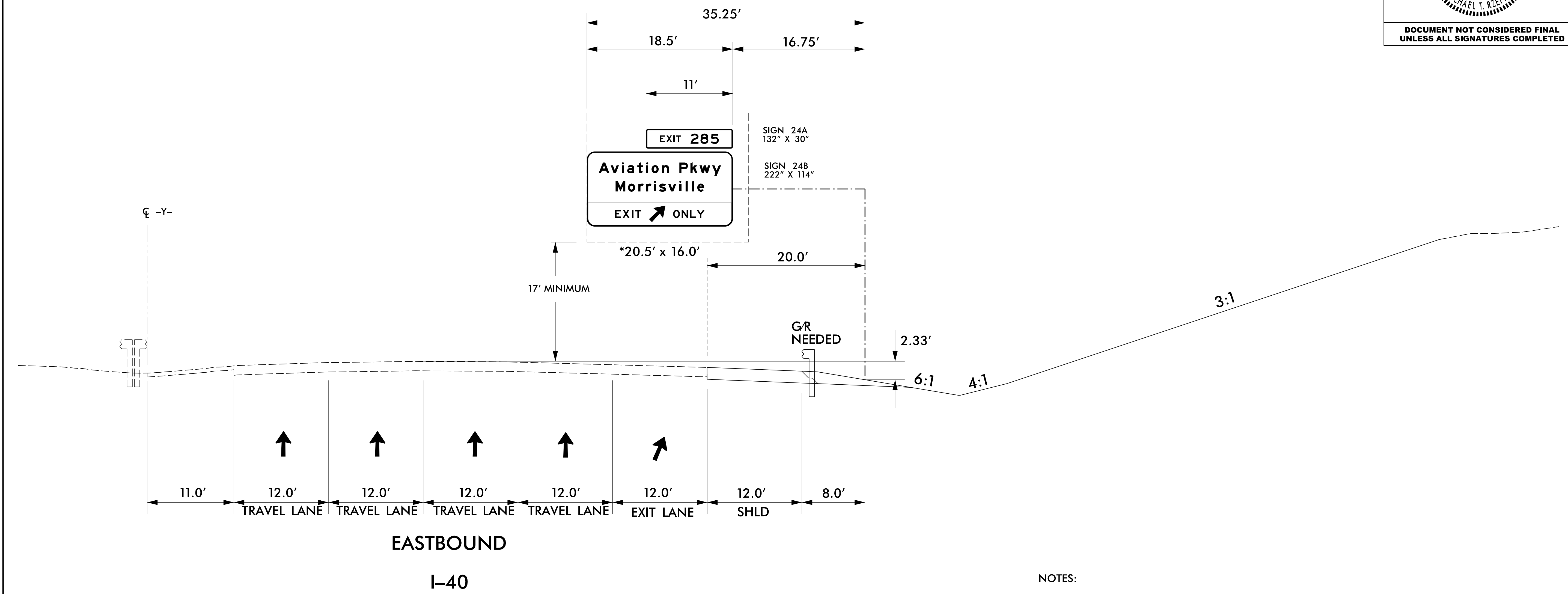
**\* THESE DIMENSIONS SHALL BE USED FOR WIND LOAD AND DEAD LOAD COMPUTATIONS IN DESIGN OF STRUCTURE AND FOOTINGS.**

**OVERHEAD SIGN ASSEMBLY "K"**  
**STA 86 + 00 -Y-**

9/10/2019 10:08:50 AM C:\pwworking\east01\ad0696054\15700\_sign\_ovh\_04x.dgn



TIP NO. I-5700	SHEET NO. SIGN-4Y
APPROVED: <i>Michael T. Rzepka</i> <small>DocuSigned by: Michael T. Rzepka 018C3480C28046D</small>	
DATE: 9/10/2019	
SEAL 	
DOCUMENT NOT CONSIDERED FINAL UNLESS ALL SIGNATURES COMPLETED	




\* THESE DIMENSIONS SHALL BE USED FOR WIND LOAD AND DEAD LOAD COMPUTATIONS IN DESIGN OF STRUCTURE AND FOOTINGS.

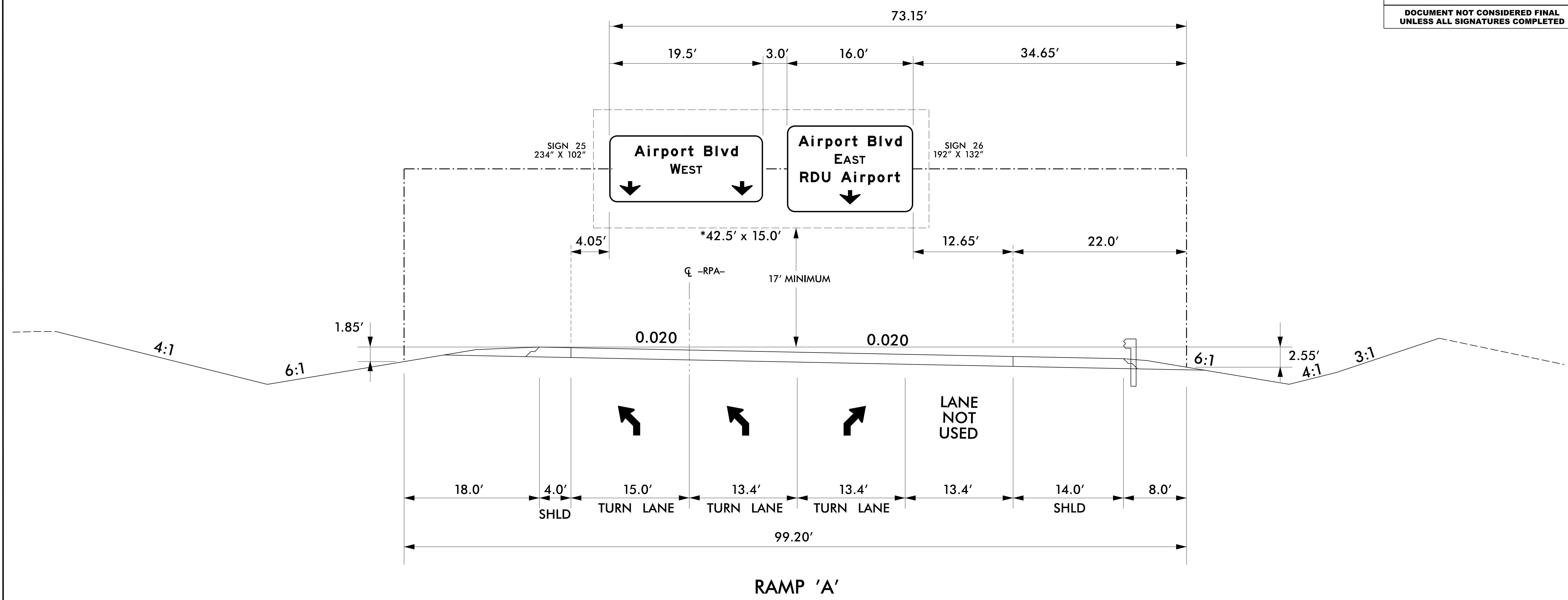
NOTES:

1. IF THE CONTRACTOR BIDS ALUMINUM SIGN STRUCTURE, EACH SHALL BE PROVIDED WITH AN APPROVED HIGHWAY TRUSS DAMPER DEVICE IN ACCORDANCE WITH AASHTO SPECIFICATIONS.
2. MOUNT SIGNS VERTICALLY CENTERED ON HORIZONTAL MEMBER OF STRUCTURE.
3. FIELD VERIFICATION SHALL BE REQUIRED FOR ALL FOOTING ELEVATIONS, PER THE LATEST NCDOT STANDARD SPECIFICATIONS FOR ROADS AND STRUCTURES. PROVIDE FIELD VERIFICATION TO THE SIGNING SECTION.
4. THE TOP OF THE FOOTING SHALL EXTEND AT LEAST 4 INCHES AND NOT MORE THAN 24 INCHES ABOVE THE HIGHEST POINT OF THE GROUND SURFACE AT THE FOOTING.
5. SIGN HANGERS AND ATTACHMENT HARDWARE SHALL BE PROVIDED AND INSTALLED ON THE ASSEMBLY TO ACCOMMODATE ALL SIGNS SHOWN IN THIS PLAN SHEET.
6. DESIGN AND CONSTRUCTION REQUIREMENTS FOR SIGN STRUCTURES SHALL ACCOMMODATE WIND VELOCITY OF 100 M.P.H.

**OVERHEAD SIGN ASSEMBLY "L"**  
STA 112 + 38 -Y-

9/10/2019 10:06:54 AM C:\pwworking\east01\cad0696054\15700\_sign\_ovh\_04.dgn

TIP NO. I-5700	SHEET NO. SIGN-4Z
APPROVED: <i>Michael T. Rzepka</i> <small>018C3480C26046D...</small>	
DATE: 9/10/2019	
SEAL 	
DOCUMENT NOT CONSIDERED FINAL UNLESS ALL SIGNATURES COMPLETED	




NOTES:

- IF THE CONTRACTOR BIDS ALUMINUM SIGN STRUCTURE, EACH SHALL BE PROVIDED WITH AN APPROVED HIGHWAY TRUSS DAMPER DEVICE IN ACCORDANCE WITH AASHTO SPECIFICATIONS.
- MOUNT SIGNS VERTICALLY CENTERED ON HORIZONTAL MEMBER OF STRUCTURE.
- FIELD VERIFICATION SHALL BE REQUIRED FOR ALL FOOTING ELEVATIONS, PER THE LATEST NCDOT STANDARD SPECIFICATIONS FOR ROADS AND STRUCTURES. PROVIDE FIELD VERIFICATION TO THE SIGNING SECTION.
- THE TOP OF THE FOOTING SHALL EXTEND AT LEAST 4 INCHES AND NOT MORE THAN 24 INCHES ABOVE THE HIGHEST POINT OF THE GROUND SURFACE AT THE FOOTING.
- SIGN HANGERS AND ATTACHMENT HARDWARE SHALL BE PROVIDED AND INSTALLED ON THE ASSEMBLY TO ACCOMMODATE ALL SIGNS SHOWN IN THIS PLAN SHEET.
- DESIGN AND CONSTRUCTION REQUIREMENTS FOR SIGN STRUCTURES SHALL ACCOMMODATE WIND VELOCITY OF 100 M.P.H.

\* THESE DIMENSIONS SHALL BE USED FOR WIND LOAD AND DEAD LOAD COMPUTATIONS IN DESIGN OF STRUCTURE AND FOOTINGS.

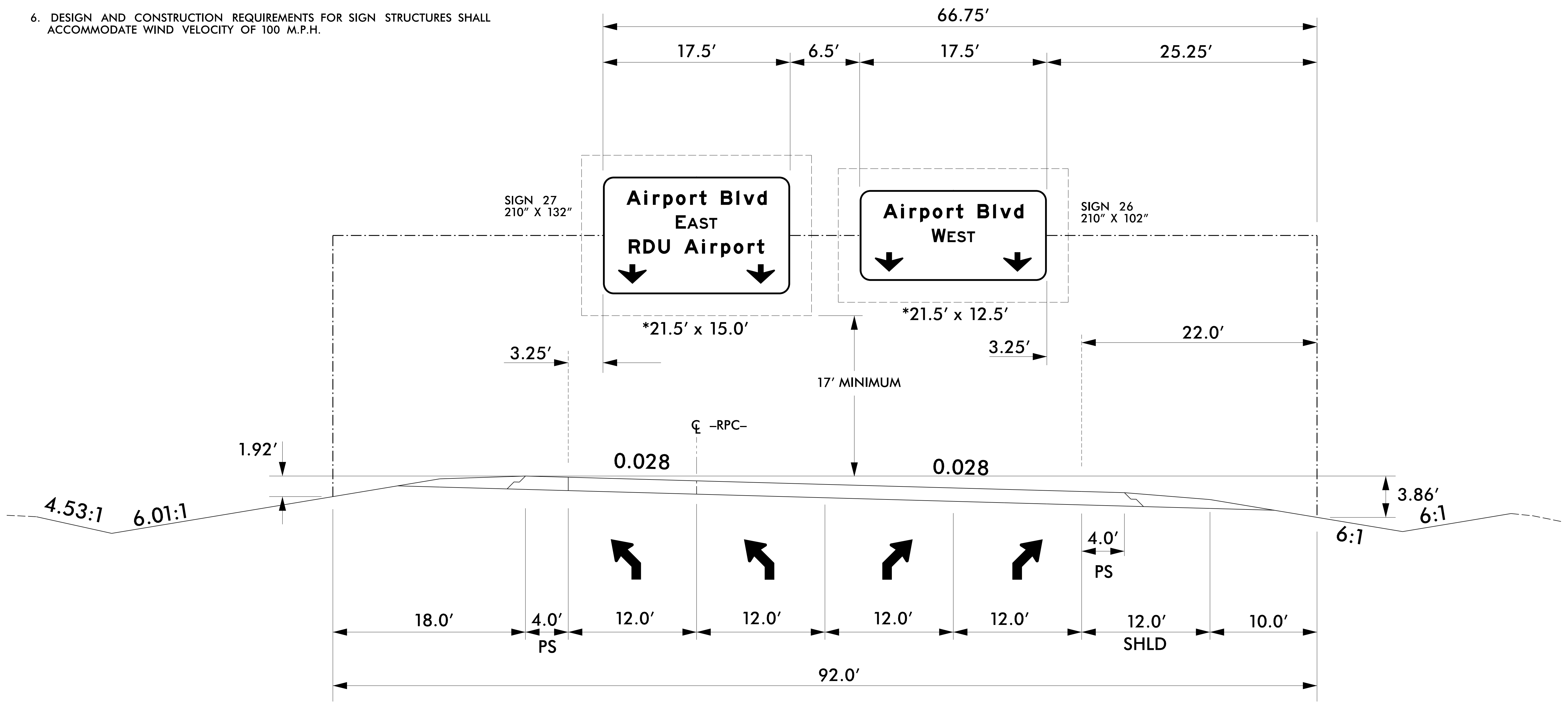
**OVERHEAD SIGN ASSEMBLY "M"**  
STA 19 + 30 -RPA-

9/10/2019 10:06:59 AM C:\pwworking\east01\ad0696054\15700\_sign\_ovh\_04z.dgn

TIP NO. I-5700	SHEET NO. SIGN-4AA
APPROVED: <i>Michael T. Rzepka</i> 118C3480C28049D	
DATE: 9/10/2019	
SEAL 	
DOCUMENT NOT CONSIDERED FINAL UNLESS ALL SIGNATURES COMPLETED	

**NOTES:**

- IF THE CONTRACTOR BIDS ALUMINUM SIGN STRUCTURE, EACH SHALL BE PROVIDED WITH AN APPROVED HIGHWAY TRUSS DAMPER DEVICE IN ACCORDANCE WITH AASHTO SPECIFICATIONS.
- MOUNT SIGNS VERTICALLY CENTERED ON HORIZONTAL MEMBER OF STRUCTURE.
- FIELD VERIFICATION SHALL BE REQUIRED FOR ALL FOOTING ELEVATIONS, PER THE LATEST NCDOT STANDARD SPECIFICATIONS FOR ROADS AND STRUCTURES. PROVIDE FIELD VERIFICATION TO THE SIGNING SECTION.
- THE TOP OF THE FOOTING SHALL EXTEND AT LEAST 4 INCHES AND NOT MORE THAN 24 INCHES ABOVE THE HIGHEST POINT OF THE GROUND SURFACE AT THE FOOTING.
- SIGN HANGERS AND ATTACHMENT HARDWARE SHALL BE PROVIDED AND INSTALLED ON THE ASSEMBLY TO ACCOMMODATE ALL SIGNS SHOWN IN THIS PLAN SHEET.
- DESIGN AND CONSTRUCTION REQUIREMENTS FOR SIGN STRUCTURES SHALL ACCOMMODATE WIND VELOCITY OF 100 M.P.H.




**RAMP 'C'**

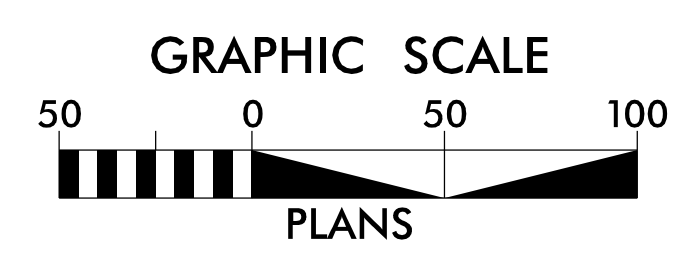

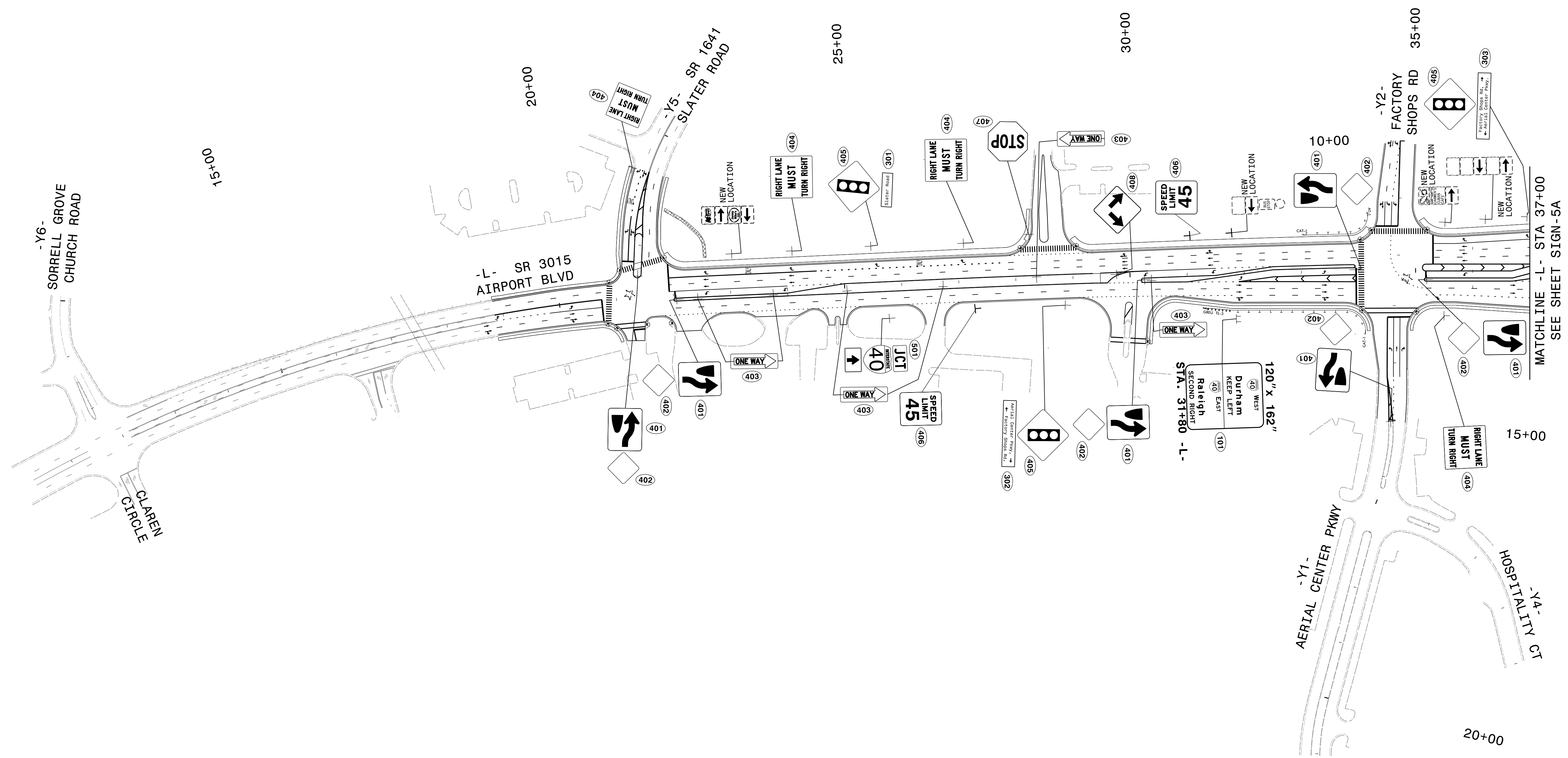
\* THESE DIMENSIONS SHALL BE USED FOR WIND LOAD AND DEAD LOAD COMPUTATIONS IN DESIGN OF STRUCTURE AND FOOTINGS.

**OVERHEAD SIGN ASSEMBLY "N"**  
STA 16+90 -RPC-

9/10/2019 10:00:00 AM C:\pwworking\east01\cad6596054\15700\_sign\_ovh\_04.dgn




TIP NO. I-5700	SHEET NO. SIGN-5
APPROVED: <i>Michael T. Rzepka</i> 01B03480C28048D...	
DATE: 9/10/2019	
SEAL 	
DOCUMENT NOT CONSIDERED FINAL UNLESS ALL SIGNATURES COMPLETED	

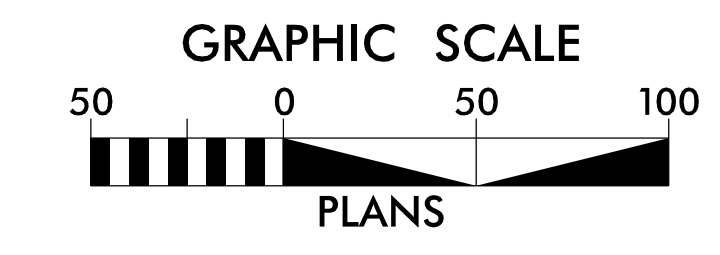
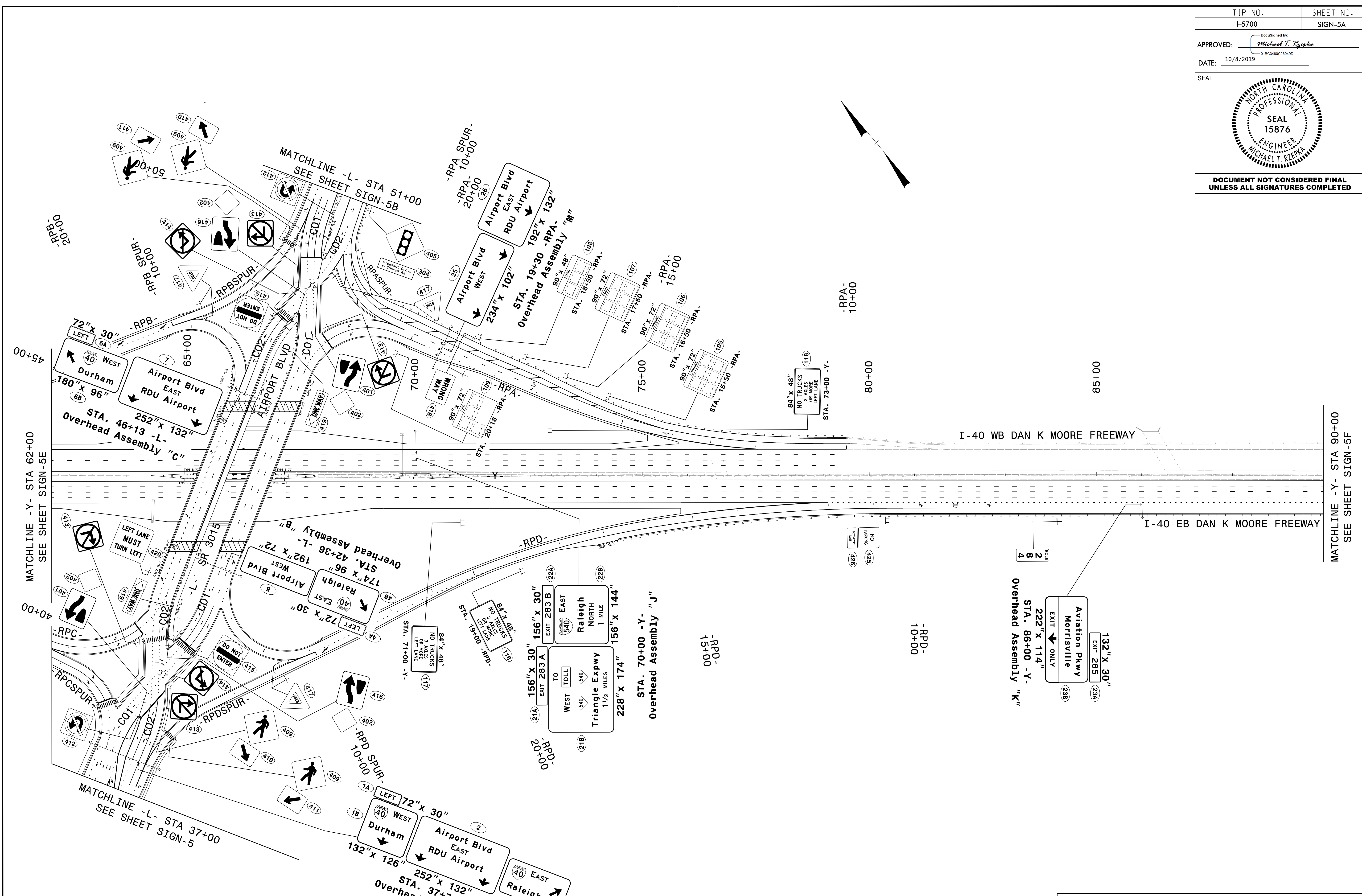


**PROPOSED SIGNS**

9/10/2019  
 C:\pwworking\east01\ad6596054\15700\_sign\_prop.dtl\_05.dgn  
 10:30:17 PM




TIP NO. I-5700	SHEET NO. SIGN-5A
APPROVED: <i>Michael T. Rzepka</i> <small>018C3489C28046D</small>	
DATE: 10/8/2019	
SEAL 	
DOCUMENT NOT CONSIDERED FINAL UNLESS ALL SIGNATURES COMPLETED	

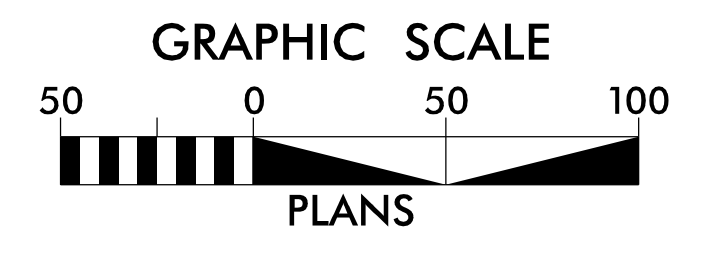
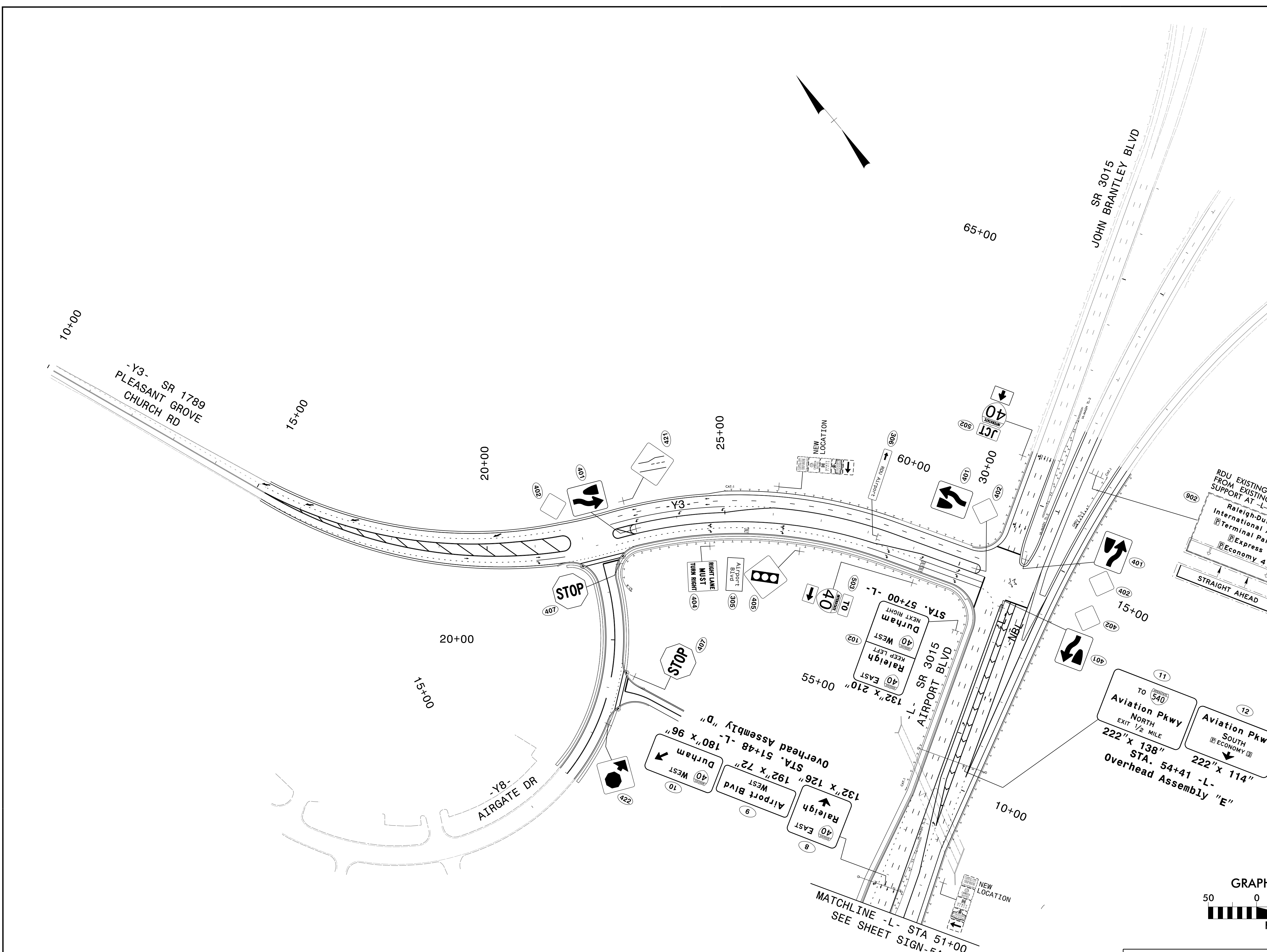


**PROPOSED SIGNS**

10/8/2019  
C:\pwworking\king\east01\ad6596054\15700\_sign\_prop.dtl.05A.dgn  
11:45:00 AM




TIP NO. I-5700	SHEET NO. SIGN-5B
APPROVED: <i>Michael T. Rzepka</i> <small>018C3480C26049D</small>	
DATE: 9/10/2019	
SEAL 	
DOCUMENT NOT CONSIDERED FINAL UNLESS ALL SIGNATURES COMPLETED	

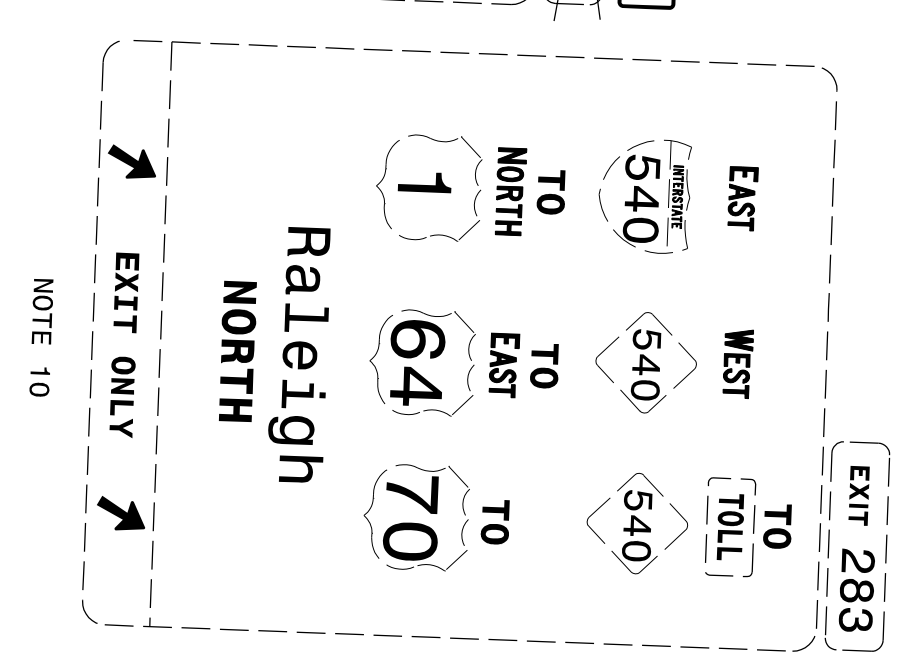
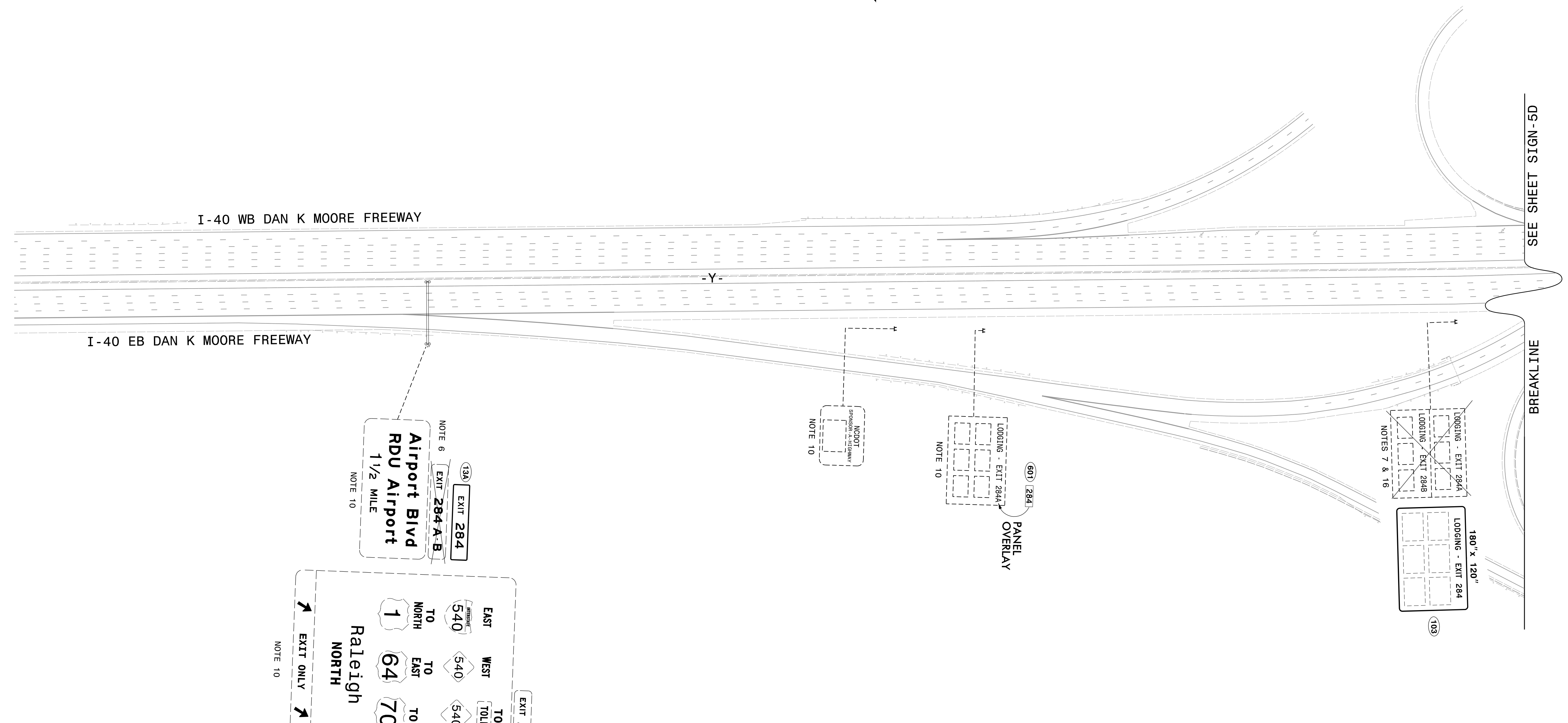


**PROPOSED SIGNS**

9/10/2019 2:06:00 PM  
 C:\Users\king\OneDrive\Documents\15700\_sign\_prop.dtl\_05B.dgn  
 10/14 PM

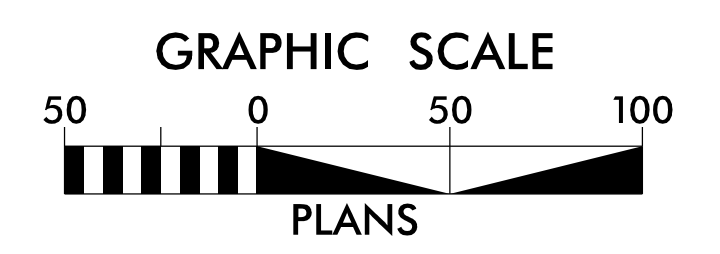


TIP NO. I-5700	SHEET NO. SIGN-5C
APPROVED: <i>Michael T. Rzepka</i> <small>DocuSigned by: Michael T. Rzepka 018C3480C28046D</small>	
DATE: 10/8/2019	
SEAL 	
<b>DOCUMENT NOT CONSIDERED FINAL UNLESS ALL SIGNATURES COMPLETED</b>	




**PROJECT NOTES**

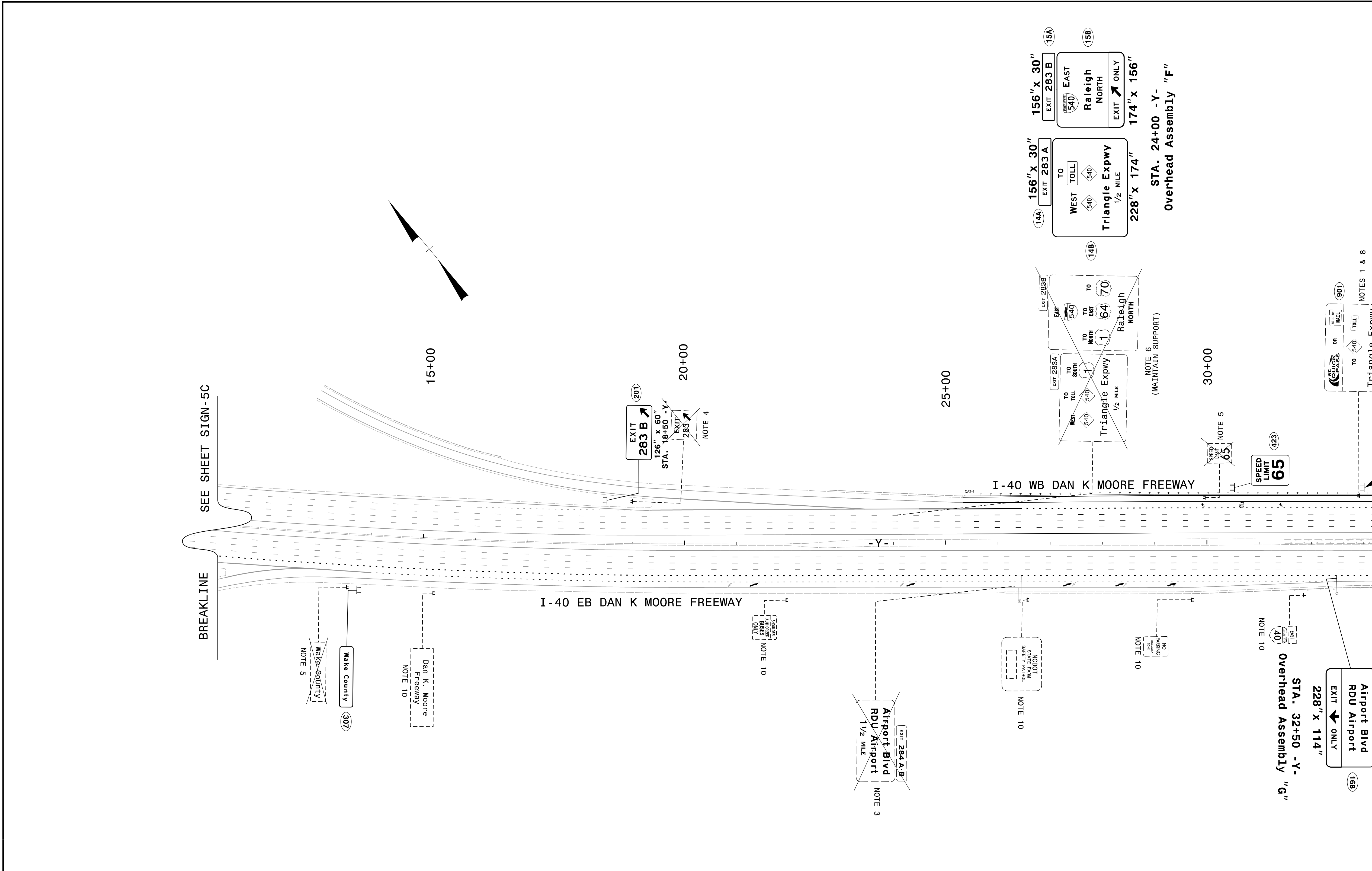
- 1 DISPOSAL OF SUPPORT, STEEL BEAM
- 2 DISPOSAL OF SUPPORT, U-CHANNEL
- 3 DISPOSAL OF SIGN SYSTEM, OVERHEAD
- 4 DISPOSAL OF SIGN SYSTEM, STEEL BEAM
- 5 DISPOSAL OF SIGN SYSTEM, U-CHANNEL
- 6 DISPOSAL OF SIGN, A OR B (OVERHEAD)
- 7 DISPOSAL OF SIGN, A OR B (GROUND MOUNTED)
- 8 SIGN ERECTION, RELOCATE SIGN TYPE A (GROUND MOUNTED)
- 9 SIGN ERECTION, RELOCATE SIGN TYPE E
- 10 SIGN SYSTEM TO REMAIN
- 11 SIGN ERECTION, RELOCATE SIGN TYPE F
- 16 SIGN ERECTION, LOGO TO PANEL



**EXISTING AND  
PROPOSED SIGNS**

10/8/2019 11:46:05 AM C:\pwworking\east01\ad6596054\15700\sign\_prop.dtl\_05C.dgn

TIP NO. I-5700	SHEET NO. SIGN-5D
APPROVED: <i>Michael T. Rzepka</i> 018C3480C28046D...	
DATE: 10/8/2019	
SEAL 	
DOCUMENT NOT CONSIDERED FINAL UNLESS ALL SIGNATURES COMPLETED	

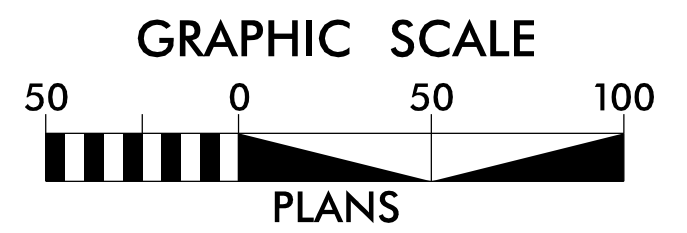


BREAKLINE SEE SHEET SIGN-5C

MATCHLINE -Y- STA 34+00 SEE SHEET SIGN-5E

**PROJECT NOTES**

- 1 DISPOSAL OF SUPPORT, STEEL BEAM
- 2 DISPOSAL OF SUPPORT, U-CHANNEL
- 3 DISPOSAL OF SIGN SYSTEM, OVERHEAD
- 4 DISPOSAL OF SIGN SYSTEM, STEEL BEAM
- 5 DISPOSAL OF SIGN SYSTEM, U-CHANNEL
- 6 DISPOSAL OF SIGN, A OR B (OVERHEAD)
- 7 DISPOSAL OF SIGN, A OR B (GROUND MOUNTED)
- 8 SIGN ERECTION, RELOCATE SIGN TYPE A (GROUND MOUNTED)
- 9 SIGN ERECTION, RELOCATE SIGN TYPE E
- 10 SIGN SYSTEM TO REMAIN
- 11 SIGN ERECTION, RELOCATE SIGN TYPE F



**EXISTING AND PROPOSED SIGNS**









APPROVED: *Michael T. Rzepka*  
DocuSigned by:  
Michael T. Rzepka  
01BC3480C28548D

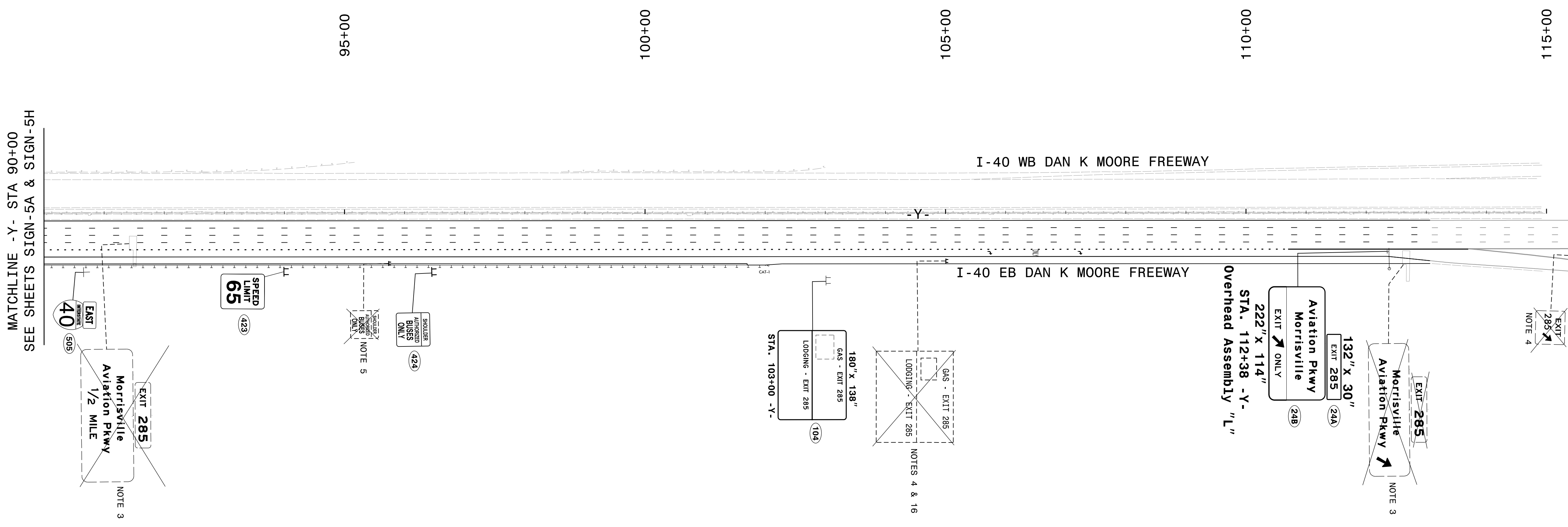
DATE: 10/8/2019



DOCUMENT NOT CONSIDERED FINAL  
 UNLESS ALL SIGNATURES COMPLETED

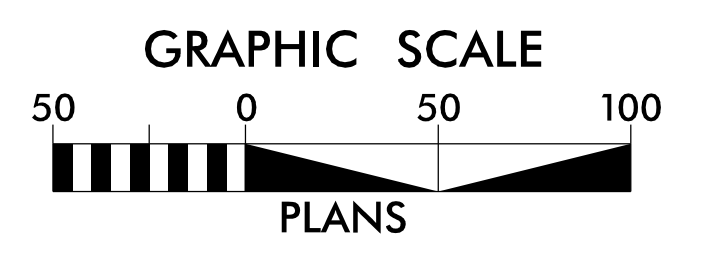


MATCHLINE -Y- STA 90+00  
 SEE SHEETS SIGN-5A & SIGN-5H




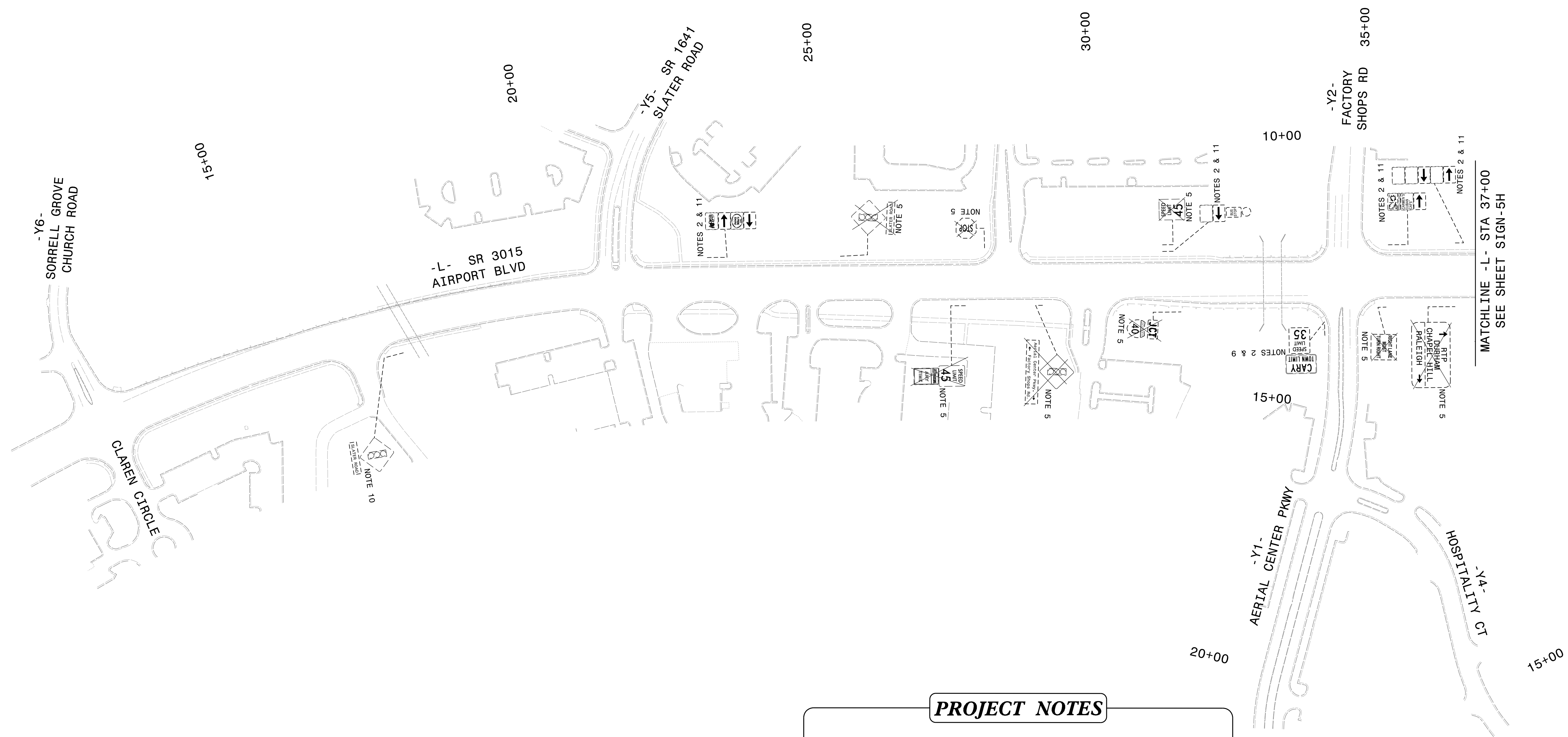
**PROJECT NOTES**

- 1 DISPOSAL OF SUPPORT, STEEL BEAM
- 2 DISPOSAL OF SUPPORT, U-CHANNEL
- 3 DISPOSAL OF SIGN SYSTEM, OVERHEAD
- 4 DISPOSAL OF SIGN SYSTEM, STEEL BEAM
- 5 DISPOSAL OF SIGN SYSTEM, U-CHANNEL
- 6 DISPOSAL OF SIGN, A OR B (OVERHEAD)
- 7 DISPOSAL OF SIGN, A OR B (GROUND MOUNTED)
- 8 SIGN ERECTION, RELOCATE SIGN TYPE A (GROUND MOUNTED)
- 9 SIGN ERECTION, RELOCATE SIGN TYPE E
- 10 SIGN SYSTEM TO REMAIN
- 11 SIGN ERECTION, RELOCATE SIGN TYPE F
- 16 SIGN ERECTION, LOGO TO PANEL



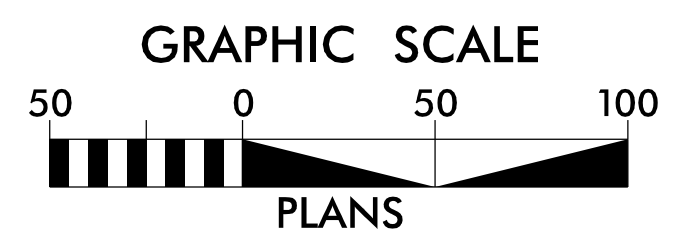
**EXISTING AND  
 PROPOSED SIGNS**

TIP NO. I-5700	SHEET NO. SIGN-5G
APPROVED: <i>Michael T. Rzepka</i> <small>DocuSigned by: Michael T. Rzepka 01BC3480C28049D</small>	
DATE: 9/10/2019	
SEAL 	
DOCUMENT NOT CONSIDERED FINAL UNLESS ALL SIGNATURES COMPLETED	



**PROJECT NOTES**


- 1 DISPOSAL OF SUPPORT, STEEL BEAM
- 2 DISPOSAL OF SUPPORT, U-CHANNEL
- 3 DISPOSAL OF SIGN SYSTEM, OVERHEAD
- 4 DISPOSAL OF SIGN SYSTEM, STEEL BEAM
- 5 DISPOSAL OF SIGN SYSTEM, U-CHANNEL
- 6 DISPOSAL OF SIGN, A OR B (OVERHEAD)
- 7 DISPOSAL OF SIGN, A OR B (GROUND MOUNTED)
- 8 SIGN ERECTION, RELOCATE SIGN TYPE A (GROUND MOUNTED)
- 9 SIGN ERECTION, RELOCATE SIGN TYPE E
- 10 SIGN SYSTEM TO REMAIN
- 11 SIGN ERECTION, RELOCATE SIGN TYPE F

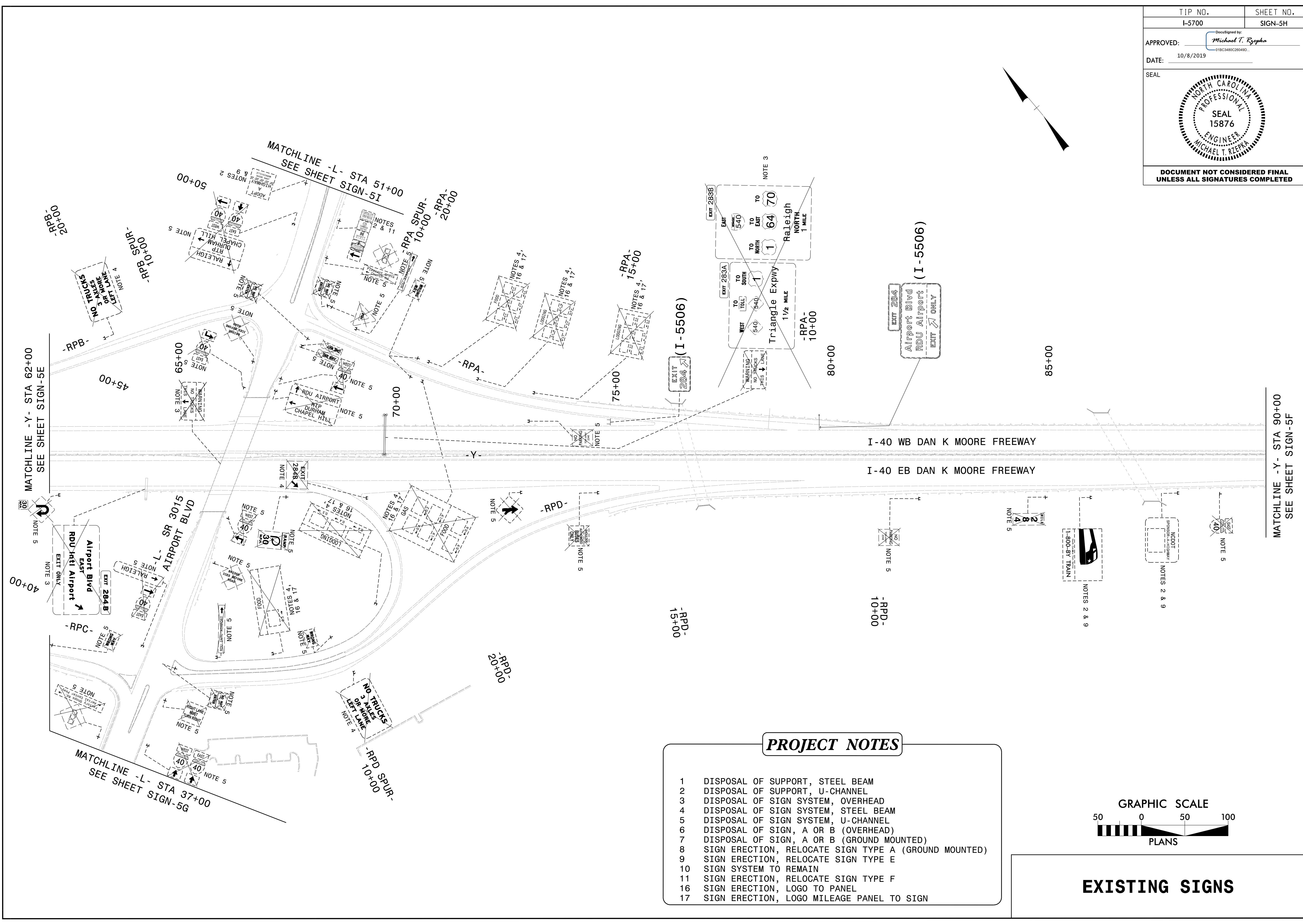



**EXISTING SIGNS**

9/10/2019 2:46:31 PM C:\pwworking\east01\ad6596054\15700\_sign\_exis.t.dtl.05G.dgn



TIP NO. I-5700	SHEET NO. SIGN-5H
APPROVED: <i>Michael T. Rzepka</i> <small>01BC348C28049D...</small>	
DATE: 10/8/2019	
SEAL 	
DOCUMENT NOT CONSIDERED FINAL UNLESS ALL SIGNATURES COMPLETED	



MATCHLINE -Y- STA 62+00  
SEE SHEET SIGN-5E

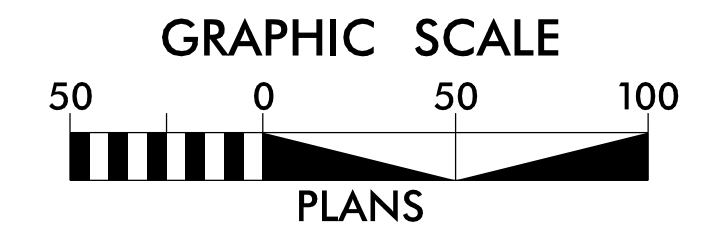
40+00

10/8/2019  
C:\pwworking\king\east01\ad6596054\i5700\_sign\_exis.t.dtl.05H.dgn  
11:46:26 AM

MATCHLINE -L- STA 37+00  
SEE SHEET SIGN-5G

**PROJECT NOTES**


- 1 DISPOSAL OF SUPPORT, STEEL BEAM
- 2 DISPOSAL OF SUPPORT, U-CHANNEL
- 3 DISPOSAL OF SIGN SYSTEM, OVERHEAD
- 4 DISPOSAL OF SIGN SYSTEM, STEEL BEAM
- 5 DISPOSAL OF SIGN SYSTEM, U-CHANNEL
- 6 DISPOSAL OF SIGN, A OR B (OVERHEAD)
- 7 DISPOSAL OF SIGN, A OR B (GROUND MOUNTED)
- 8 SIGN ERECTION, RELOCATE SIGN TYPE A (GROUND MOUNTED)
- 9 SIGN ERECTION, RELOCATE SIGN TYPE E
- 10 SIGN SYSTEM TO REMAIN
- 11 SIGN ERECTION, RELOCATE SIGN TYPE F
- 16 SIGN ERECTION, LOGO TO PANEL
- 17 SIGN ERECTION, LOGO MILEAGE PANEL TO SIGN

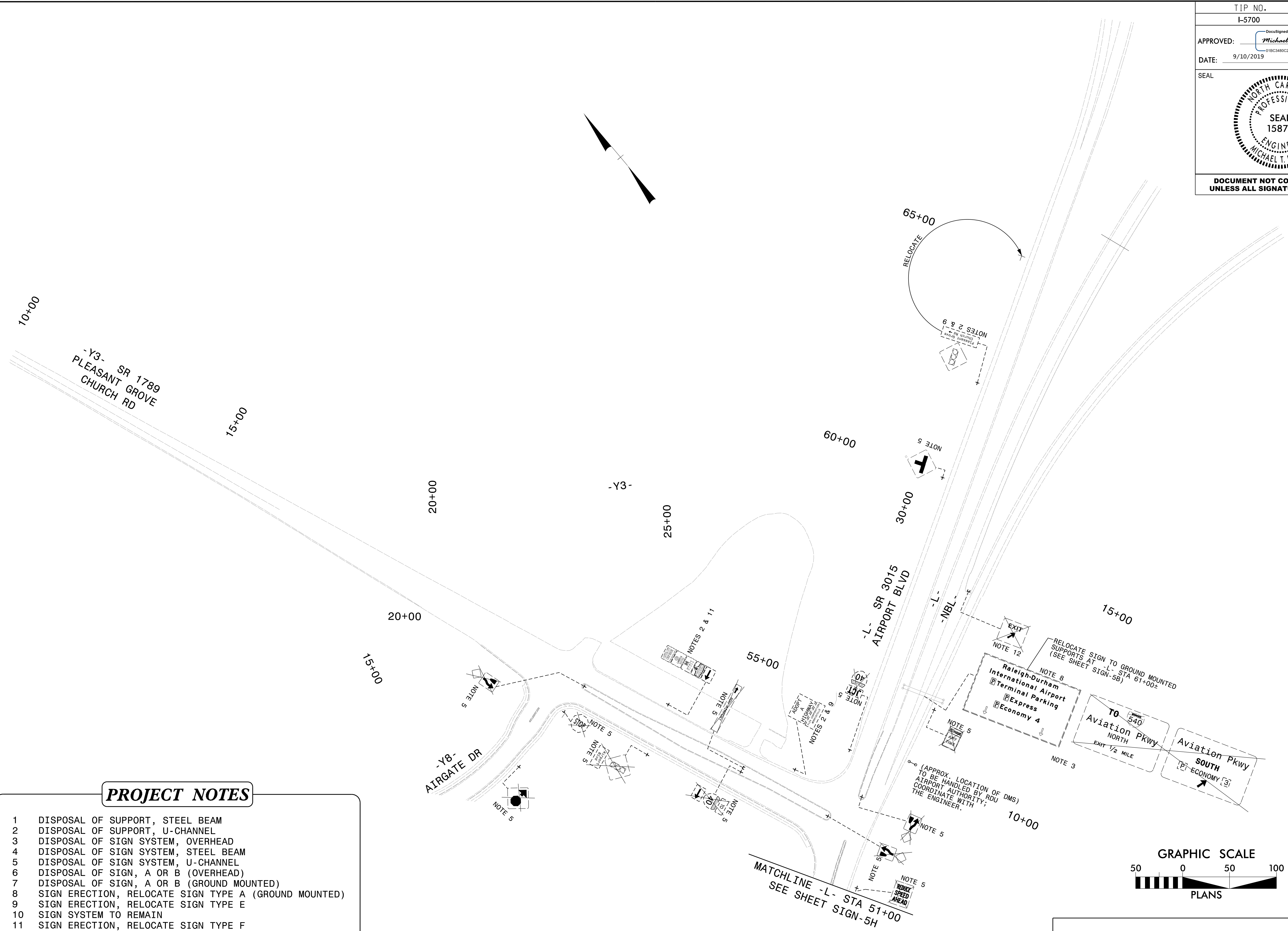


**EXISTING SIGNS**

MATCHLINE -Y- STA 90+00  
SEE SHEET SIGN-5F

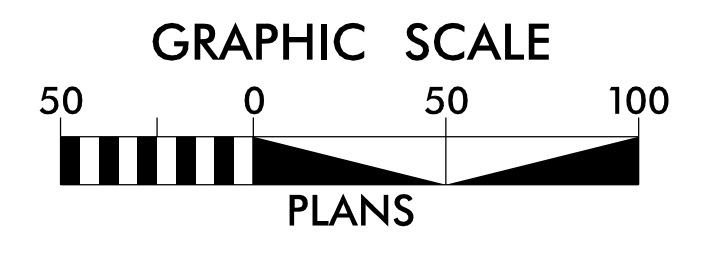


TIP NO. I-5700	SHEET NO. SIGN-51
APPROVED: <i>Michael T. Rzepka</i> 018C3480C28649D...	
DATE: 9/10/2019	
SEAL 	
DOCUMENT NOT CONSIDERED FINAL UNLESS ALL SIGNATURES COMPLETED	



### PROJECT NOTES

- 1 DISPOSAL OF SUPPORT, STEEL BEAM
- 2 DISPOSAL OF SUPPORT, U-CHANNEL
- 3 DISPOSAL OF SIGN SYSTEM, OVERHEAD
- 4 DISPOSAL OF SIGN SYSTEM, STEEL BEAM
- 5 DISPOSAL OF SIGN SYSTEM, U-CHANNEL
- 6 DISPOSAL OF SIGN, A OR B (OVERHEAD)
- 7 DISPOSAL OF SIGN, A OR B (GROUND MOUNTED)
- 8 SIGN ERECTION, RELOCATE SIGN TYPE A (GROUND MOUNTED)
- 9 SIGN ERECTION, RELOCATE SIGN TYPE E
- 10 SIGN SYSTEM TO REMAIN
- 11 SIGN ERECTION, RELOCATE SIGN TYPE F
- 12 STOCKPILE SIGN SYSTEM, STEEL BEAM



### EXISTING SIGNS

9/10/2019  
 C:\pwworking\east01\ad6596054\15700\_sign\_exis.t.dtl.051.dgn  
 10:49:36 AM